

[54] WATER CLOSET

[75] Inventors: Donald W. Doman, Janesville; Norman J. Jaeckels; Gerard D. Phillips, Jr., both of Sheboygan, all of Wis.

[73] Assignee: Kohler Co.

[**] Term: 14 Years

[21] Appl. No.: 779,614

[22] Filed: Mar. 21, 1977

[51] Int. Cl. D23-02

[52] U.S. Cl. D23/65

[58] Field of Search D23/48-57, D23/65-68; 4/420, 421, 425, 428

[56] References Cited

U.S. PATENT DOCUMENTS

D. 185,618	6/1959	Teague et al.	D23/65
D. 188,750	9/1960	Swann	D23/65
D. 198,018	4/1964	Wadsworth	D23/65

D. 198,431	6/1964	Armstrong	D23/65
D. 199,235	9/1964	Tiller	D23/65
D. 224,108	7/1972	Doman	D23/65

Primary Examiner—James R. Largen
Attorney, Agent, or Firm—Arthur H. Seidel

[57] CLAIM

The ornamental design for a water closet, as shown and described.

DESCRIPTION

FIG. 1 is a perspective view of a water closet showing our new design;
 FIG. 2 is a side elevational view thereof;
 FIG. 3 is an elevational view taken from the side opposite that shown in FIG. 2;
 FIG. 4 is a top plan view thereof;
 FIG. 5 is a front elevational view thereof;
 FIG. 6 is a perspective view of a modified form of the water closet shown in FIG. 1;
 FIG. 7 is a side elevational view of FIG. 6; and
 FIG. 8 is an elevational view taken from the side opposite that shown in FIG. 7.




Fig. 1




Fig. 2




Fig. 3

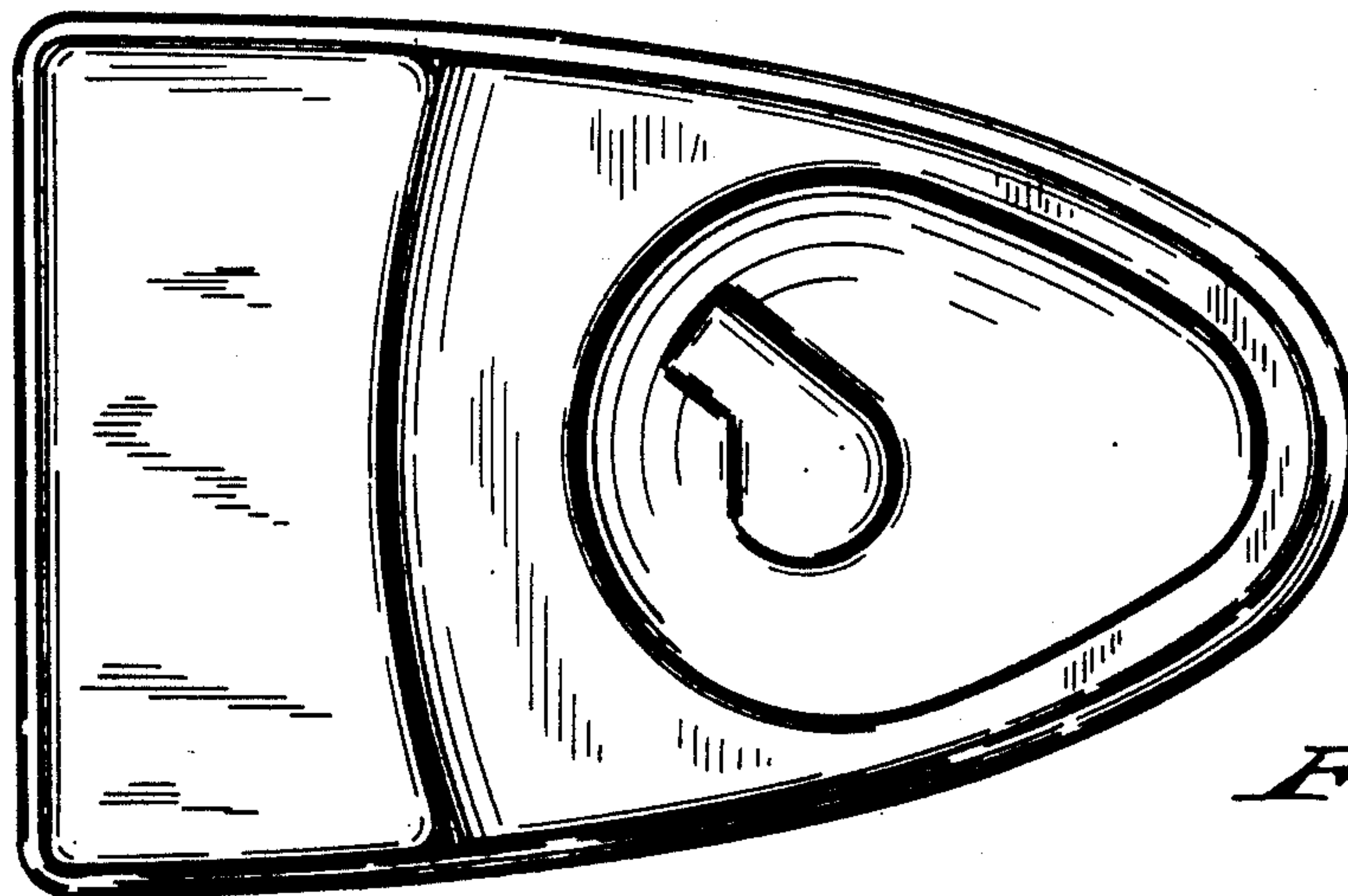



Fig. 4

Fig. 5

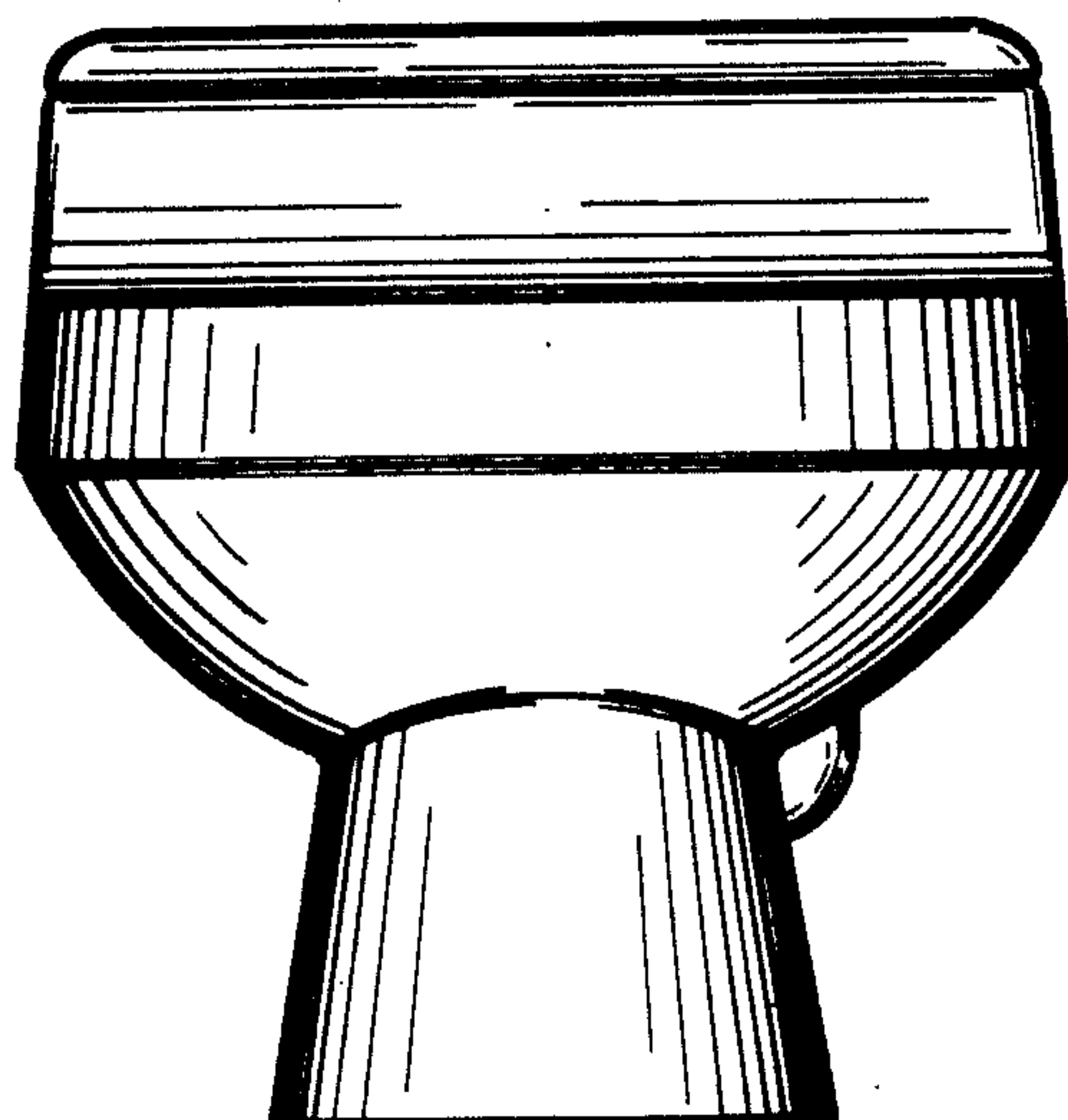


Fig. 6




Fig. 7




Fig. 8

