

[54] WATCH MODULE

[75] Inventors: William W. Vallandigham, Sunnyvale; Robert M. Clary, Saratoga, both of Calif.

[73] Assignee: Suncrux Incorporated, Cupertino, Calif.

[\*\*] Term: 14 Years

[21] Appl. No.: 774,635

[22] Filed: Mar. 4, 1977

[51] Int. Cl. .... D10-07

[52] U.S. Cl. .... D10/129

[58] Field of Search ..... D10/128, 129; 58/23 R, 58/50 R, 50 A, 23 A, 23 AC

[56] References Cited

U.S. PATENT DOCUMENTS

D. 16,874 8/1886 Tucker ..... D10/129

D. 55,265	5/1920	Friedman .....	D10/129
D. 242,030	10/1976	Thompson .....	D10/129
3,604,202	9/1971	Besson .....	58/23 R
4,019,313	4/1977	Mason .....	58/50 R
4,044,542	8/1977	Burke .....	58/50 R
4,064,689	12/1977	Yasuda .....	58/50 R
4,068,464	1/1978	Barnett .....	58/23 R


Primary Examiner—Nelson C. Holtje  
Attorney, Agent, or Firm—Paul D. Flehr


[57] CLAIM

The ornamental design for a watch module, as shown and described.

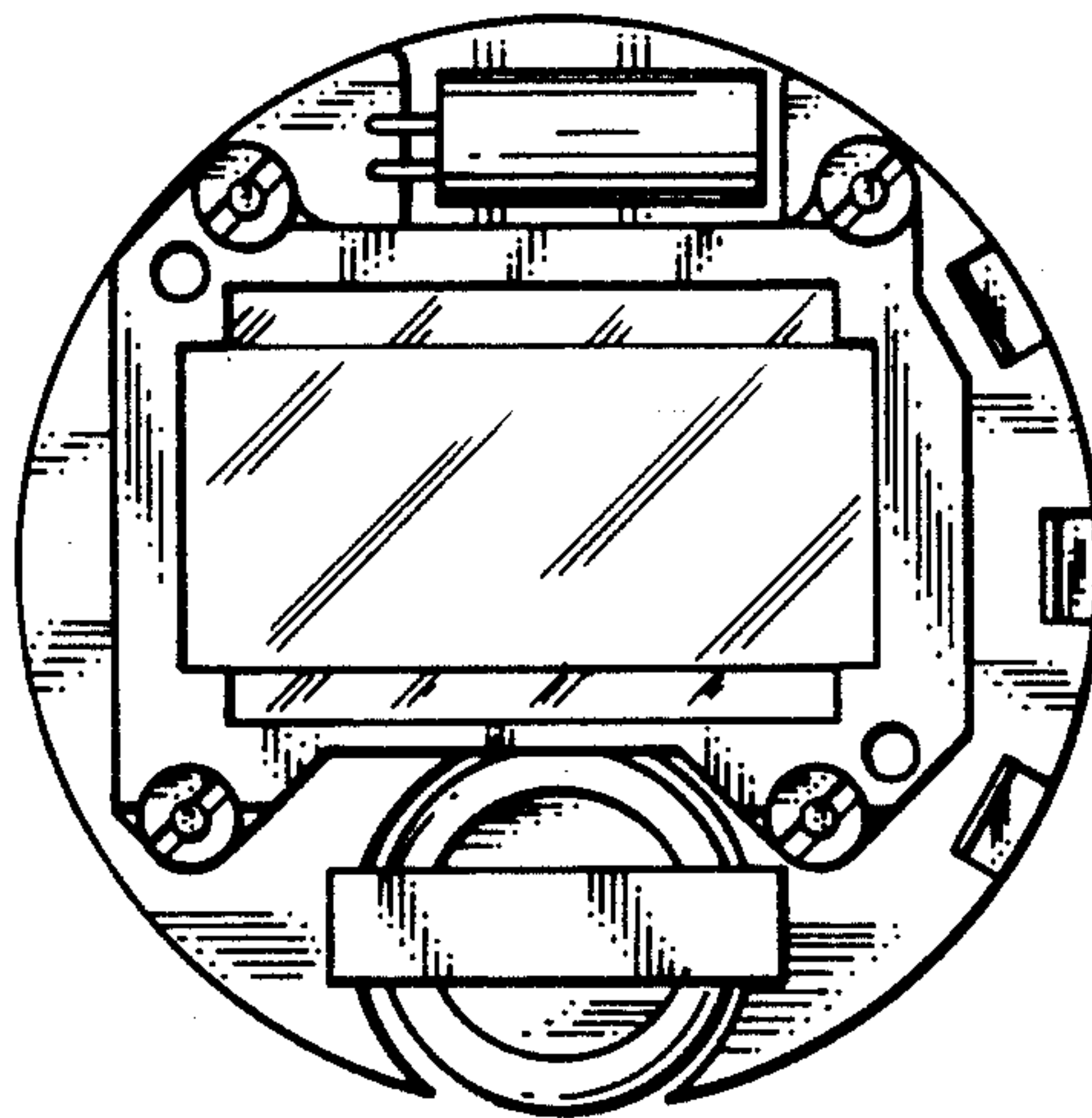
DESCRIPTION

FIG. 1 is a top perspective view of a watch module showing our new design;  
FIG. 2 is a top plan view thereof;  
FIG. 3 is a front elevational view thereof;  
FIG. 4 is a bottom plan view thereof;  
FIG. 5 is a right side elevational view thereof; and  
FIG. 6 is a left side elevational view thereof.






**FIG. 1**



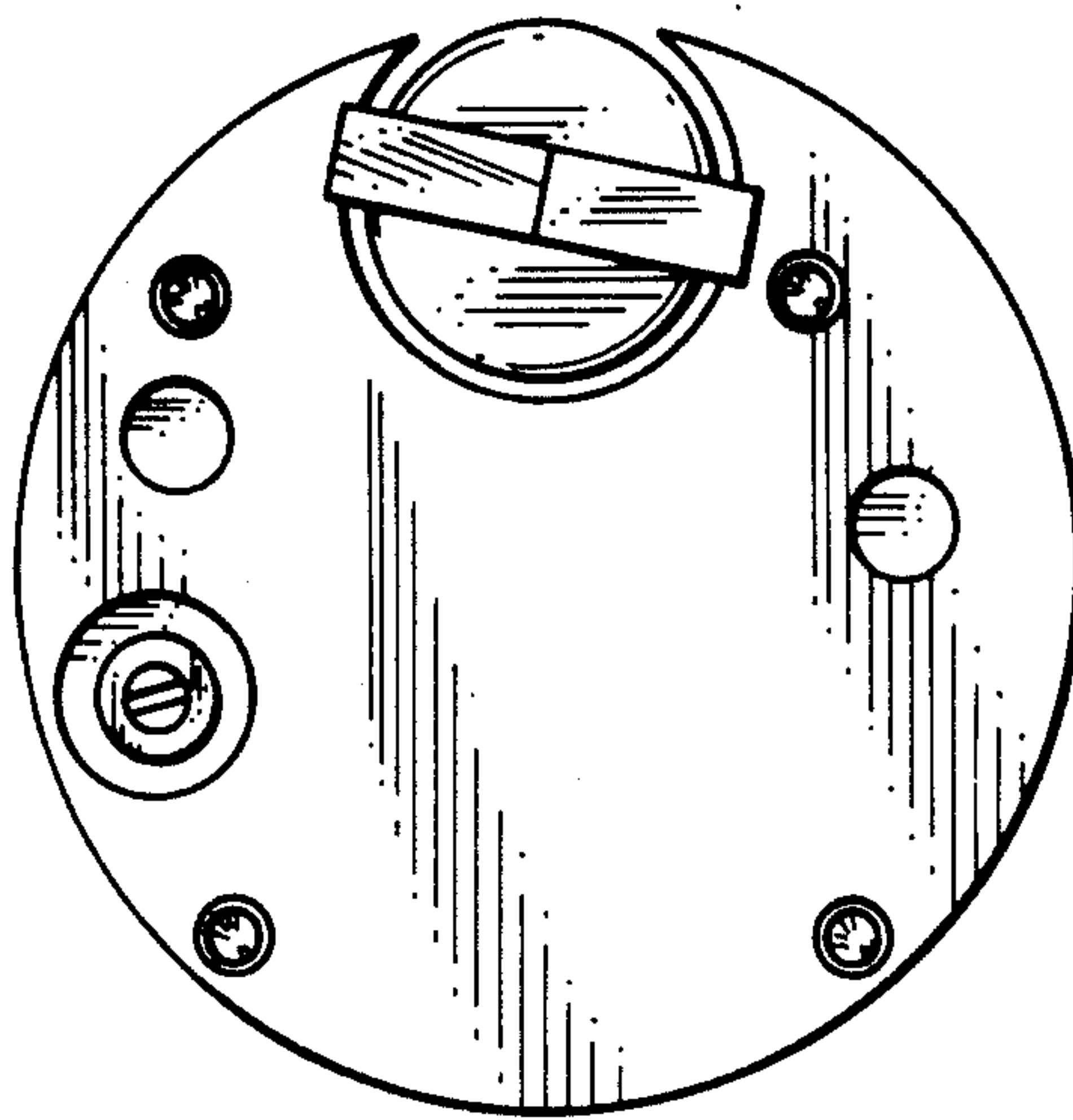
**FIG. 2**



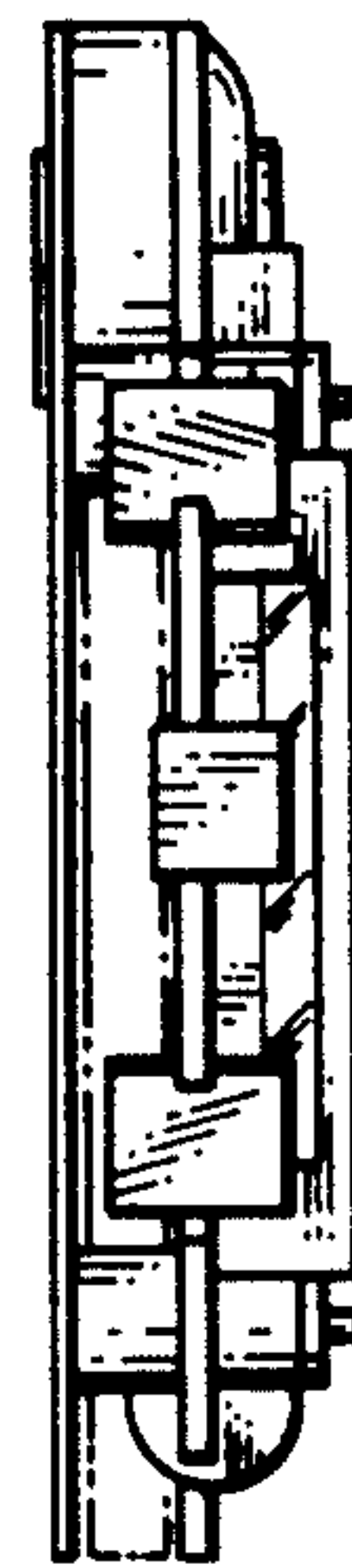
**FIG. 3**



**FIG. 5**



**FIG. 4**



**FIG. 6**