

- [54] **JEWELRY DISPLAY CASE**
- [75] Inventor: **Maxine Kelly**, New York, N.Y.
- [73] Assignee: **Ciani, Inc.**, New York, N.Y.
- [**] Term: **14 Years**
- [21] Appl. No.: **779,399**
- [22] Filed: **Mar. 21, 1977**
- [51] Int. Cl. **D20—02**
- [52] U.S. Cl. **D6/172; D6/175; D6/188**
- [58] Field of Search **D6/20, 23-25, D6/28, 29, 85, 114, 116, 127-130, 132, 136, 140, 146, 152, 158, 167, 172, 175, 186, 188, 189; 211/13, 32, 45, 49 R, 49 S, 87, 88, 105.1, 106, 123, 129, 131, 163, 169, 181, 152; 312/114, 126, 204, 227, 283, 286**

- [56] **References Cited**
- U.S. PATENT DOCUMENTS**
- | | | | | |
|------------|--------|---------|-------|---------|
| D. 154,677 | 8/1949 | Hawkins | | D6/172 |
| 201,756 | 3/1878 | Dealy | | 312/114 |

3,554,625 1/1971 Sly 312/126

OTHER PUBLICATIONS

Architectural Forum, 11/1953, pp. 169-172, showcase, (lower left of center).

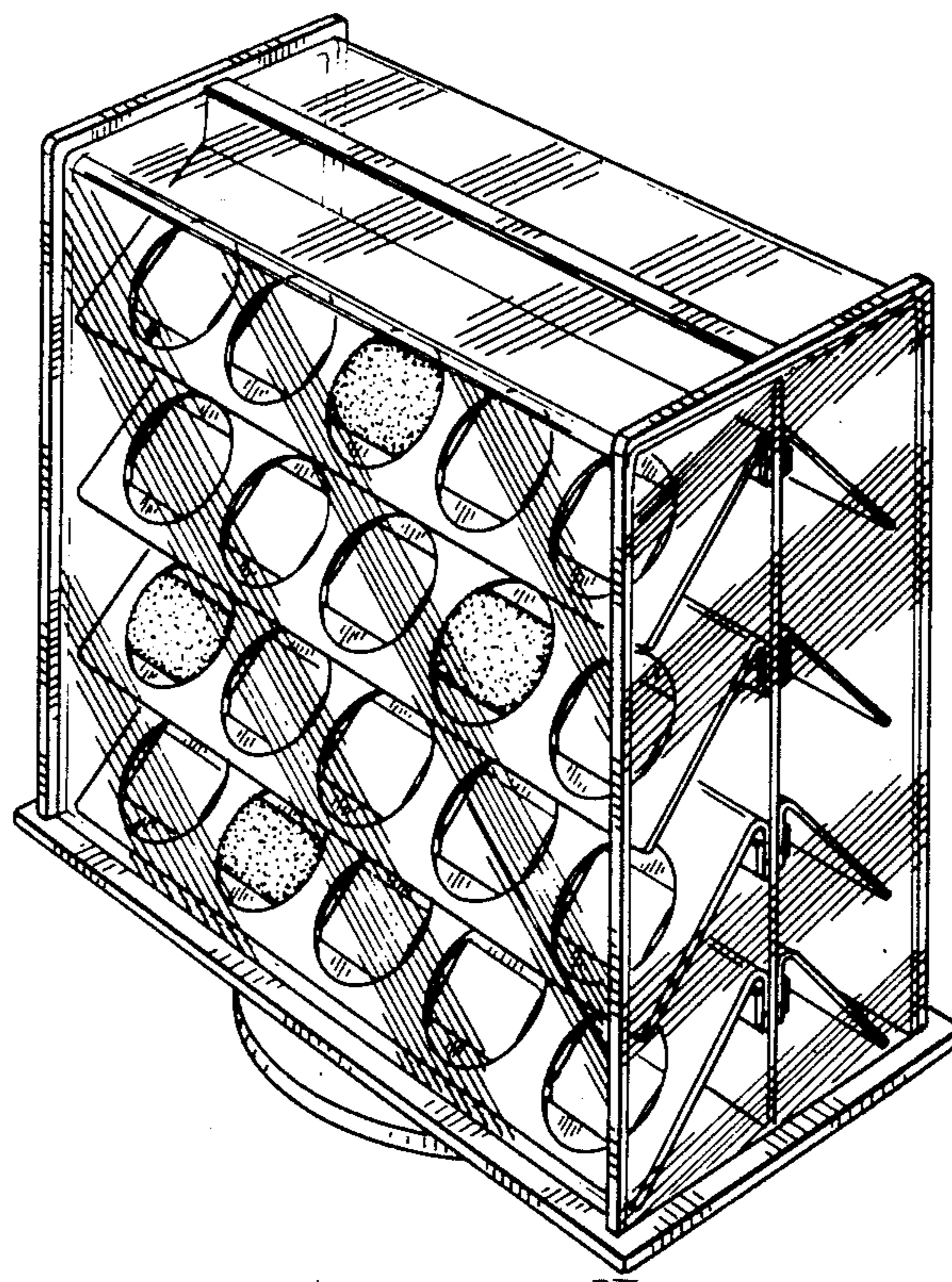
Primary Examiner—Wallace R. Burke
Assistant Examiner—B. J. Bullock
Attorney, Agent, or Firm—Gene O. Enockson

[57] **CLAIM**

The ornamental design for a jewelry display case, substantially as shown.

DESCRIPTION

FIG. 1 is a front perspective view of a jewelry display case illustrating my new design;
FIG. 2 is a top plan view thereof;
FIG. 3 is a front elevational view thereof; the rear is a mirror image thereof;
FIG. 4 is a side elevational view thereof, as viewed from the left in FIG. 3; and
FIG. 5 is a side elevational view thereof, as viewed from the right in FIG. 3.



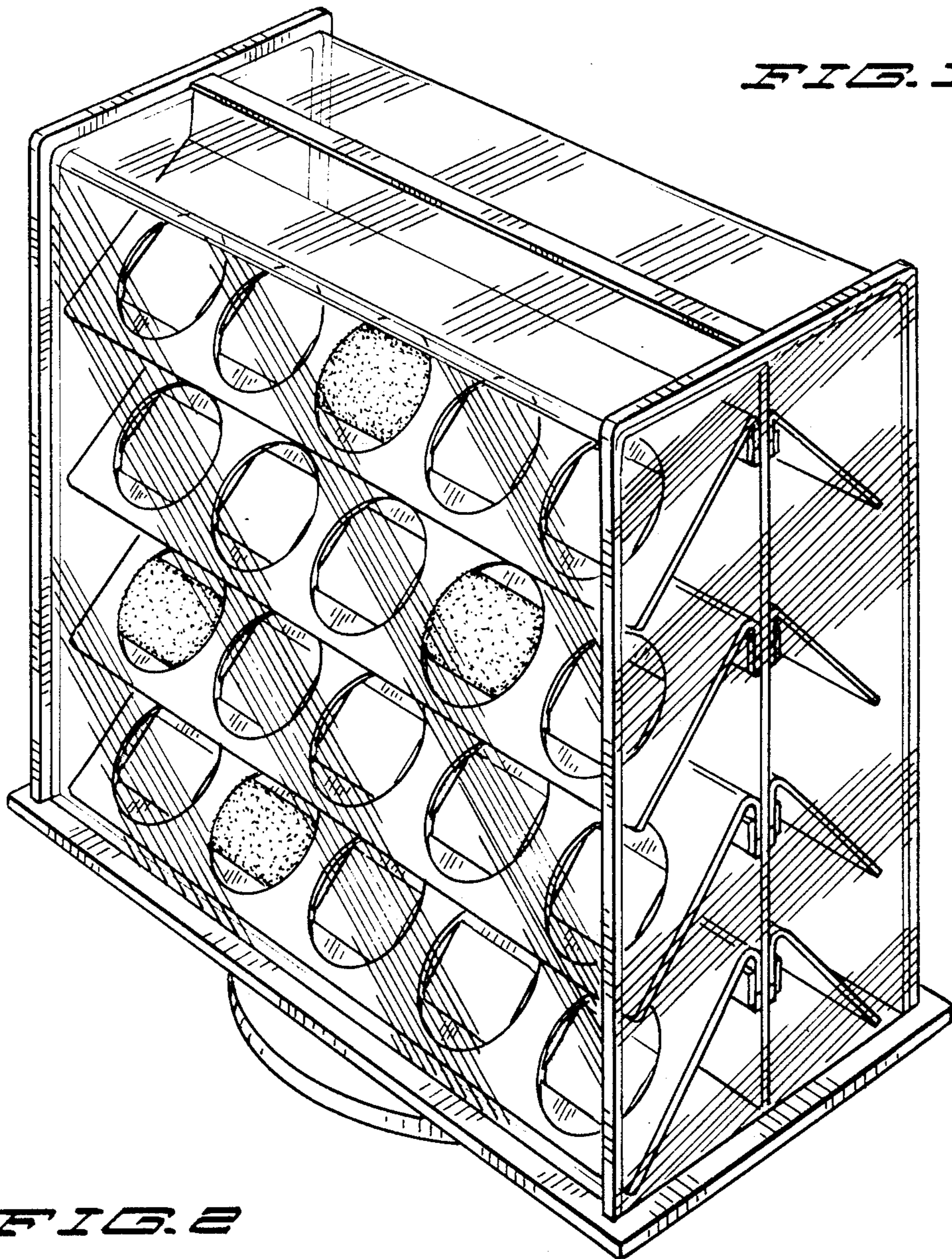
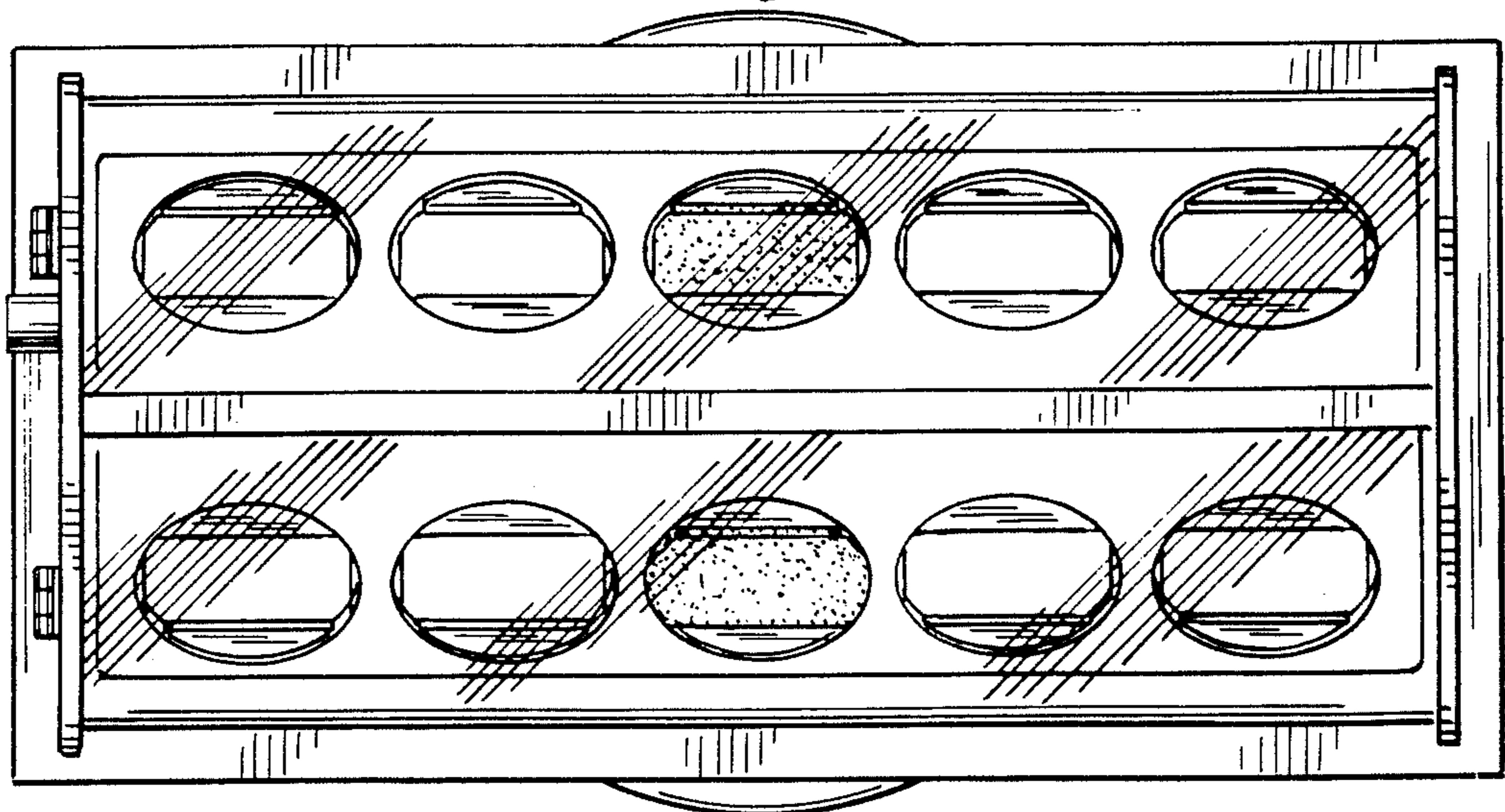


FIG. 2



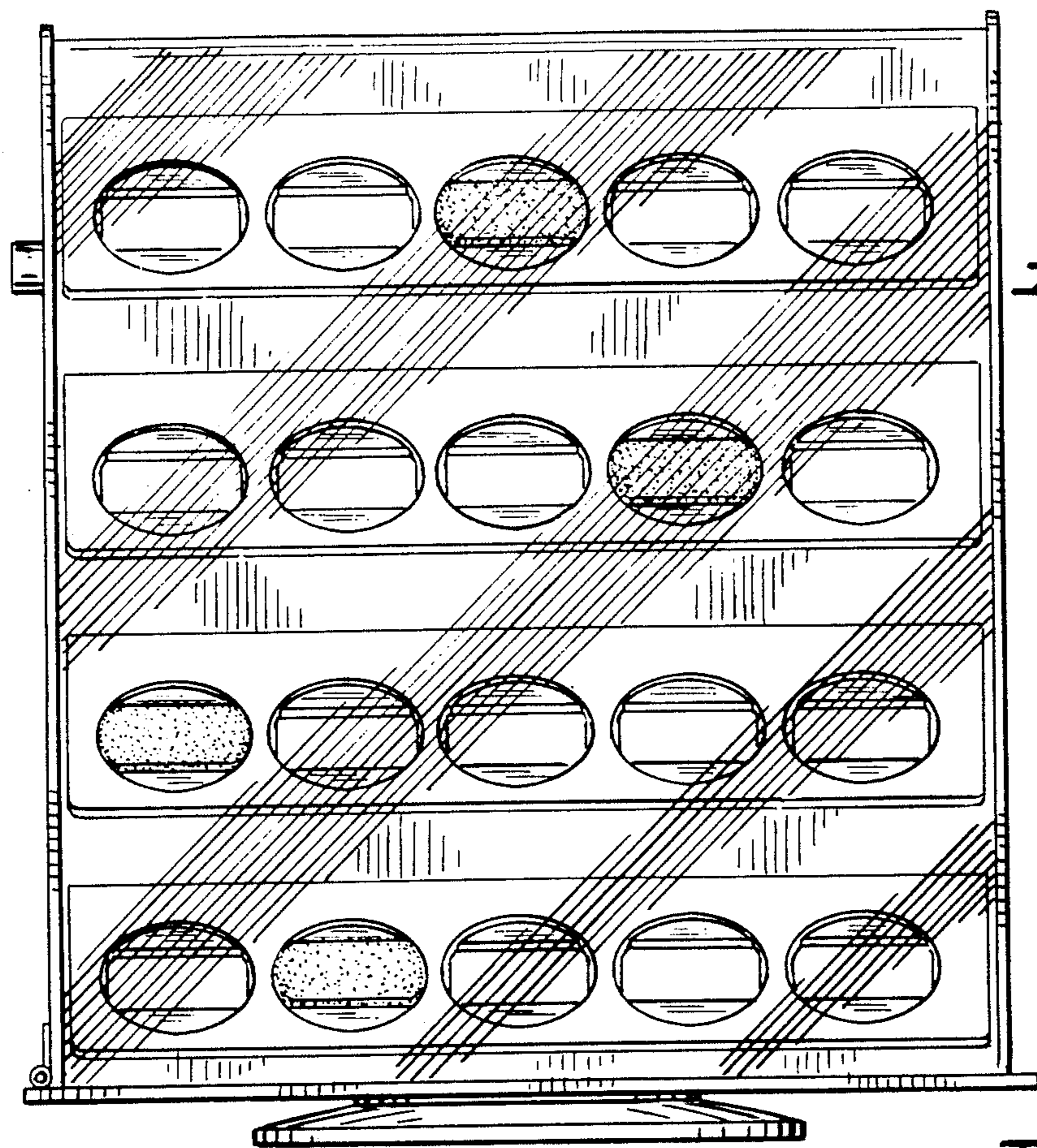


FIG. 3

FIG. 4

FIG. 5

