

[54] **JEWELRY DISPLAY SUPPORT, OR SIMILAR ARTICLE**

[76] Inventor: **Victor W. Ganz**, 10 Gracie Sq., New York, N.Y. 10028

[**] Term: **14 Years**

[21] Appl. No.: **838,123**

[22] Filed: **Sep. 30, 1977**

[51] Int. Cl. **D20-02**

[52] U.S. Cl. **D6/24; D6/146; D6/188**

[58] Field of Search **D6/20, 23-25, D6/28, 29, 85, 114, 116-118, 127-130, 132, 136, 140, 146, 152, 158, 167, 172, 175, 186, 188, 189; 211/13, 32, 45, 49 R, 49 S, 87, 88, 115.1, 106, 123, 129, 131, 163, 169, 181, 182**

[56] **References Cited**

U.S. PATENT DOCUMENTS

D. 166,887 5/1952 Spanel 211/13
D. 201,265 6/1965 Lovejoy D6/25
D. 242,403 11/1976 Webster D6/24

FOREIGN PATENT DOCUMENTS

21,276 3/1930 Australia D6/24


Primary Examiner—Wallace R. Burke
Assistant Examiner—B. J. Bullock
Attorney, Agent, or Firm—William R. Liberman

[57] **CLAIM**

The ornamental design for a jewelry display support, or similar article, as shown.

DESCRIPTION

FIG. 1 is a perspective view of a jewelry display support, or similar article, showing my new design; FIG. 2 is a top plan view thereof; FIG. 3 is a side elevational view thereof; and FIG. 4 is a bottom plan view.



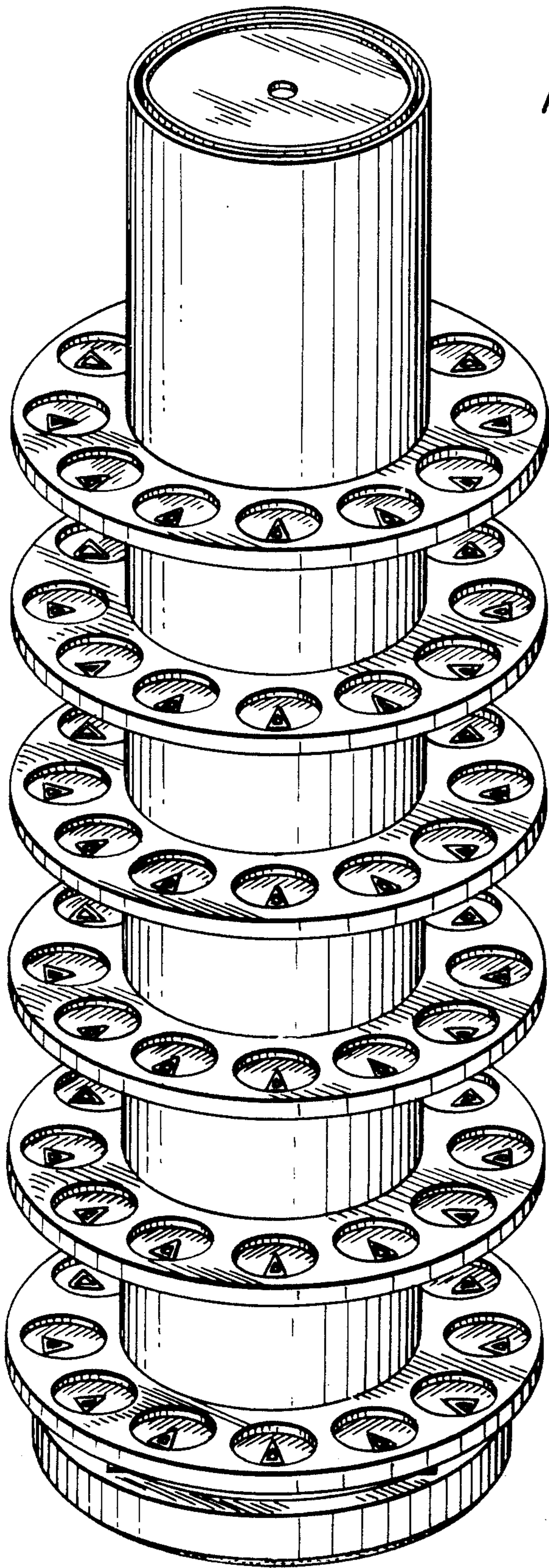


FIG. 1

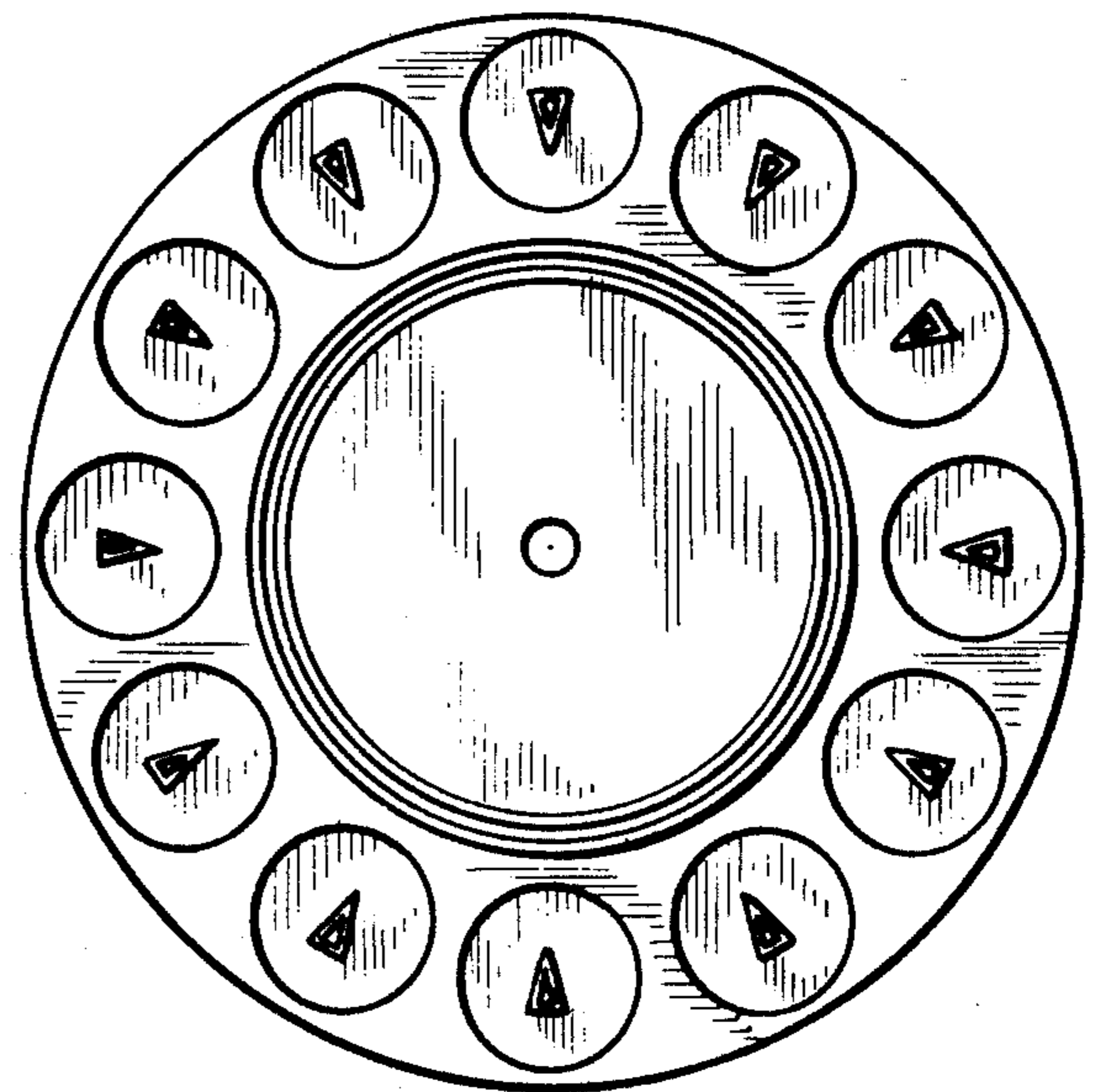


FIG. 2

FIG. 3

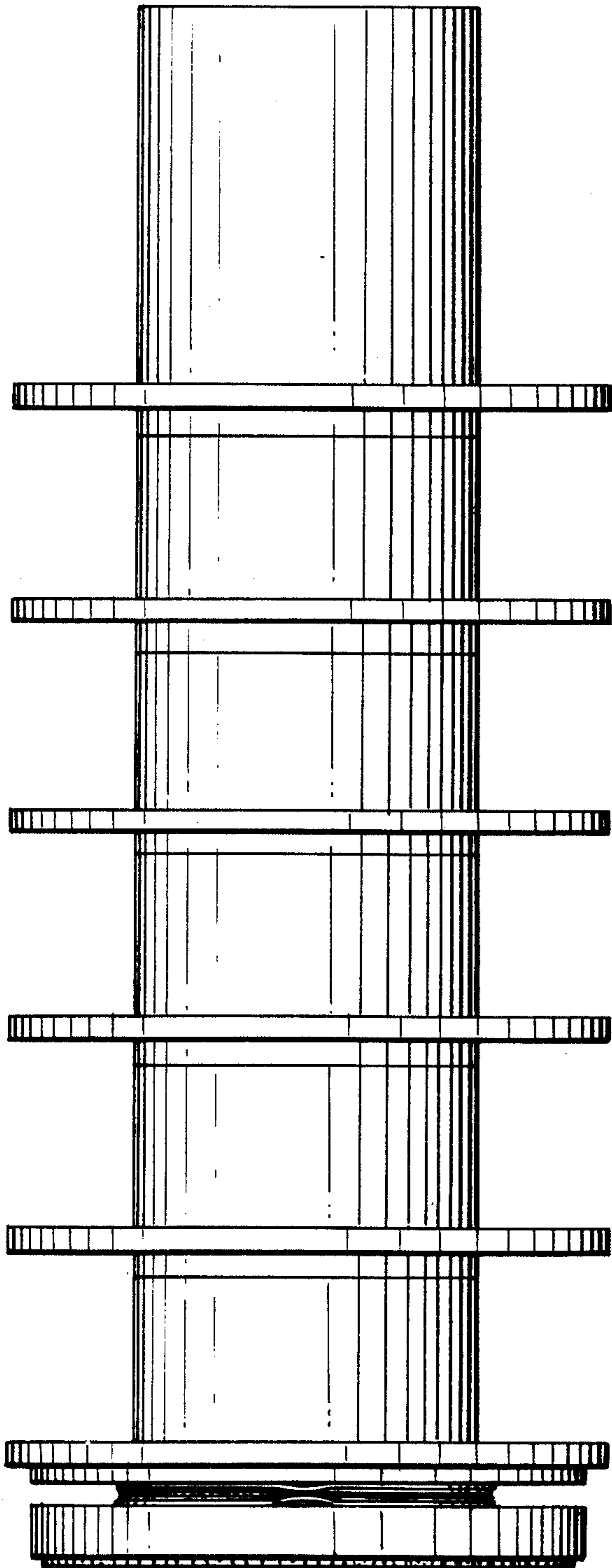


FIG. 4

