

[54] SHOE SOLE

[76] Inventor: Johann Waltl, Grub 1, A-6391  
Fieberbrunn, Tirol, Austria

[\*\*] Term: 14 Years

[21] Appl. No.: 713,572

[22] Filed: Aug. 11, 1976

[30] Foreign Application Priority Data

Feb. 16, 1976 [AT] Austria ..... 1077/76  
Feb. 20, 1976 [AT] Austria ..... 11704/76  
Feb. 20, 1976 [AT] Austria ..... 11709/76

[51] Int. Cl. .... D2-04

[52] U.S. Cl. .... D2/319

[58] Field of Search ..... D2/319-323,  
D2/270, 282, 283, 300, 301; 36/1 D, 11.5

[56] References Cited

U.S. PATENT DOCUMENTS

3,698,108 10/1972 Brunner ..... 36/11.5

FOREIGN PATENT DOCUMENTS

2,450,514 10/1974 Fed. Rep. of Germany ..... 36/11.5

1,305,600 8/1961 France ..... 36/11.5

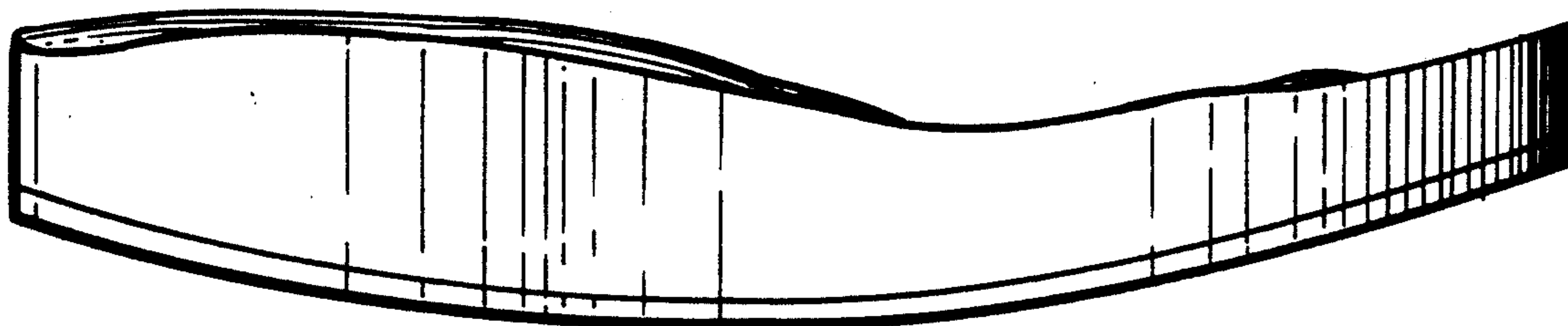
Primary Examiner—Nelson C. Holtje  
Attorney, Agent, or Firm—Michael J. Striker

[57] CLAIM


The ornamental design for a shoe sole, substantially as shown and described.

DESCRIPTION

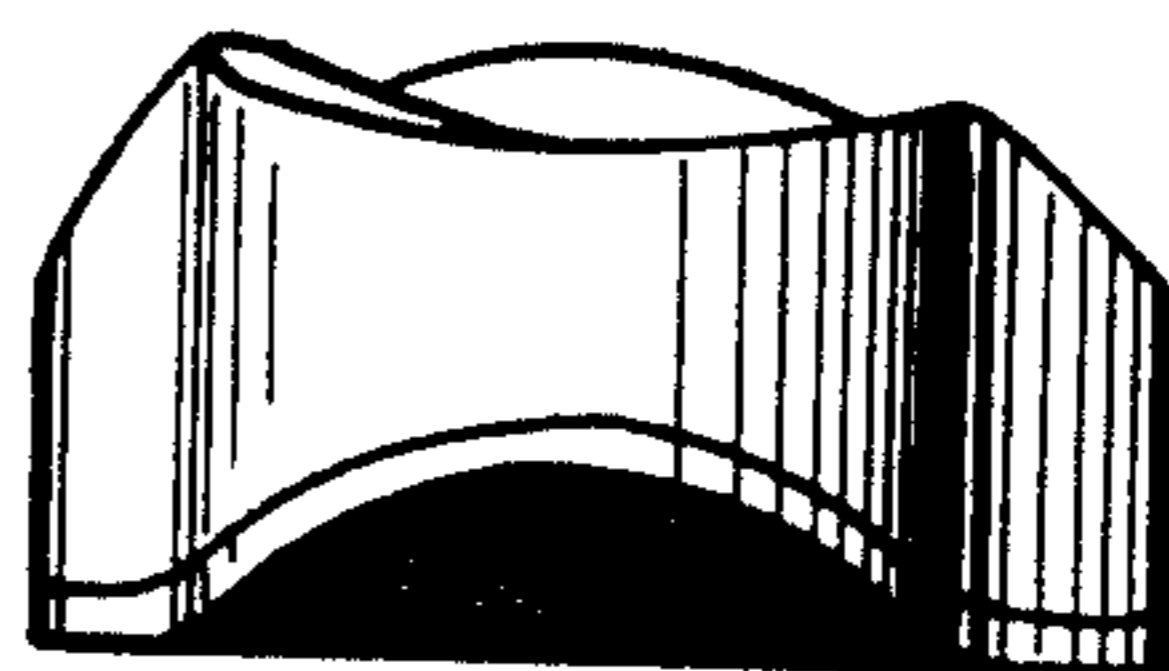
FIG. 1 is a front elevational view of a shoe sole showing my new design;  
FIG. 2 is a side elevational view thereof;  
FIG. 3 is a rear elevational view thereof;  
FIG. 4 is a top plan view thereof;  
FIG. 5 is a bottom plan view thereof, it being understood that the sole pattern is continuous;  
FIG. 6 is an opposite side elevational view of FIG. 2;  
FIG. 7 is a side elevational view of a modified form of my new design of FIGS. 1-6 wherein the upper edges of the sole are recessed from the instep around the toe and back to the instep;  
FIG. 8 is an opposite side elevational view of FIG. 7;  
All other views of the second embodiment are similar to those corresponding to FIGS. 1-6 with the exception of the modified upper edge.



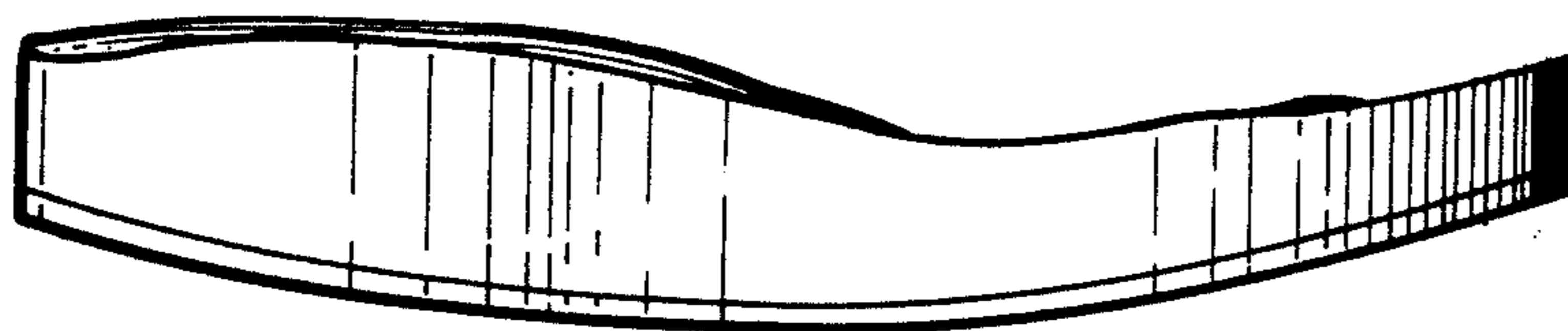
*FIG. 1*



*FIG. 3*




*FIG. 2*



*FIG. 4*



*FIG. 5*



*FIG. 6*



*FIG. 7*



*FIG. 8*

