

[54] SELF-CLEANING DIAPHRAGM FOR RACING PLATE

[76] Inventor: Stanley R. Brown, 7356 Reese Rd., Sacramento, Calif. 95828

[\*\*] Term: 14 Years

[21] Appl. No.: 839,264

[22] Filed: Oct. 4, 1977

[51] Int. Cl. .... D30-99

[52] U.S. Cl. .... D30/35

[58] Field of Search ..... 168/26-28

[56] References Cited

U.S. PATENT DOCUMENTS

D. 34,868	7/1901	Kent .....	D30/36
98,323	12/1869	Waterhouse et al. ....	168/26
620,740	3/1899	Churchill .....	168/28
813,596	2/1906	Stephensmeier .....	168/26
1,060,096	4/1913	Judsen .....	168/26
1,338,986	5/1920	Kent .....	168/26

1,442,748	1/1923	Trauger .....	168/28
1,496,622	6/1924	Cahill .....	168/26
1,825,186	9/1931	Harsem .....	168/4
3,628,608	12/1971	Sherman .....	168/14 X
3,747,684	7/1973	Wallen .....	168/28

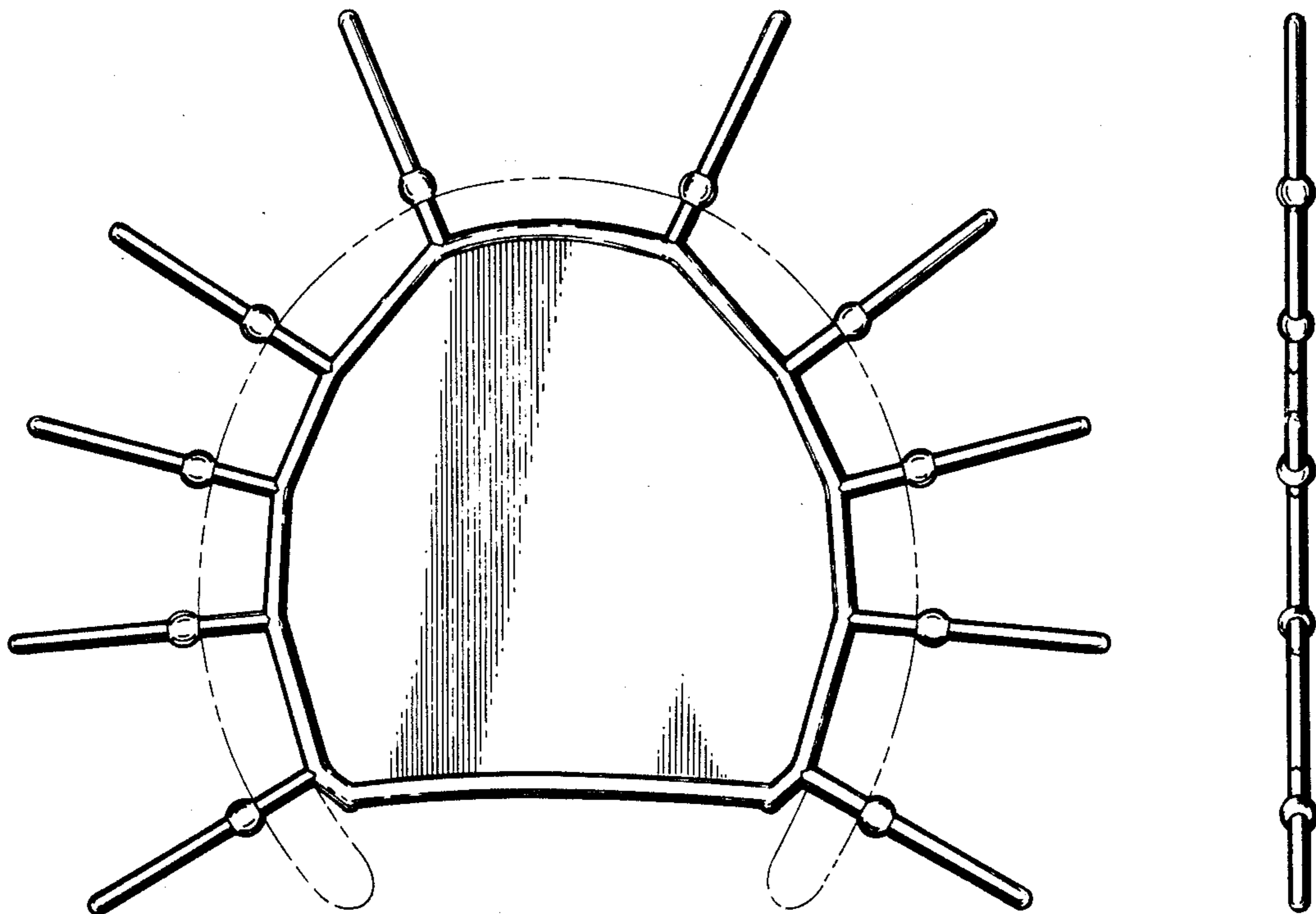
Primary Examiner—James R. Largen  
Attorney, Agent, or Firm—Robert G. West

[57] CLAIM

The ornamental design for self-cleaning diaphragm for racing plate, as shown and described.

DESCRIPTION

FIG. 1 is a bottom plan view of a self-cleaning diaphragm for racing plate showing my new design, the top being a mirror image of the bottom shown; FIG. 2 is an elevational view taken from one side thereof, the opposite side being a mirror image of the side shown; FIG. 3 is a rear elevational view; and, FIG. 4 is a front elevational view. The broken line representation of a racing plate-in FIG. 1 is for purposes of illustration only.



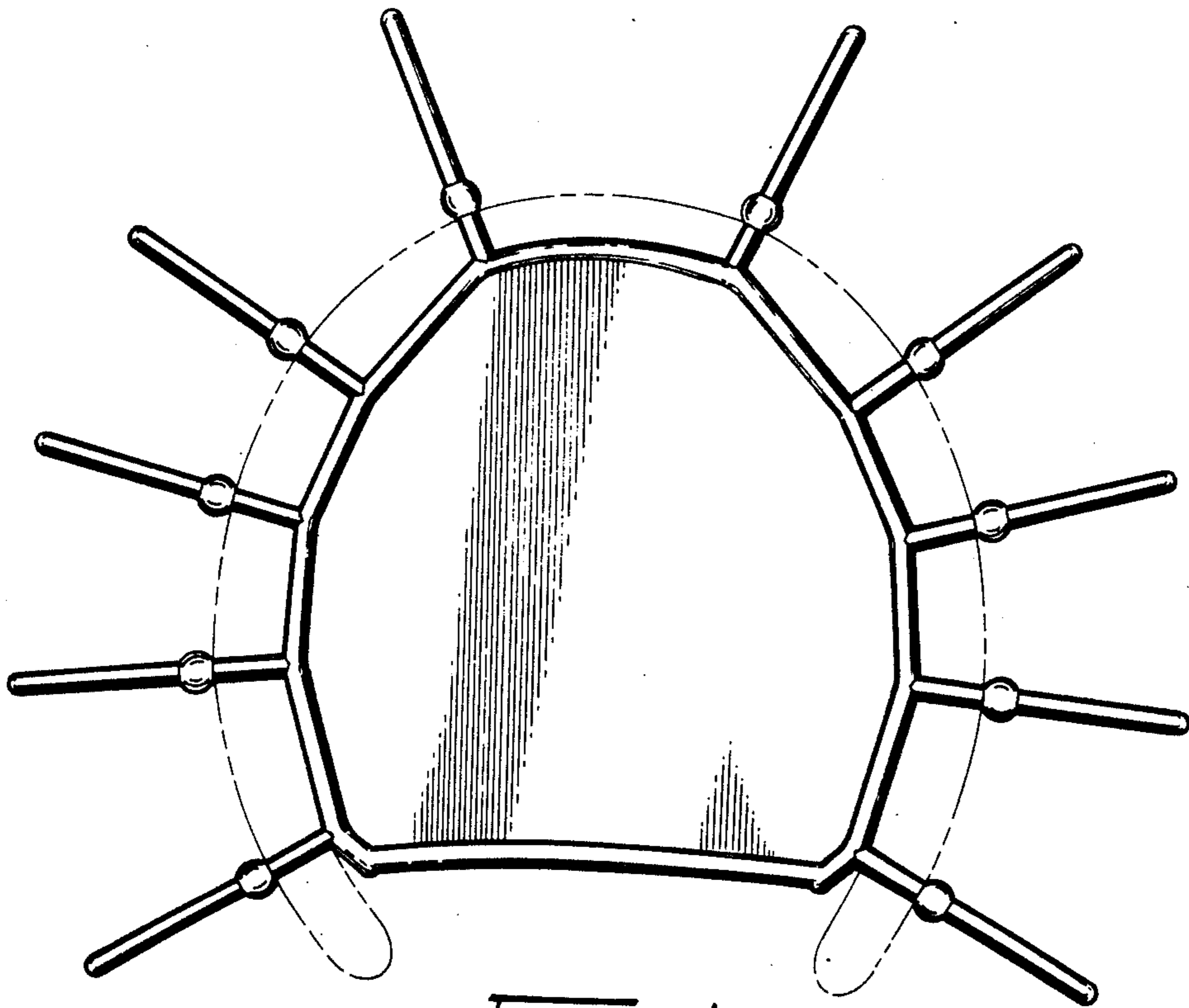


FIG 1



FIG 2



FIG 3

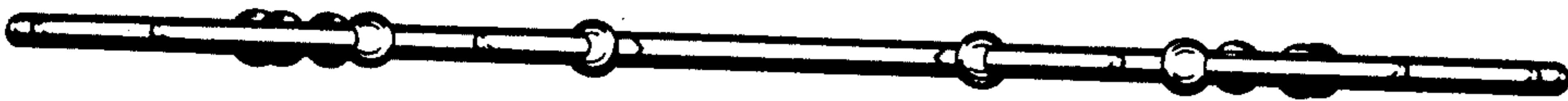


FIG 4