

[54] TOY MICROPHONE

[75] Inventor: Steven R. Dorfman, Levittown, N.Y.

[73] Assignee: L.J.N. Toys, Ltd., New York, N.Y.

[\*\*] Term: 14 Years

[21] Appl. No.: 789,126

[22] Filed: Apr. 20, 1977

[51] Int. Cl. .... D21-01

[52] U.S. Cl. .... D34/15 C; D14/12;  
D34/15 R

[58] Field of Search ..... D34/15 C, 15 R, 15 AG;  
D14/12; 46/174, 175 R, 176, 178, 196, 189;  
179/146, 121

[56] References Cited

U.S. PATENT DOCUMENTS

D. 183,114	7/1958	Burroughs	.....	D14/12
D. 232,243	7/1974	Thorp	.....	D34/15 R
D. 247,705	4/1978	Armstrong	.....	D14/12

OTHER PUBLICATIONS

Allied Electronics Catalog, 1968, p. 542, Item A.

Primary Examiner—Joel Stearman

Assistant Examiner—C. A. Rademaker

Attorney, Agent, or Firm—Anthony J. Casella

[57] CLAIM

The ornamental design for a toy microphone, as shown and described.

DESCRIPTION

FIG. 1 is a top plan view of a toy microphone showing my new design;

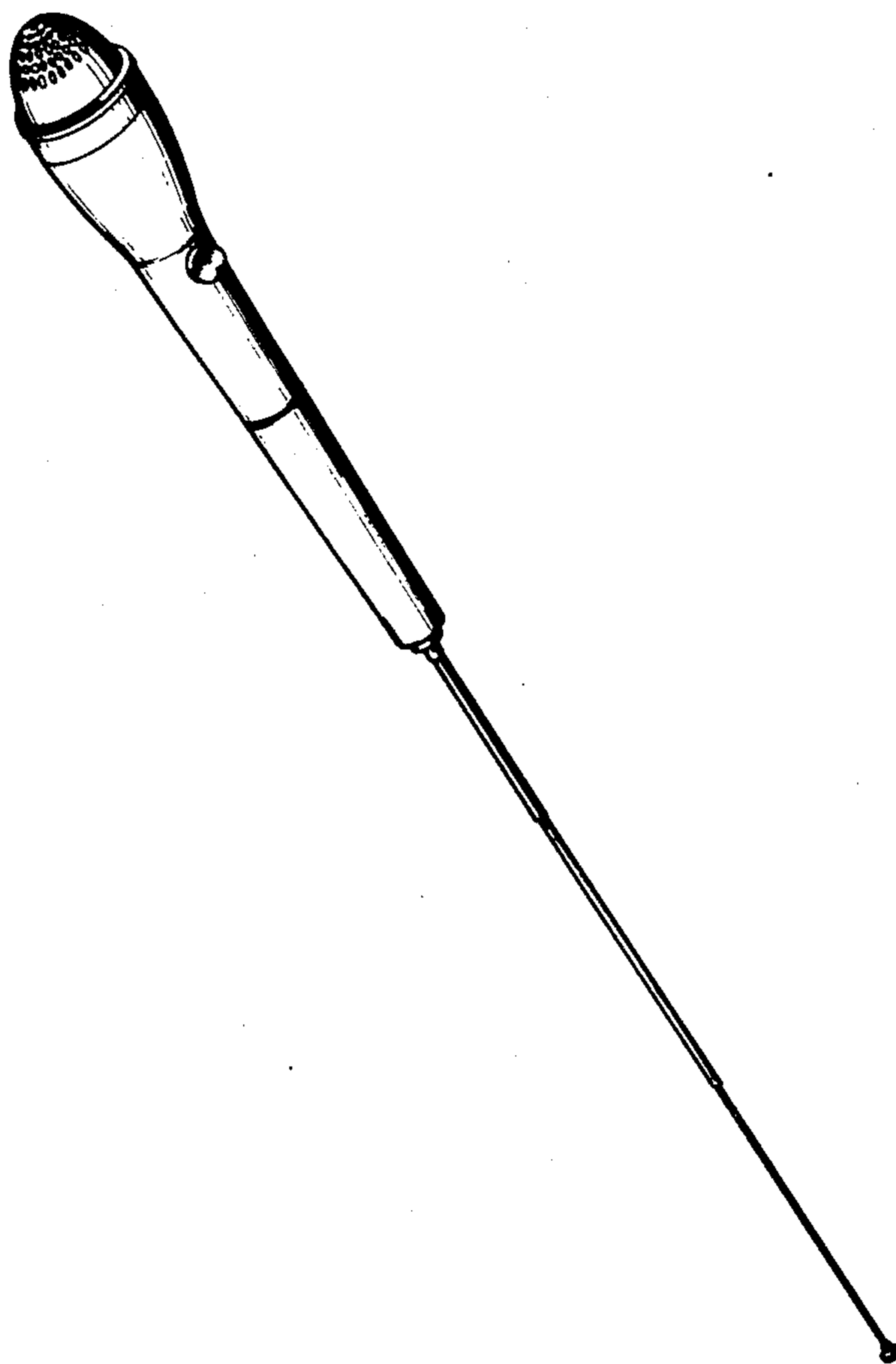
FIG. 2 is a front elevational view thereof;

FIG. 3 is a side elevational view thereof, the side opposite being substantially a mirror image;

FIG. 4 is a rear elevational view thereof;

FIG. 5 is a bottom plan view thereof; and

FIG. 6 is a perspective view thereof, showing the antenna member in an extended position.






FIG. 1

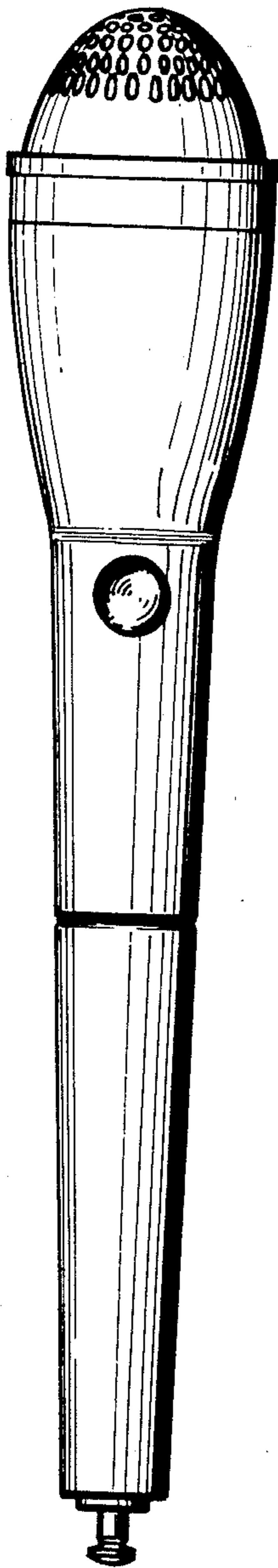


FIG. 2




FIG. 3

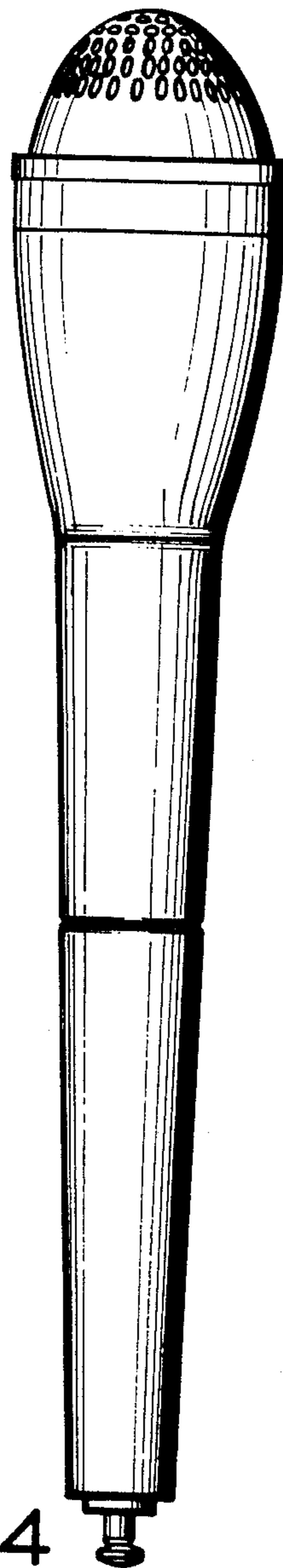


FIG. 4




FIG. 5

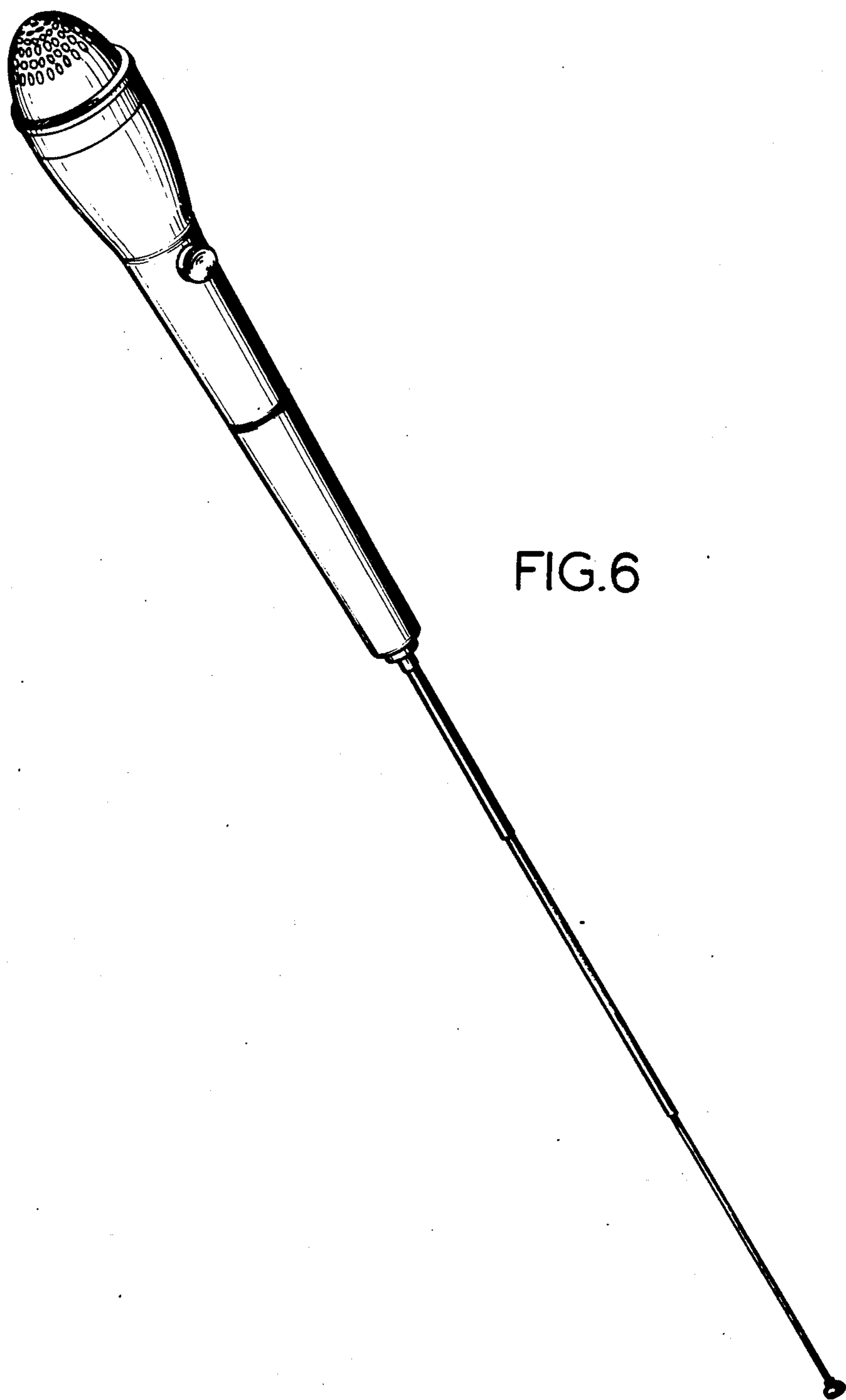


FIG.6