

[54] INTERDENTAL STIMULATOR BLOCK

[76] Inventor: Per Axel Torbjörn Axelsson,  
Barstavagen 22, Hammaro, Sweden

[\*\*] Term: 14 Years

[21] Appl. No.: 837,351

[22] Filed: Sep. 28, 1977

[30] Foreign Application Priority Data

Mar. 28, 1977 [SE] Sweden ..... 690/77

[51] Int. Cl. .... D24—04; D28—08

[52] U.S. Cl. .... D28/64; D24/10;  
132/89

[58] Field of Search ..... D28/64; D7/42; 132/89,  
132/93; 128/62 A; D24/10; 32/64

[56] References Cited

U.S. PATENT DOCUMENTS

D. 238,907 2/1976 Bengtsson ..... D28/64

D. 245,100	7/1977	Venning .....	D24/10
298,502	5/1884	Rawson .....	132/89
2,008,206	7/1935	Grant .....	132/89
2,626,855	1/1953	Hand .....	132/89 X
3,590,814	7/1971	Bennett .....	132/89
3,605,765	9/1971	Canby .....	132/93

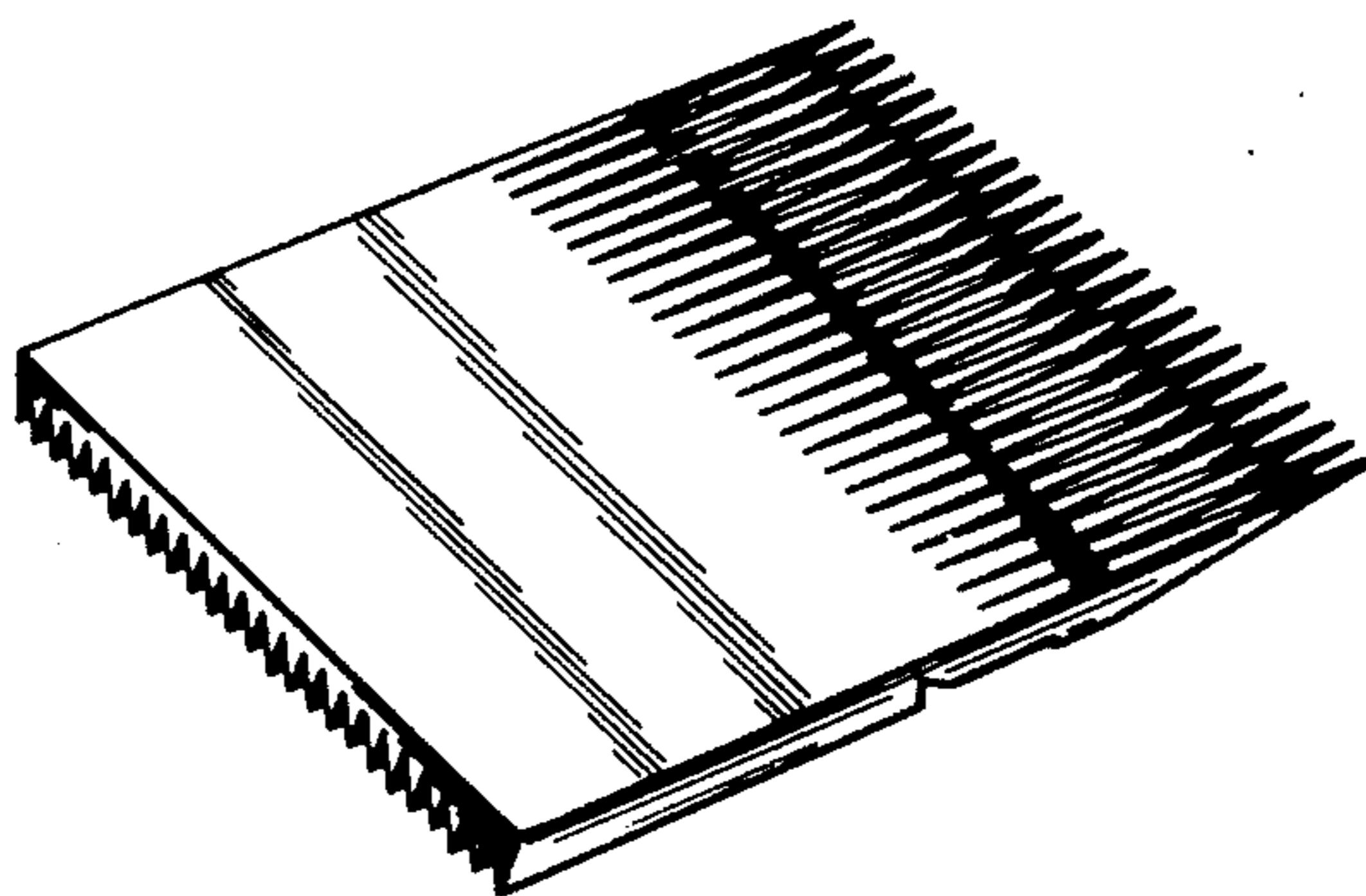

Primary Examiner—Bernard Ansher  
Attorney, Agent, or Firm—John W. Malley

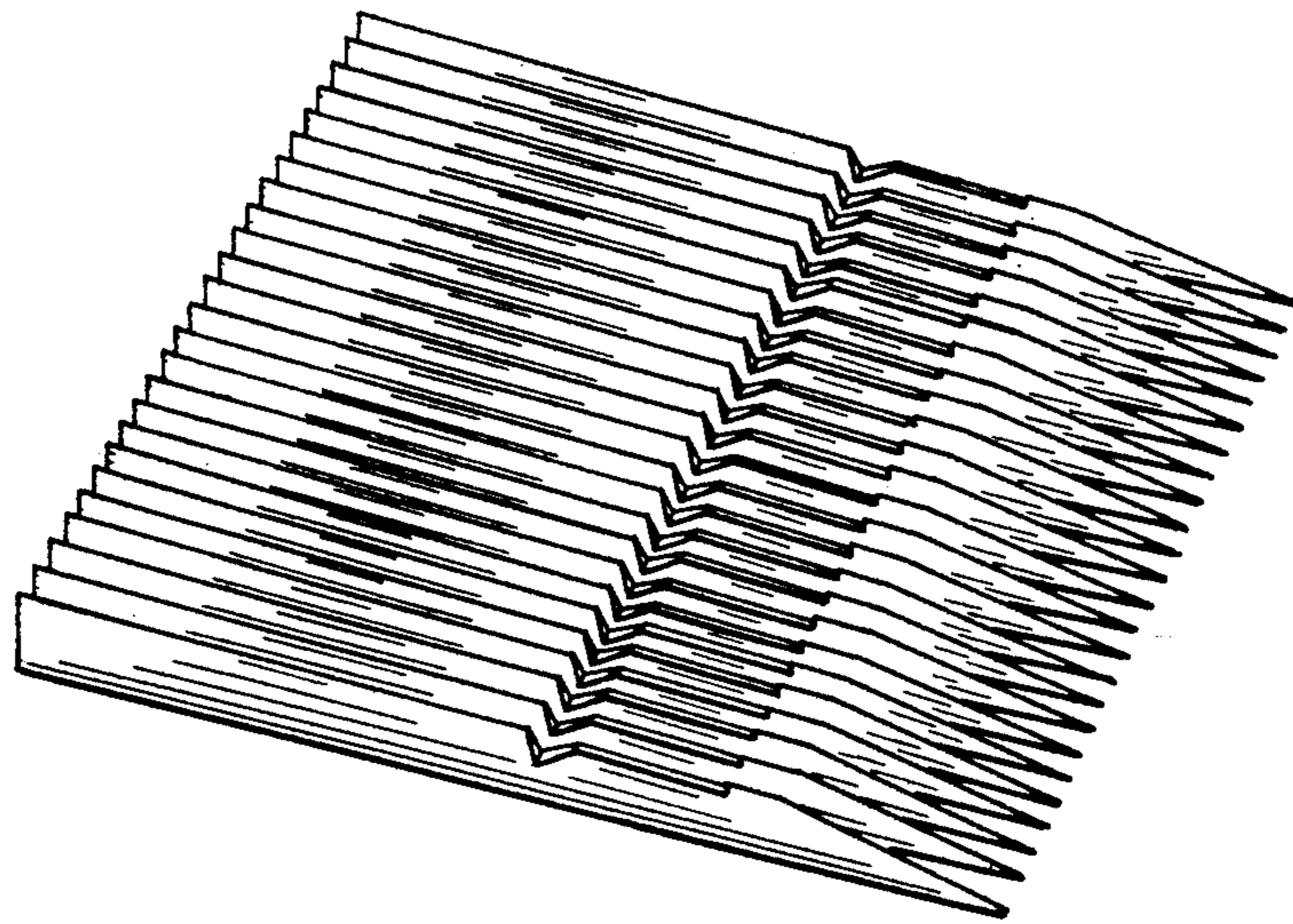
[57] CLAIM

The ornamental design for a interdental stimulator block, as shown.

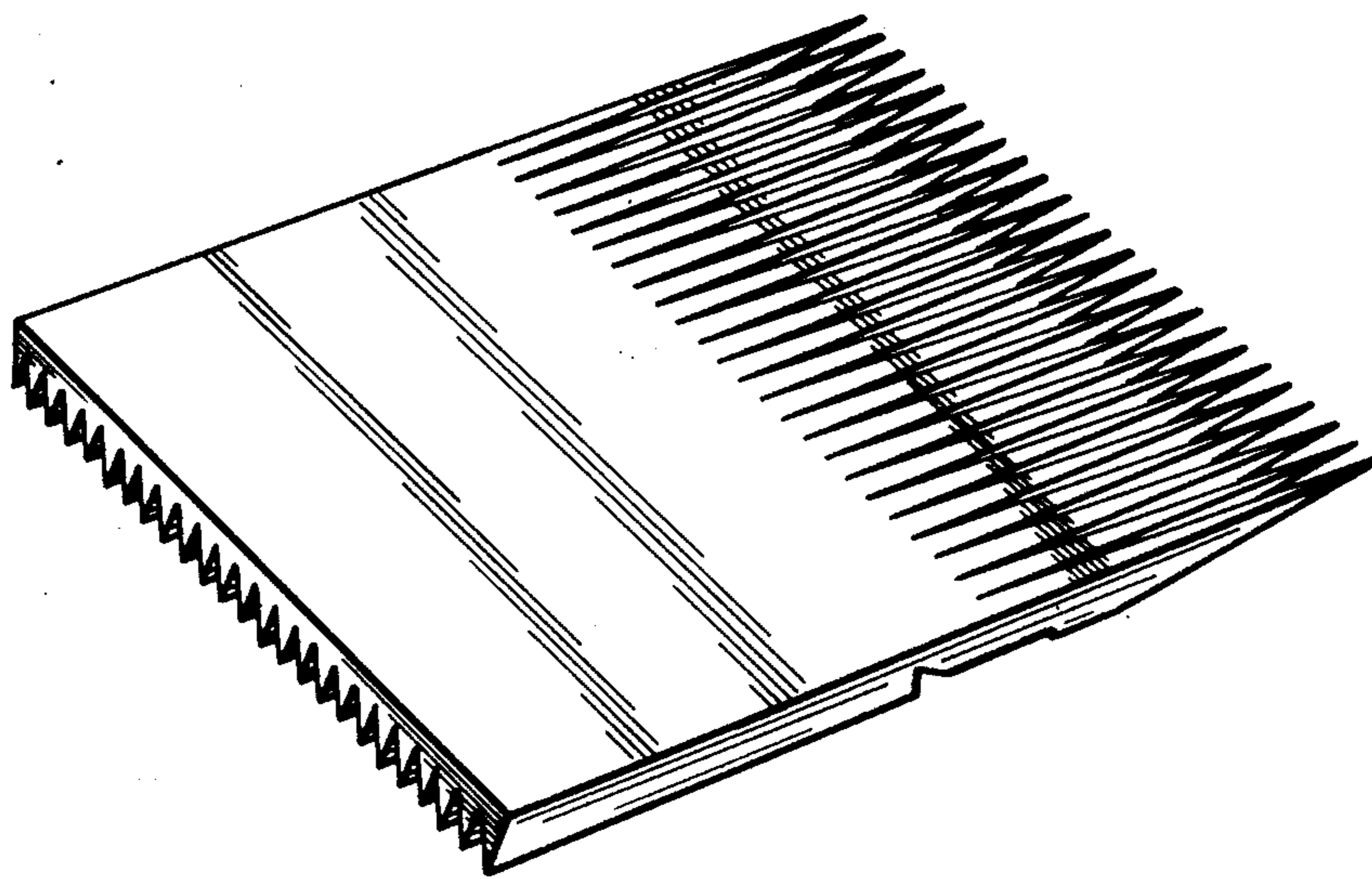
DESCRIPTION

FIG. 1 is a perspective view of a interdental stimulator block showing my new design;  
FIG. 2 is a perspective view thereof;  
FIG. 3 is a top plan view thereof;  
FIG. 4 is a right side elevational view thereof;  
FIG. 5 is an end elevational view thereof; and  
FIG. 6 is an opposite end elevational view thereof.





*FIG. 1*



*FIG. 2*



FIG. 6




FIG. 3



FIG. 4



FIG. 5