

- [54] SHOVEL BLADE
- [76] Inventor: Charles J. Insalaco, Pigeon Swamp Rd., South Windham, Conn. 06266
- [**] Term: 14 Years
- [21] Appl. No.: 738,540
- [22] Filed: Nov. 3, 1976
- [51] Int. Cl. D8-01
- [52] U.S. Cl. D8/10
- [58] Field of Search D8/10; 294/55, 56, 49, 294/54

Industrial Equipment News, Sep. 1959, p. 85, Shovels No. 2 and 3, top right side of page.

Primary Examiner—Wallace R. Burke
Assistant Examiner—James M. Gandy
Attorney, Agent, or Firm—Donald F. Bradley

[57] CLAIM

The ornamental design for a shovel blade, substantially as shown and described.

DESCRIPTION

FIG. 1 is a top plan view of a shovel blade showing my new design.

FIG. 2 is a side elevational view thereof;

FIG. 3 is a bottom plan view thereof;

FIG. 4 is a sectional view thereof taken along the line 4-4 in FIG. 1; and

FIG. 5 is a fragmentary top plan view of a shovel blade showing a second embodiment of my new design, the sole difference being in the specific shape of the blade. The characteristic feature of my design resides in the specific configuration and location of the three raised corrugations or chisel bars located vertically along the face of the shovel blade.

The broken lines in the drawing are for illustrative purposes only.

- [56] **References Cited**
- U.S. PATENT DOCUMENTS**
- 1,085,642 2/1914 Surbaugh D8/10
- 1,194,924 8/1916 Anderson 294/49
- 1,312,766 8/1919 Surbaugh D8/10
- FOREIGN PATENT DOCUMENTS**
- 234,664 6/1925 United Kingdom 294/49
- OTHER PUBLICATIONS**
- Industrial Design, May 1960, p. 99, Shovel, bottom of page.

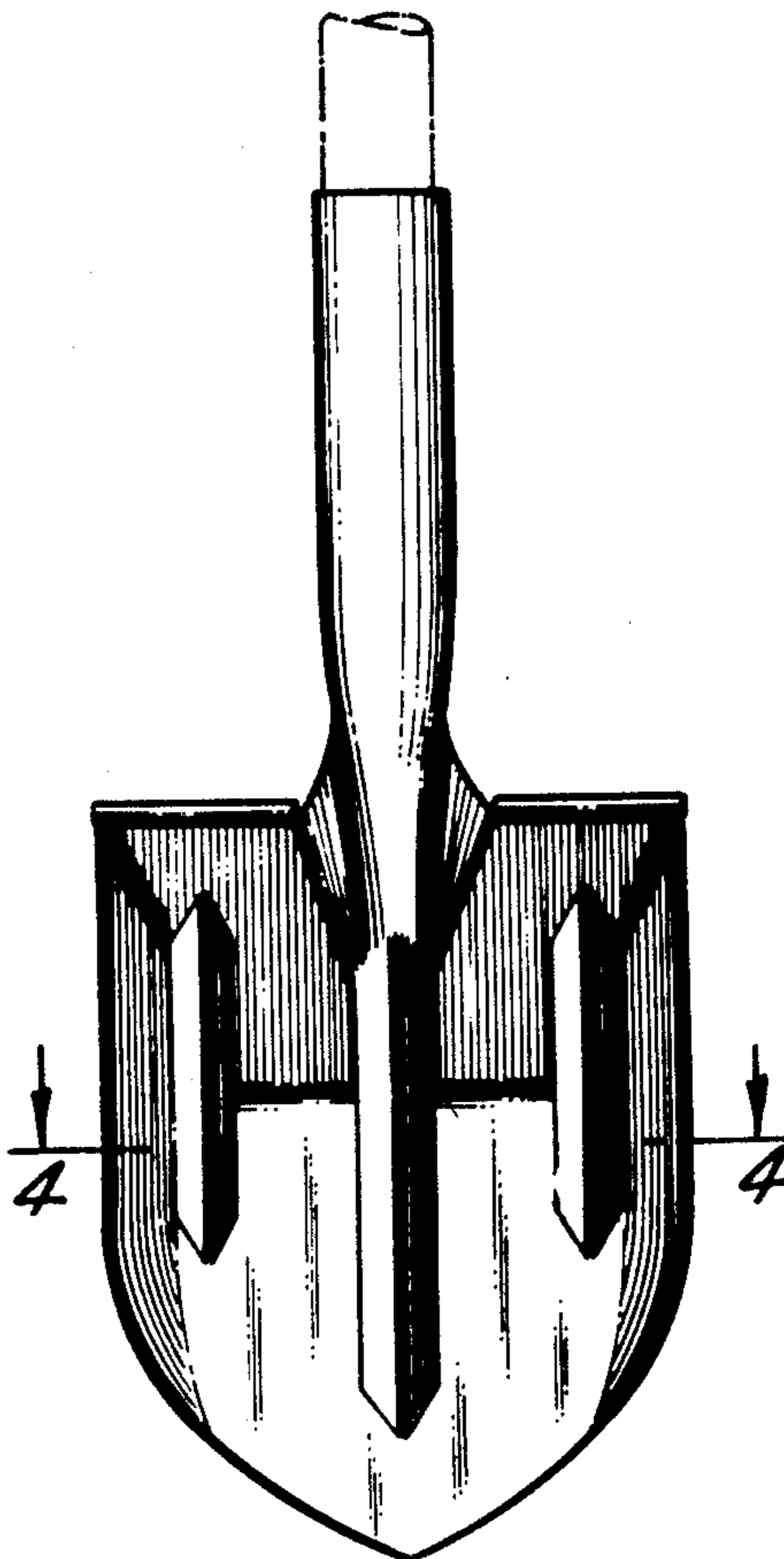


Fig. 1

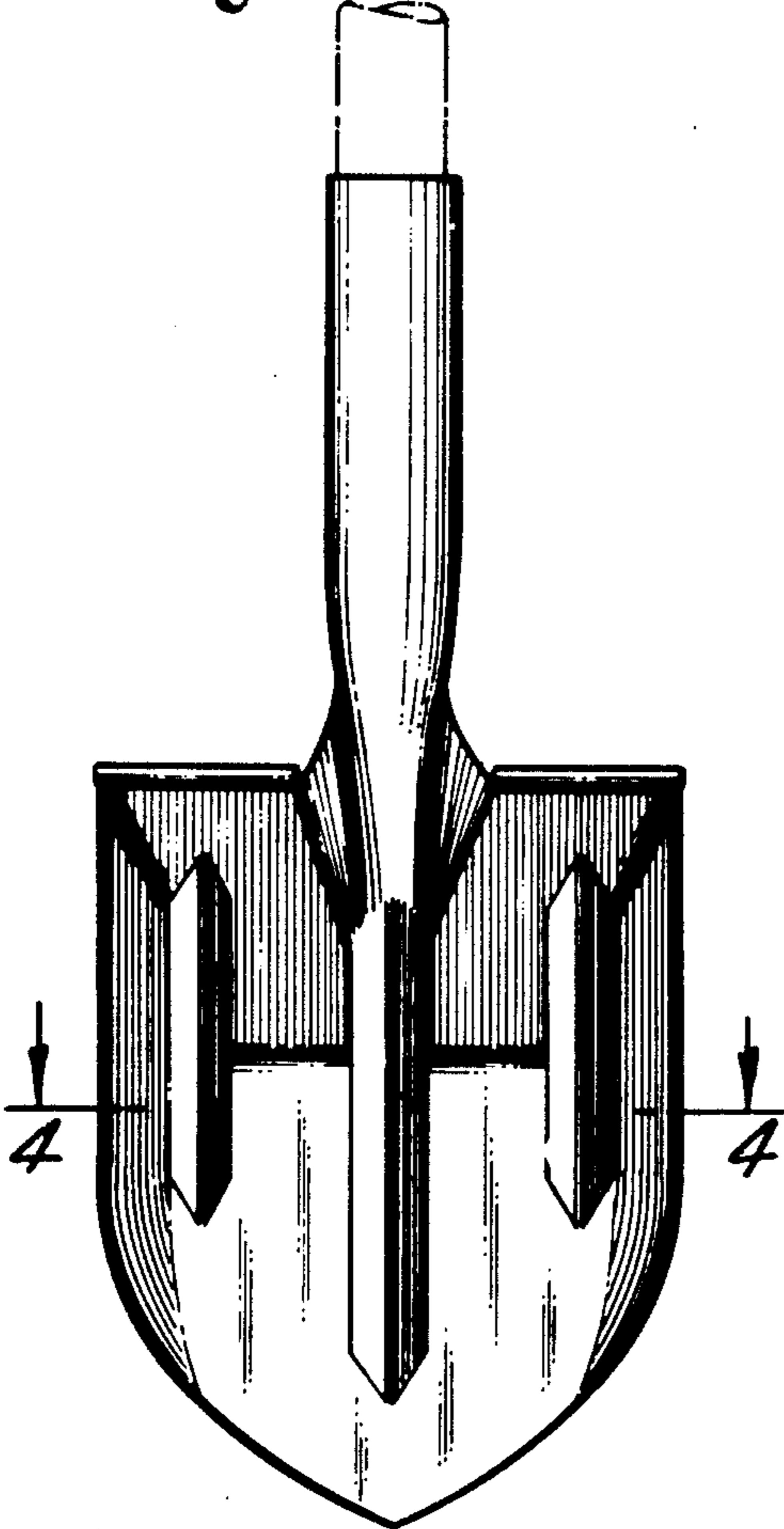


Fig. 2

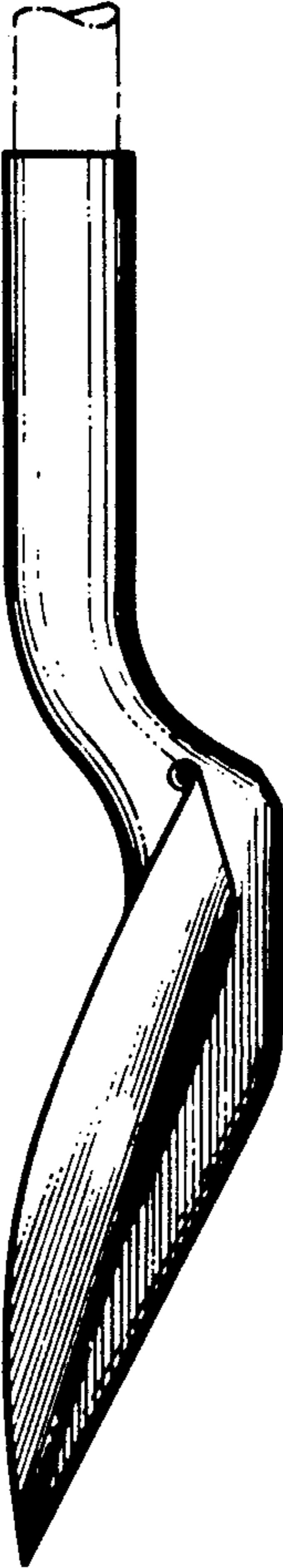


Fig. 3

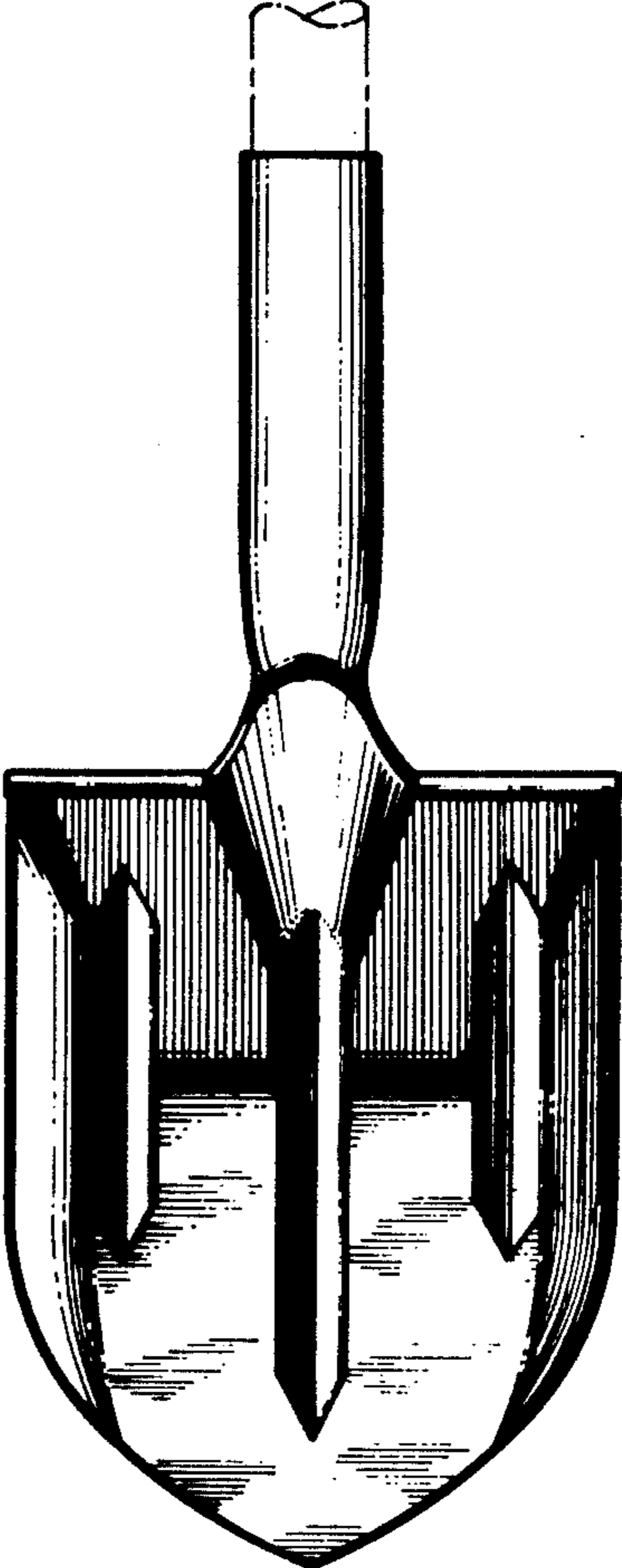


Fig. 5




Fig. 4

