

[54] COMBINED SALES AND DISPLAY UNIT FOR IRON-ON TRANSFERS OR THE LIKE

[76] Inventor: Nadine F. Gayda, 21541 Ann's La., Laguna Beach, Calif. 92651

[**] Term: 7 Years

[21] Appl. No.: 730,373

[22] Filed: Oct. 7, 1976

[51] Int. Cl. D20-02; D6-04

[52] U.S. Cl. D6/172; D6/175; D6/181

[58] Field of Search D6/85, 143-144, D6/146, 157-158, 164, 166-169, 172, 174, 181, 184, 186-189; 211/126, 128, 129, 134, 135; 108/59; 312/114; D12/21, 22, 27

[56] References Cited

U.S. PATENT DOCUMENTS

| | | | |
|------------|---------|-----------------|--------|
| D. 232,166 | 7/1974 | Salsgiver | D12/27 |
| D. 233,970 | 12/1974 | Hodges | D6/166 |
| D. 234,389 | 2/1975 | Hodges | D6/164 |
| D. 239,892 | 5/1976 | Eisen | D6/164 |

OTHER PUBLICATIONS

J. C. Penney Cat., F/W 1971, p. 1049, Shelf and Cabinet Combination (center of page).

Barzilay Brochure, p. 2, unit 215.

Visual Merchandising, 1/1974, p. 57, Display Etagere.

Primary Examiner—Wallace R. Burke

Assistant Examiner—B. J. Bullock

Attorney, Agent, or Firm—Harvey C. Nienow

[57] CLAIM

The ornamental design for a combined sales and display unit for iron-on transfers or the like, as described and shown.

DESCRIPTION

FIG. 1 is a front elevational view of a combined sales and display unit for iron-on transfers or the like showing my new design;


FIG. 2 is a side elevational view thereof;

FIG. 3 is a rear elevational view thereof;

FIG. 4 is a top plan view thereof;

FIG. 5 is a bottom plan view thereof;

FIG. 6 is a reduced perspective view thereof.



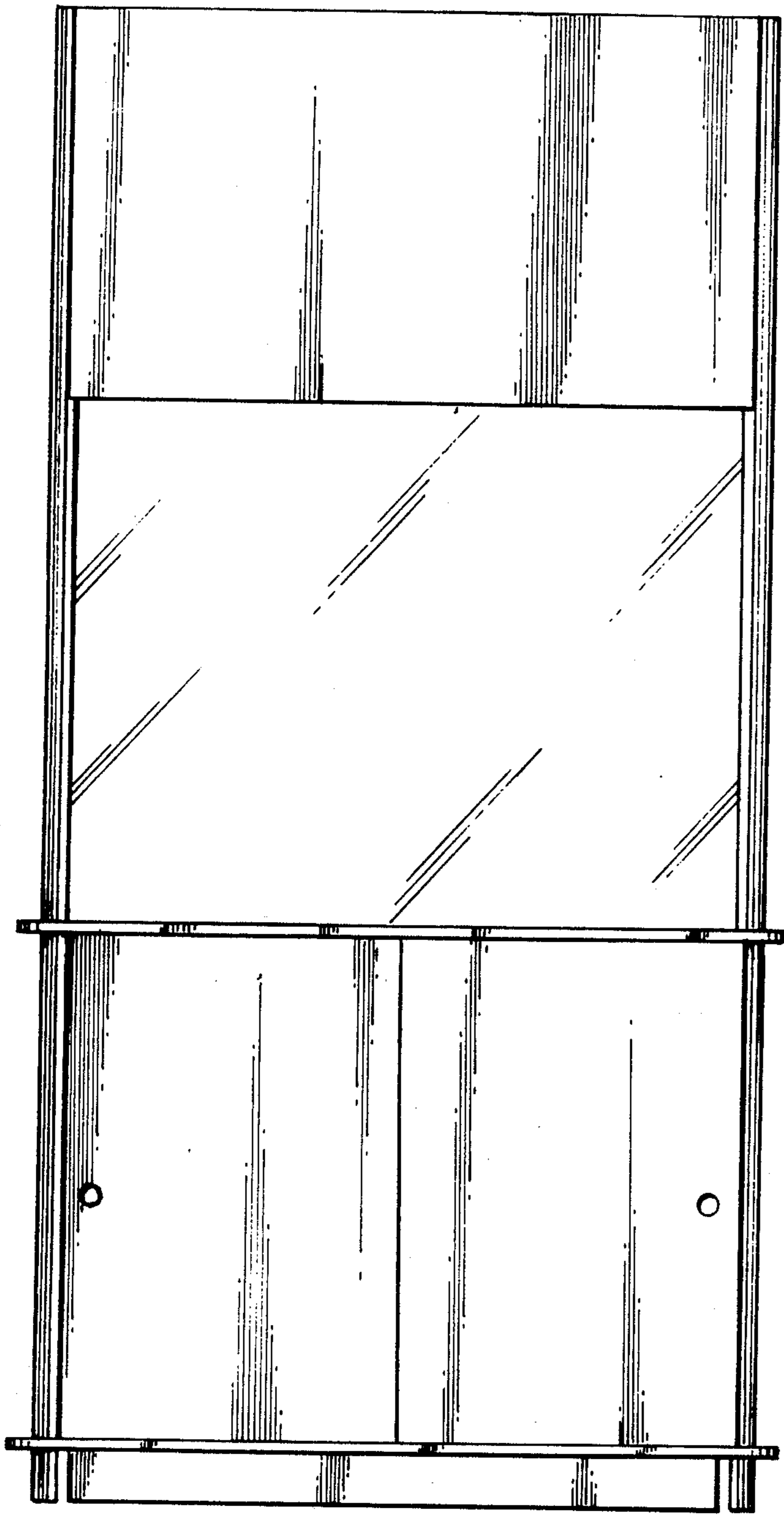


FIG. 1

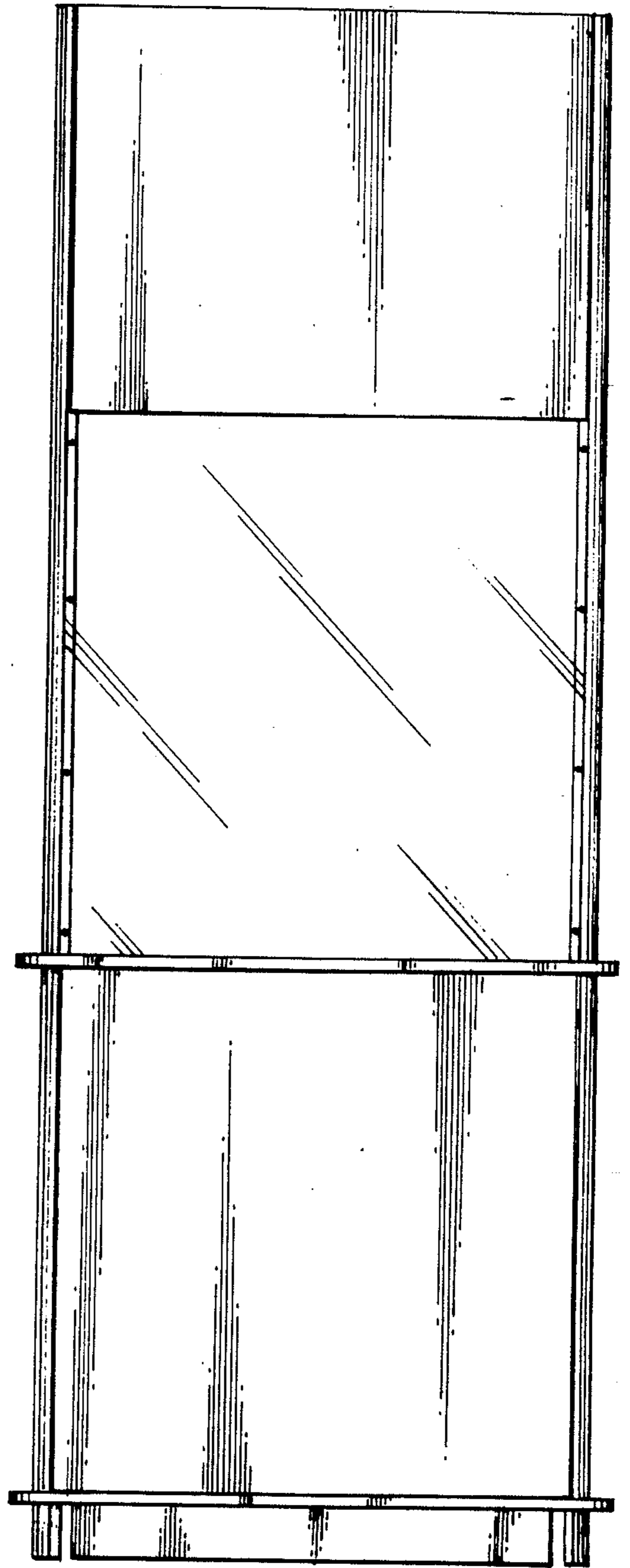


FIG. 2




FIG. 6

FIG. 3

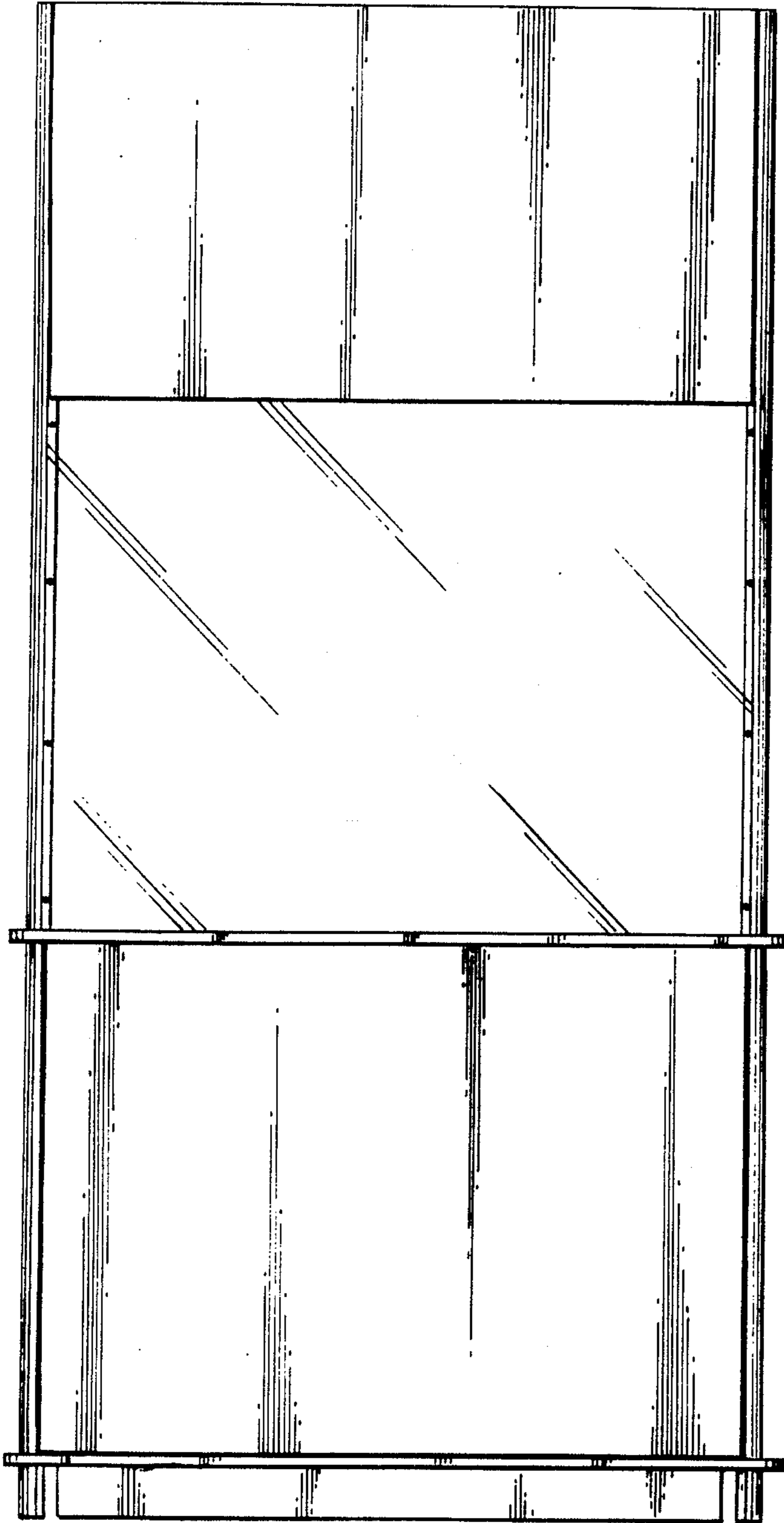


FIG. 4

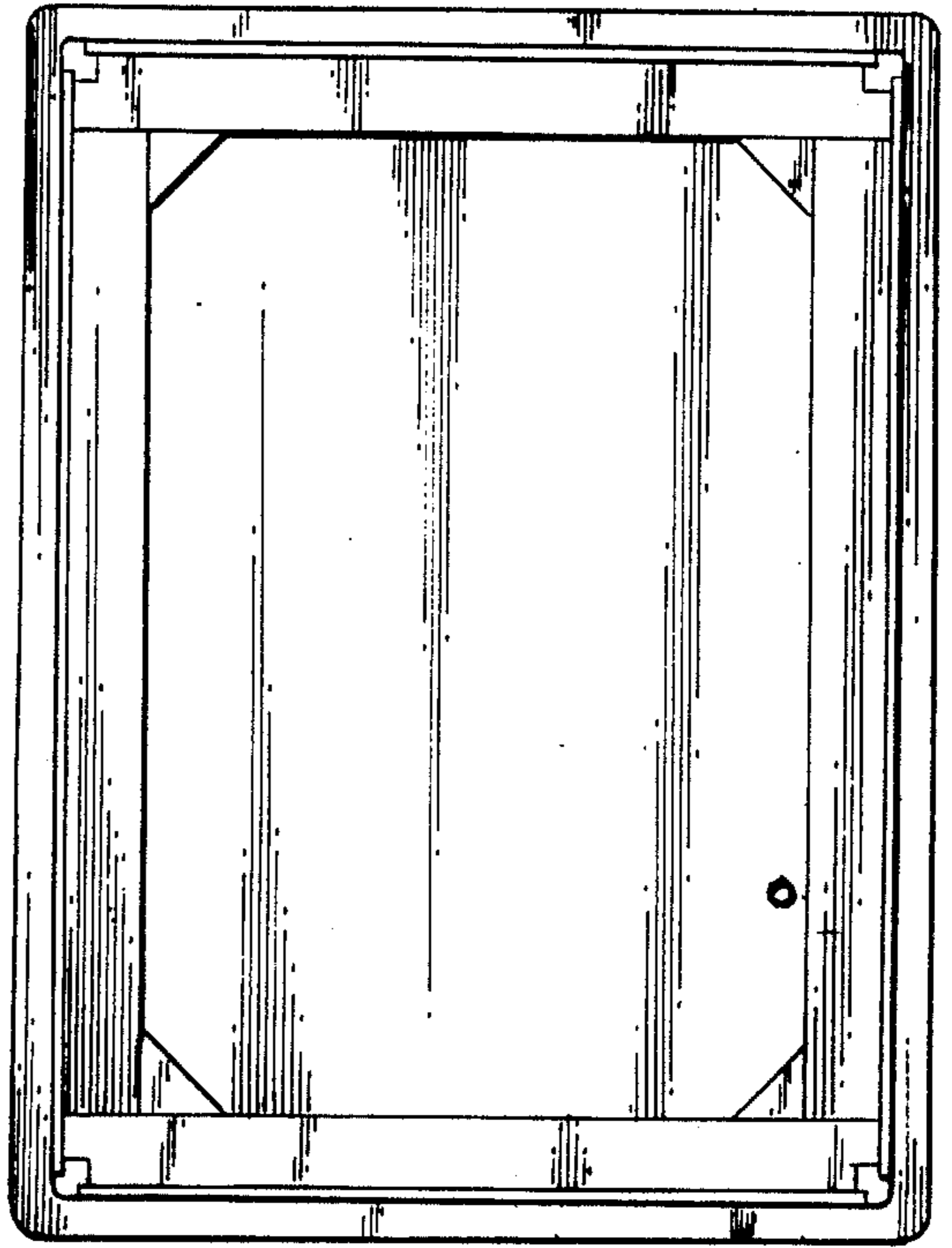


FIG. 5

