

[54] ELECTRONIC CALCULATING MACHINE

[75] Inventors: Masaki Nishino; Yoshihisa Ohie,
both of Osaka, Japan

[73] Assignee: Sharp Kabushiki Kaisha, Osaka,
Japan

[**] Term: 14 Years

[21] Appl. No.: 804,457

[22] Filed: Jun. 7, 1977

[30] Foreign Application Priority Data

Dec. 8, 1976 [JP] Japan 51-47981

[51] Int. Cl. D18-01

[52] U.S. Cl. D64/11 B

[58] Field of Search D64/11 B, 11 R, 11 C;
D14/40, 42, 43, 45; 235/1 D, 145 R

[56] References Cited

PUBLICATIONS

Office Products, Sep. 1975, p. 134, Pencil Box.

Office Products, Sep. 1975, p. 170, Folding Pocket Calculator.

Primary Examiner—Susan J. Lucas

Attorney, Agent, or Firm—Paul D. Flehr

[57] CLAIM

The ornamental design for an electronic calculating machine, as shown and described.

DESCRIPTION

FIG. 1 is a perspective view of the electronic calculating machine showing our new design;

FIG. 2 is a perspective view thereof in the operating state;

FIG. 3 is a front elevational view thereof on an enlarged scale;

FIG. 4 is a rear elevational view thereof on an enlarged scale;

FIG. 5 is a bottom view thereof on an enlarged scale;

FIG. 6 is a plan view thereof on an enlarged scale;

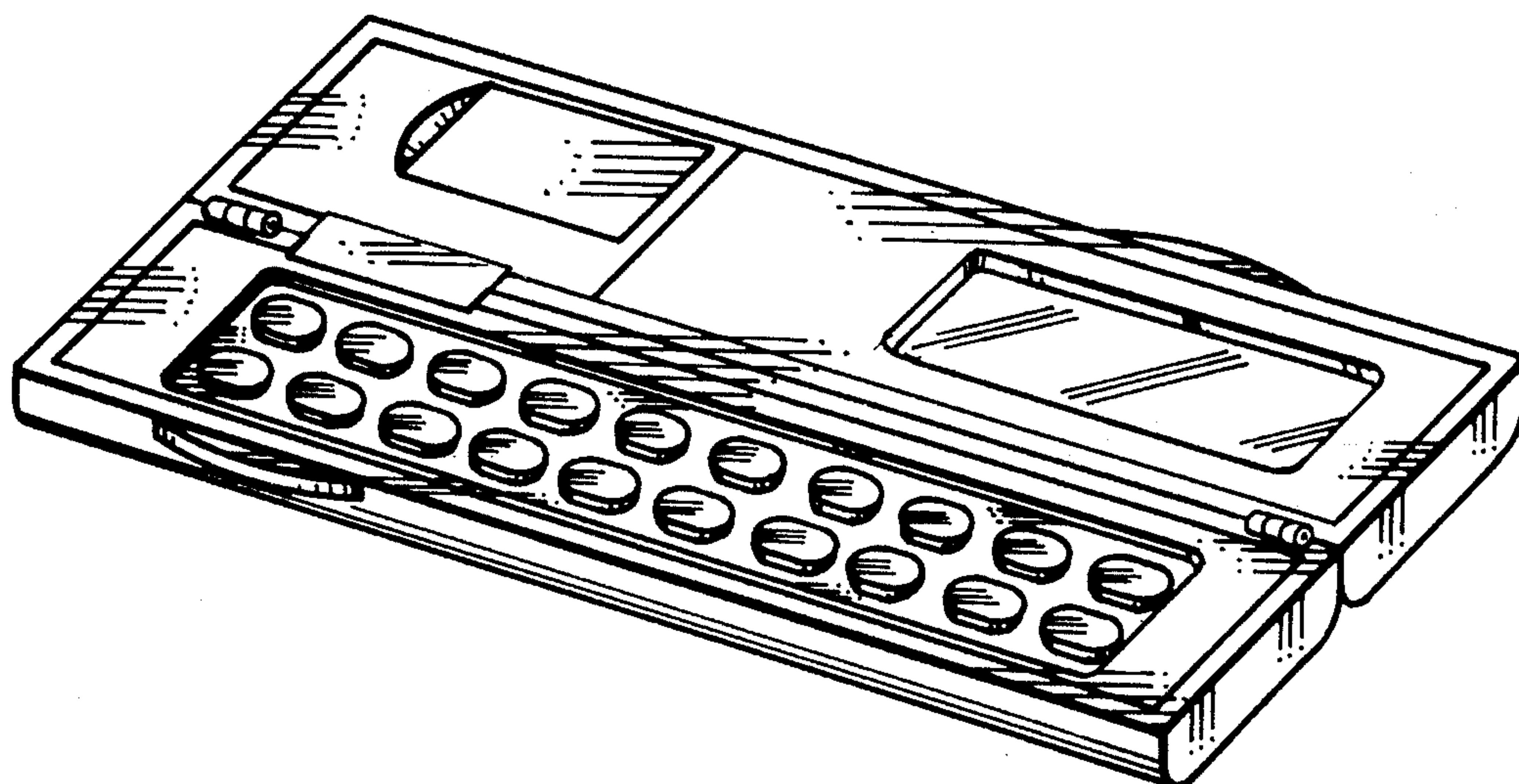
FIG. 7 is a right side elevational view thereof on an enlarged scale;

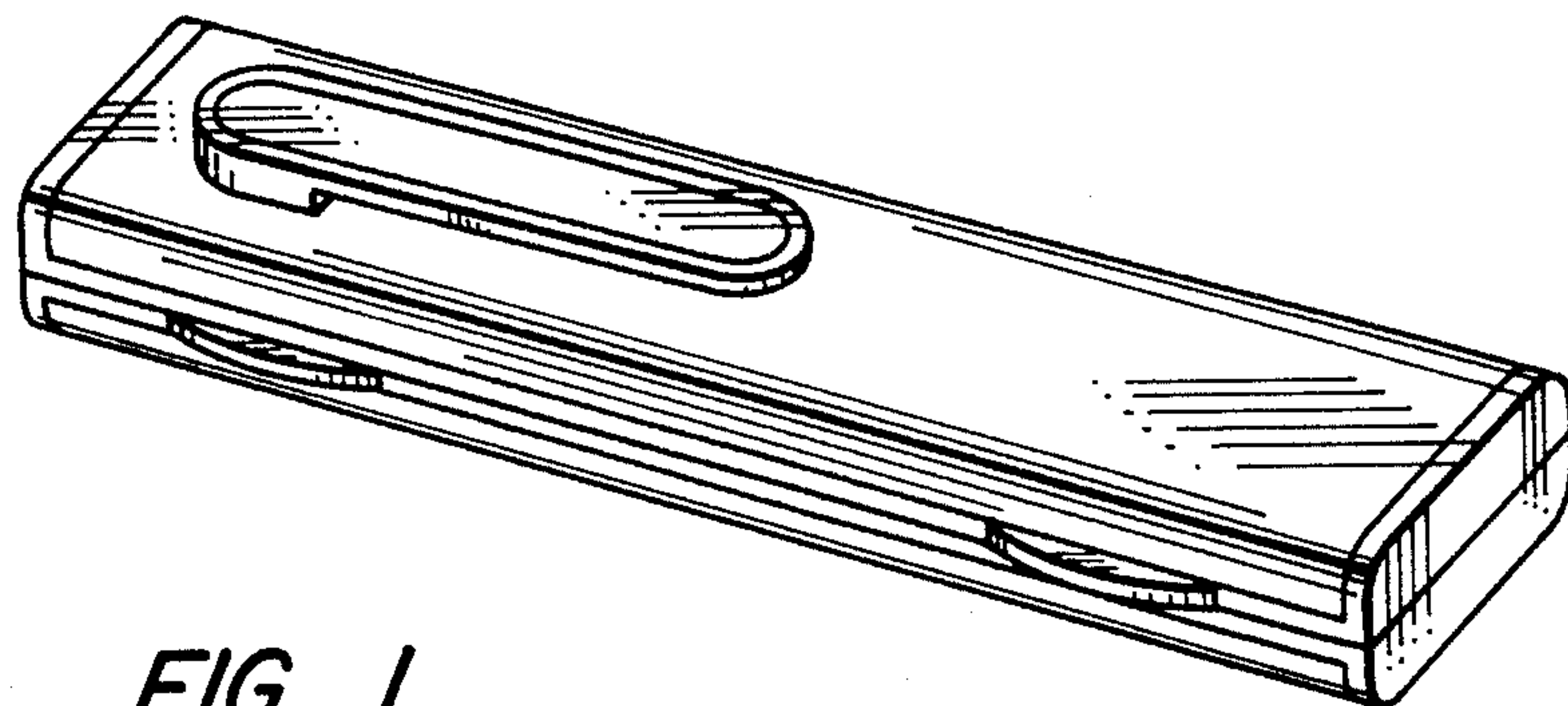
FIG. 8 is a left side elevational view thereof on an enlarged scale;

FIG. 9 is a front elevational view thereof on an enlarged scale in the operating state;


FIG. 10 is a plan view thereof on an enlarged scale in the operating state; and

FIG. 11 is a right side elevational view thereof on an enlarged scale in the operating state.







FIG_1




FIG_2



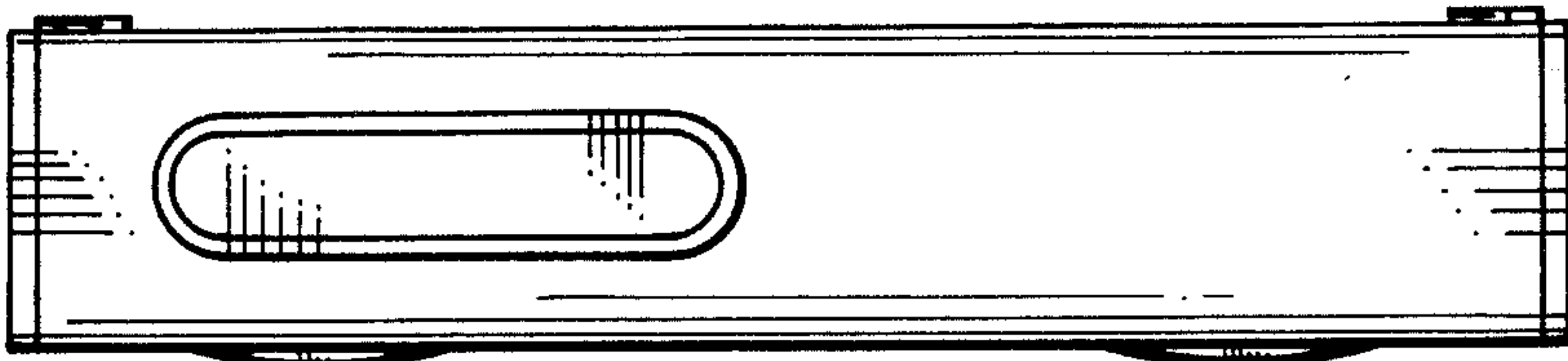
FIG_3



FIG_4



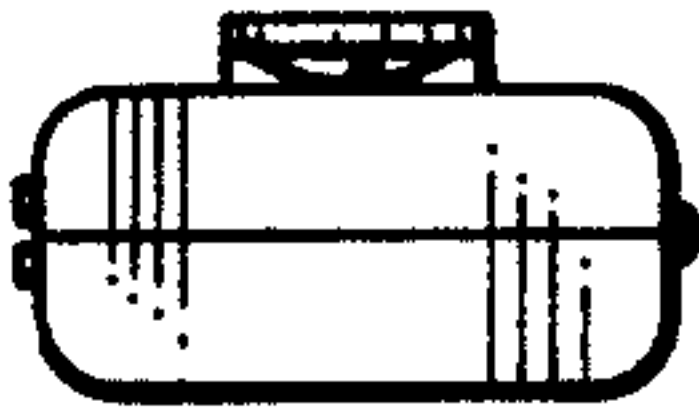
FIG_5



FIG_6



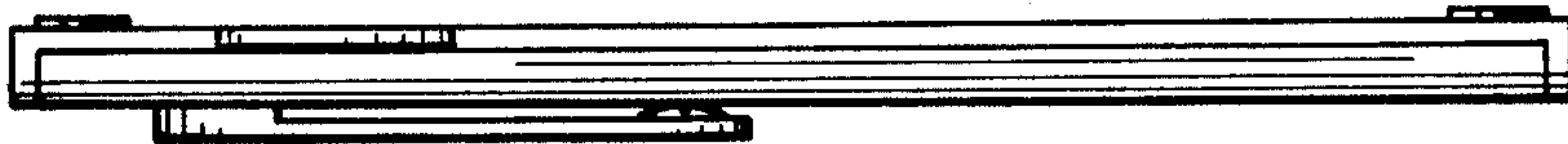
FIG_8




FIG_7



FIG_11



FIG_9



FIG_10