

[54] STORAGE JAR OR SIMILAR ARTICLE

- [75] Inventor: Peter A. Gobleck, Jr., Lancaster, Ohio
- [73] Assignee: Anchor Hocking Corporation, Lancaster, Ohio
- [\*\*] Term: 14 Years
- [21] Appl. No.: 778,450
- [22] Filed: Mar. 17, 1977

Related U.S. Application Data

- [62] Division of Ser. No. 659,966, Feb. 20, 1976.
- [51] Int. Cl. .... D7—07
- [52] U.S. Cl. .... D7/79; D7/12; D7/17; D9/164
- [58] Field of Search .... D9/118, 164, 162; D7/131, 40, 17, 18, 3, 97, 79, 80, 81, 12, 22, 16, 28, 76, 77, 78

[56] References Cited  
U.S. PATENT DOCUMENTS

D. 35,067	9/1901	Lorenz	D9/162
D. 61,047	6/1922	Mace	D9/164
D. 235,185	5/1975	Achenbach	D7/3 X
D. 235,187	5/1975	Achenbach	D7/131
D. 236,573	9/1975	Rothstein	D7/12 X
D. 236,574	9/1975	Rothstein	D7/97 X
D. 237,855	12/1975	Achenbach	D7/17 X
D. 242,835	12/1976	Loscalzo	D7/17 X
D. 243,065	1/1977	Picker	D9/164

OTHER PUBLICATIONS

Anchor Hocking 67 Catalog, p. 43, "Tropicale" Decorated Tumblers #3178 + #3172/6626, bottom left.  
Libbey Pacesetter Cat. for 1973, p. 40, "Bouquet" Canisters at top #30593.  
Libbey Premier Cat. for 1973, p. 20, "Gay 90's" #30558 Tumblers at top.

Primary Examiner—Winifred E. Herrmann  
Attorney, Agent, or Firm—Joseph J. Previto

[57] CLAIM

The ornamental design for a storage jar or similar article, substantially as shown and described.

DESCRIPTION

FIG. 1 is a front elevational view of a storage jar showing my new design;  
FIG. 2 is an exploded rear elevational view thereof;  
FIG. 3 is a top plan view thereof;  
FIG. 4 is a fragmentary developed plan view of the surface decoration shown in FIG. 1;  
FIG. 5 is a front elevational view of a storage jar showing my new design in a different size and proportion to that shown in FIG. 1;  
FIG. 6 is a fragmentary developed plan view of the surface decoration shown in FIG. 5;  
FIG. 7 is a front elevational view of a storage jar showing my new design in a still different size and proportion to that shown in FIG. 1; and  
FIG. 8 is a fragmentary developed plan view on an enlarged scale of the surface decoration shown in FIG. 7.

The bottom of the storage jars shown in FIGS. 1, 2, 5 and 7 is flat and unornamented.

The rear view configuration of the storage jars shown in FIGS. 5 and 7 is similar to that shown in FIGS. 5 and 7 with the surface decorations being spaced apart in a manner similar to that shown in FIG. 2.




Fig. 2.




Fig. 1.






Fig. 3.

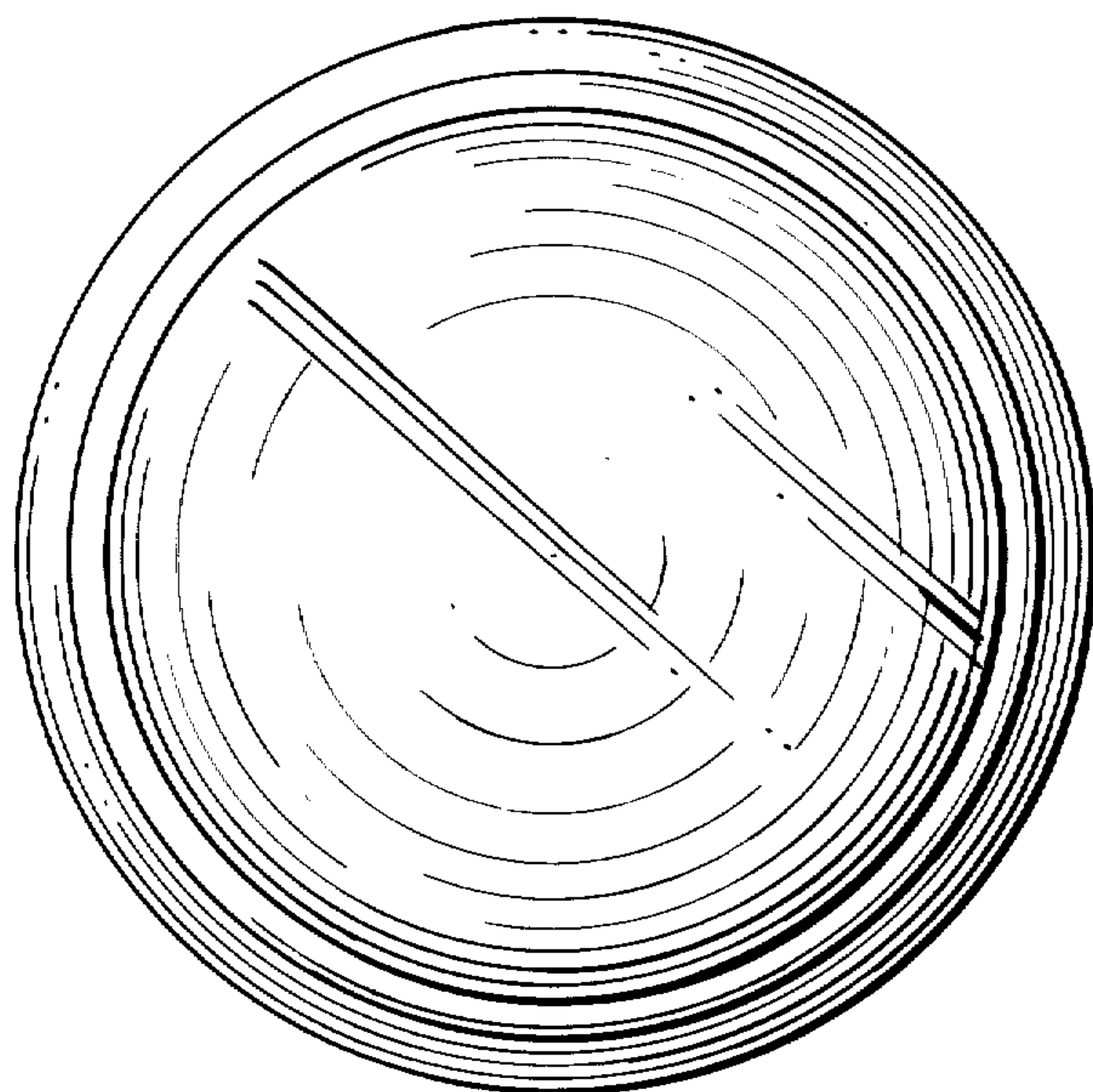


Fig. 4.






Fig. 5.




Fig. 6.





Fig. 7.



Fig. 8.