

[54] **CHAIR**

[75] **Inventor:** Ernesto Radaelli, Varese, Italy

[73] **Assignee:** Fratelli Saporiti

[\*\*] **Term:** 14 Years

[21] **Appl. No.:** 735,971

[22] **Filed:** Oct. 27, 1976

**Related U.S. Application Data**

[62] Division of Ser. No. 559,446, Mar. 18, 1975.

[30] **Foreign Application Priority Data**

Sep. 19, 1974 [IT] Italy ..... 60917/74[U]

[51] **Int. Cl.** ..... D6—01

[52] **U.S. Cl.** ..... D6/66; D6/75

[58] **Field of Search** ..... D6/20, 26, 29, 30, 31,  
D6/65, 67, 47, 56, 69, 70, 73, 75, 77

[56] **References Cited**

**U.S. PATENT DOCUMENTS**

D. 207,777	5/1967	Jakobsen .....	D6/75 X
D. 227,956	7/1973	Sundberg et al. ....	D6/75 X
D. 233,715	11/1974	Fantoni .....	D6/66
D. 237,847	12/1975	Sklaroff .....	D6/69

**OTHER PUBLICATIONS**

Industrial Design, Jun. 1971, p. 34, chair in panel 18 bottom center.

*Primary Examiner*—Bruce W. Dunkins  
*Attorney, Agent, or Firm*—William D. Denson

[57] **CLAIM**

The ornamental design for a chair, substantially as shown.

**DESCRIPTION**

FIG. 1 is a perspective view looking from the front of a chair embodying the present design;  
FIG. 2 is a perspective view looking from the side of said chair;  
FIG. 3 is a perspective view looking from the rear of said chair; and  
FIG. 4 is a top plan view of said chair.

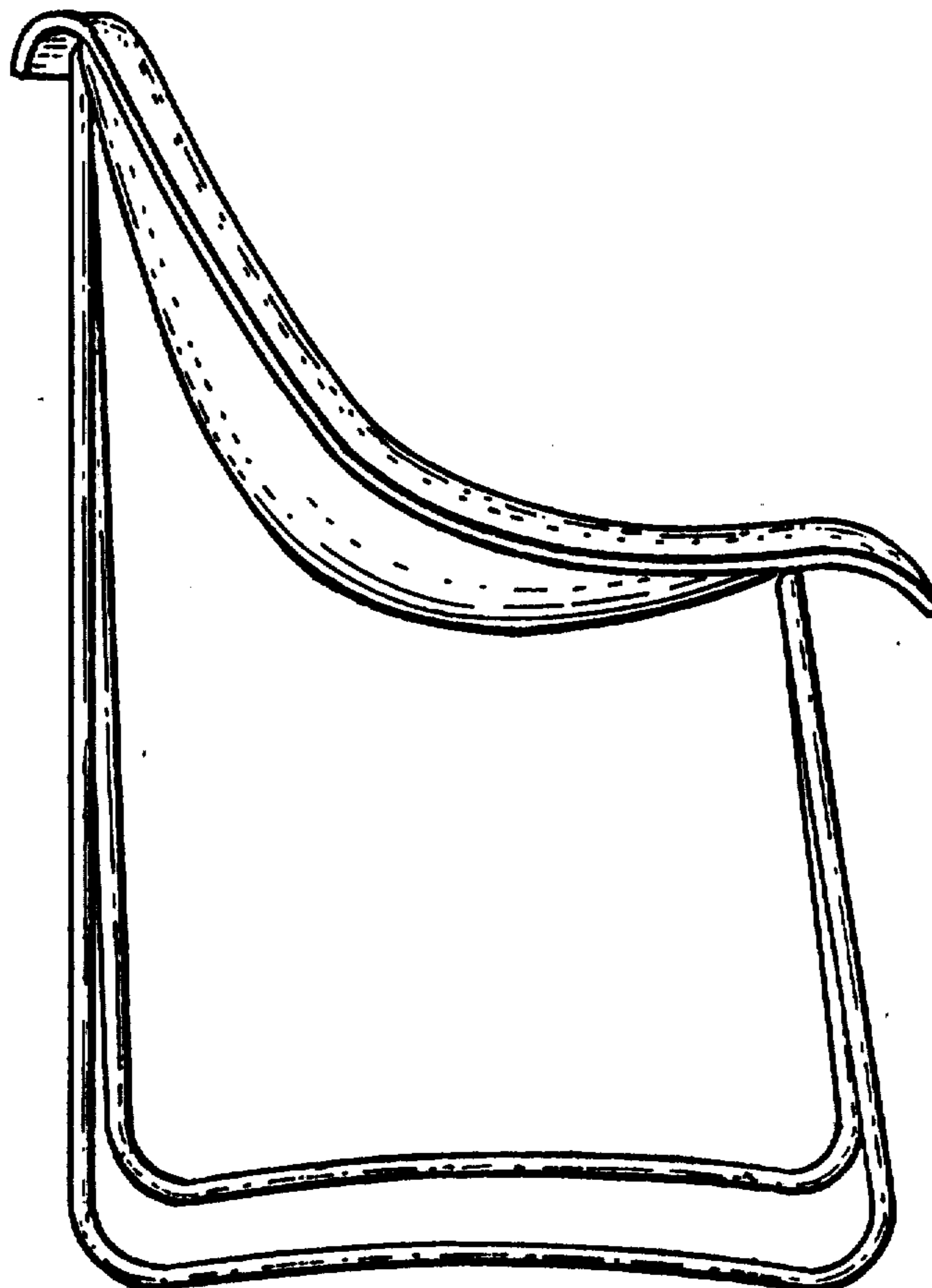


FIG. 1.




FIG. 2.

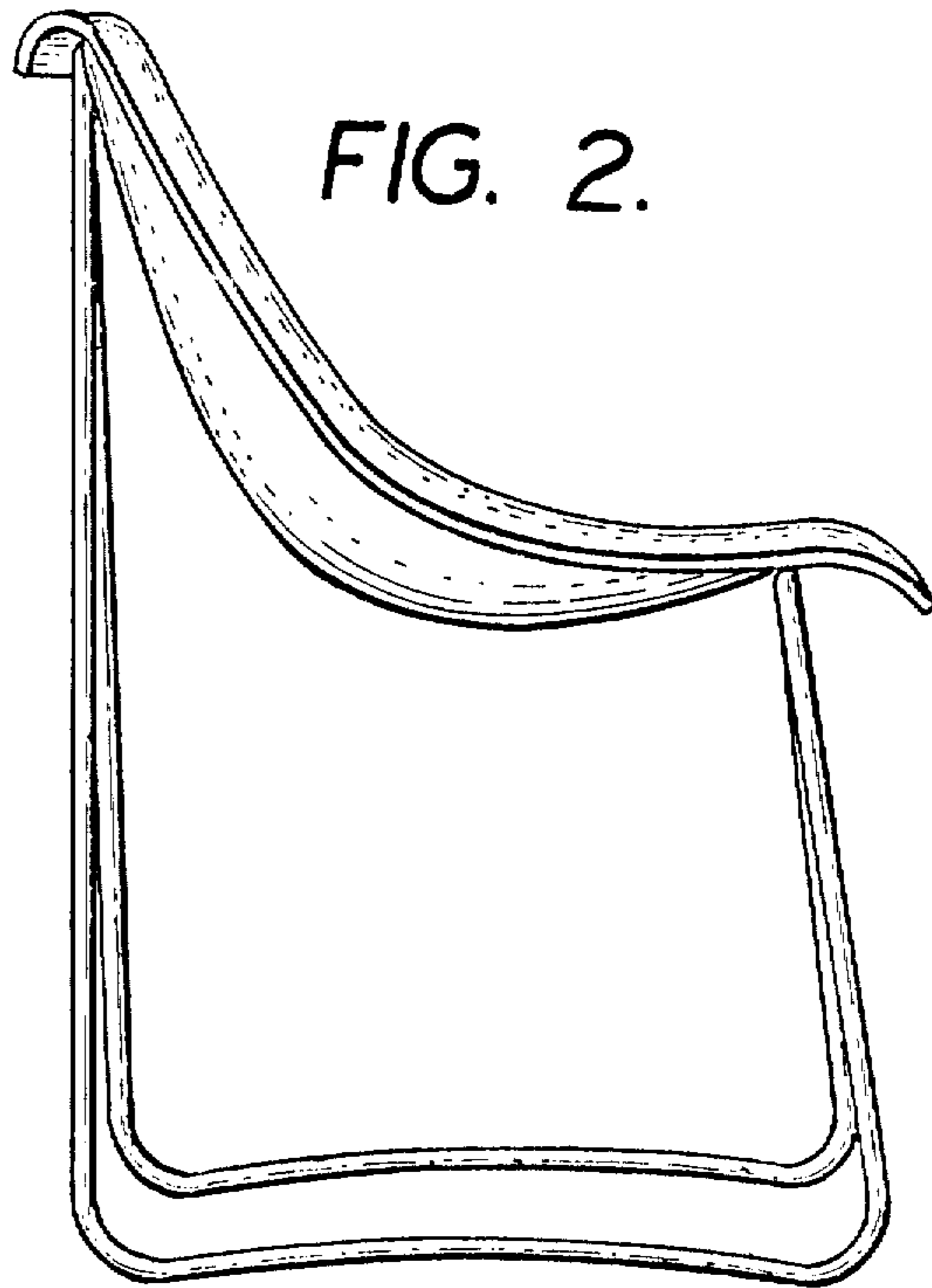


FIG. 3.

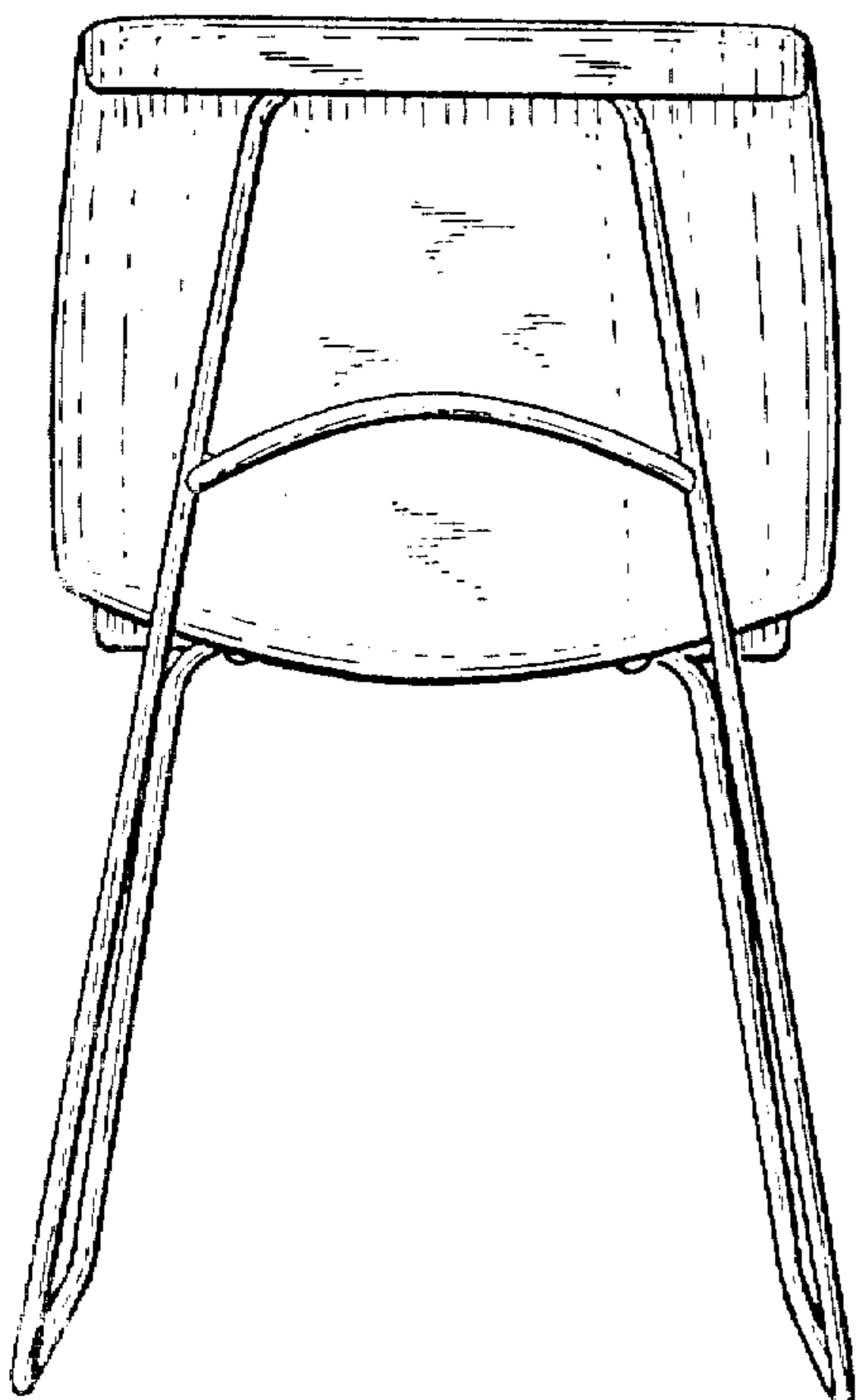


FIG. 4.

