

[54] **COMBINED TEMPLATE AND FRAME**

[76] Inventor: **Age Stein, 6609 224th Southwest, Mountlake Terrace, Wash. 98043**

[\*\*] Term: **14 Years**

[21] Appl. No.: **755,958**

[22] Filed: **Jan. 3, 1977**

[51] Int. Cl. .... **D19-08**

[52] U.S. Cl. .... **D19/39; D10/61**

[58] Field of Search ..... **D19/35, 39, 40, 59; D10/64, 61; 33/174 B, 174 G; 35/22 A, 26-28**

[56] **References Cited**

**U.S. PATENT DOCUMENTS**

D. 204,017	3/1966	Goldman	.....	D10/64
3,423,836	1/1969	Barron	.....	33/174 B
3,500,550	3/1970	Mihai	.....	33/174 B

3,568,327	3/1971	Furuoka	.....	33/174 B
3,699,660	10/1972	Siegel	.....	33/174 B

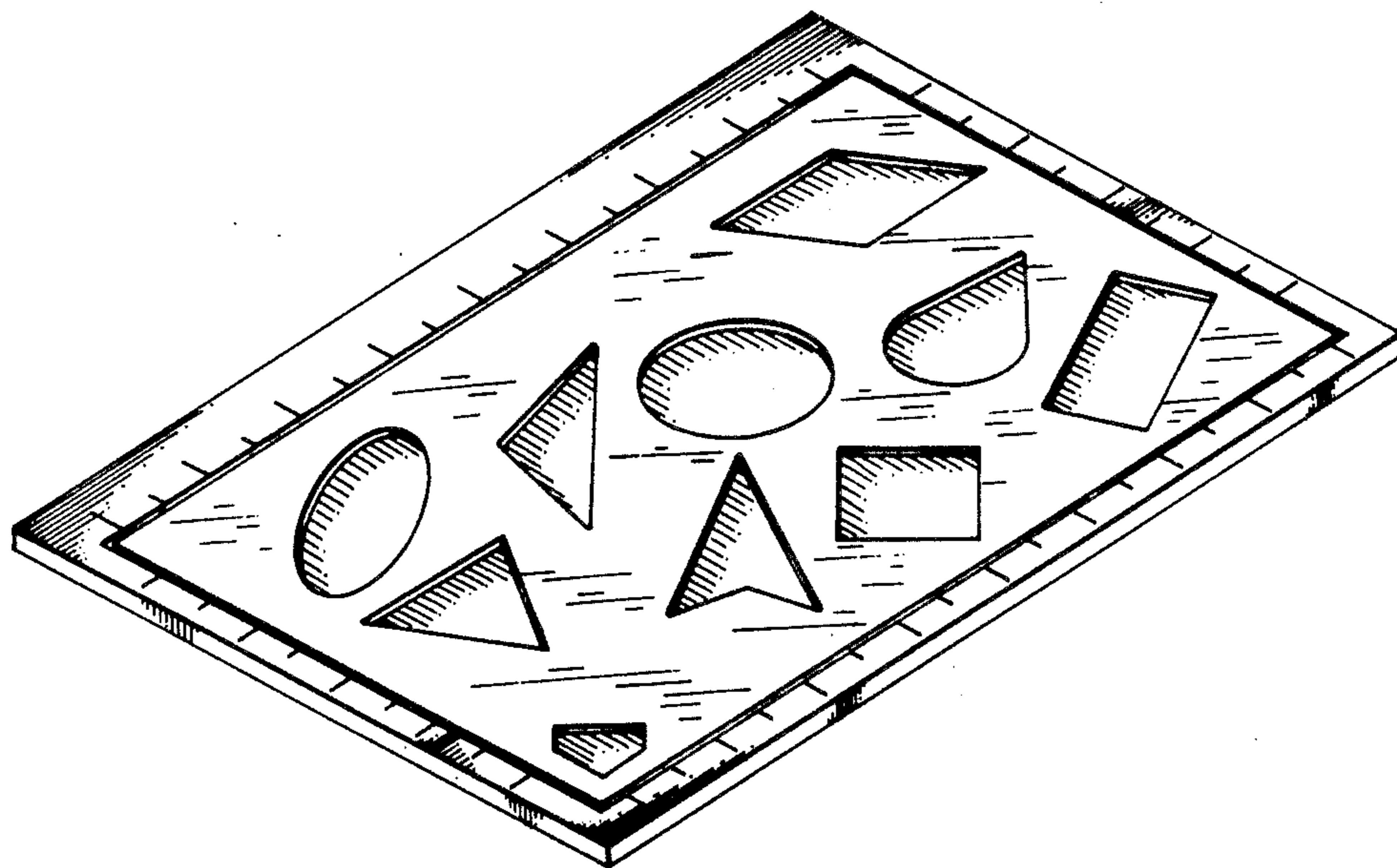
*Primary Examiner*—Joel Stearman  
*Assistant Examiner*—George P. Word  
*Attorney, Agent, or Firm*—Robert W. Beach

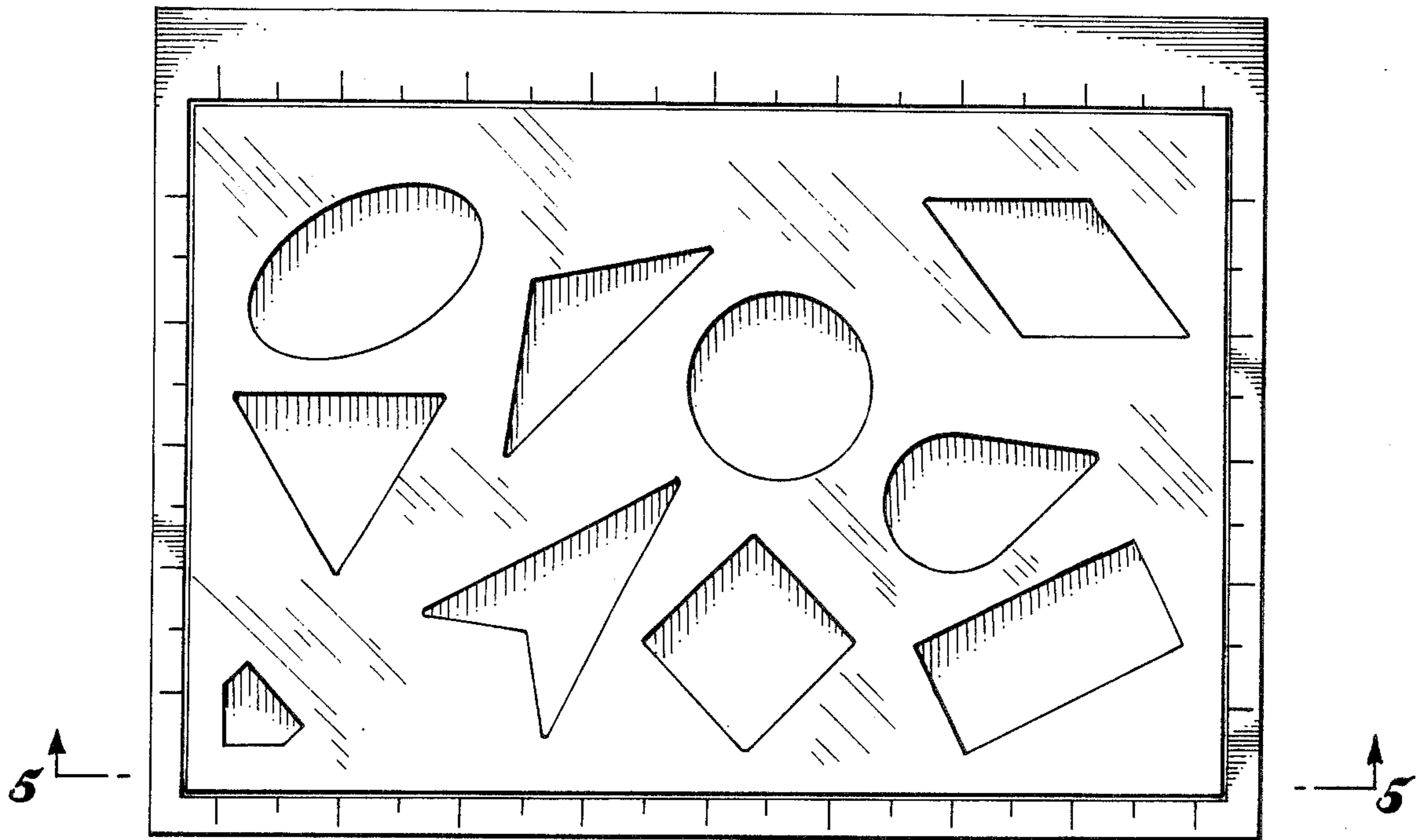
[57] **CLAIM**

The ornamental design for a combined template and frame, substantially as shown and described.

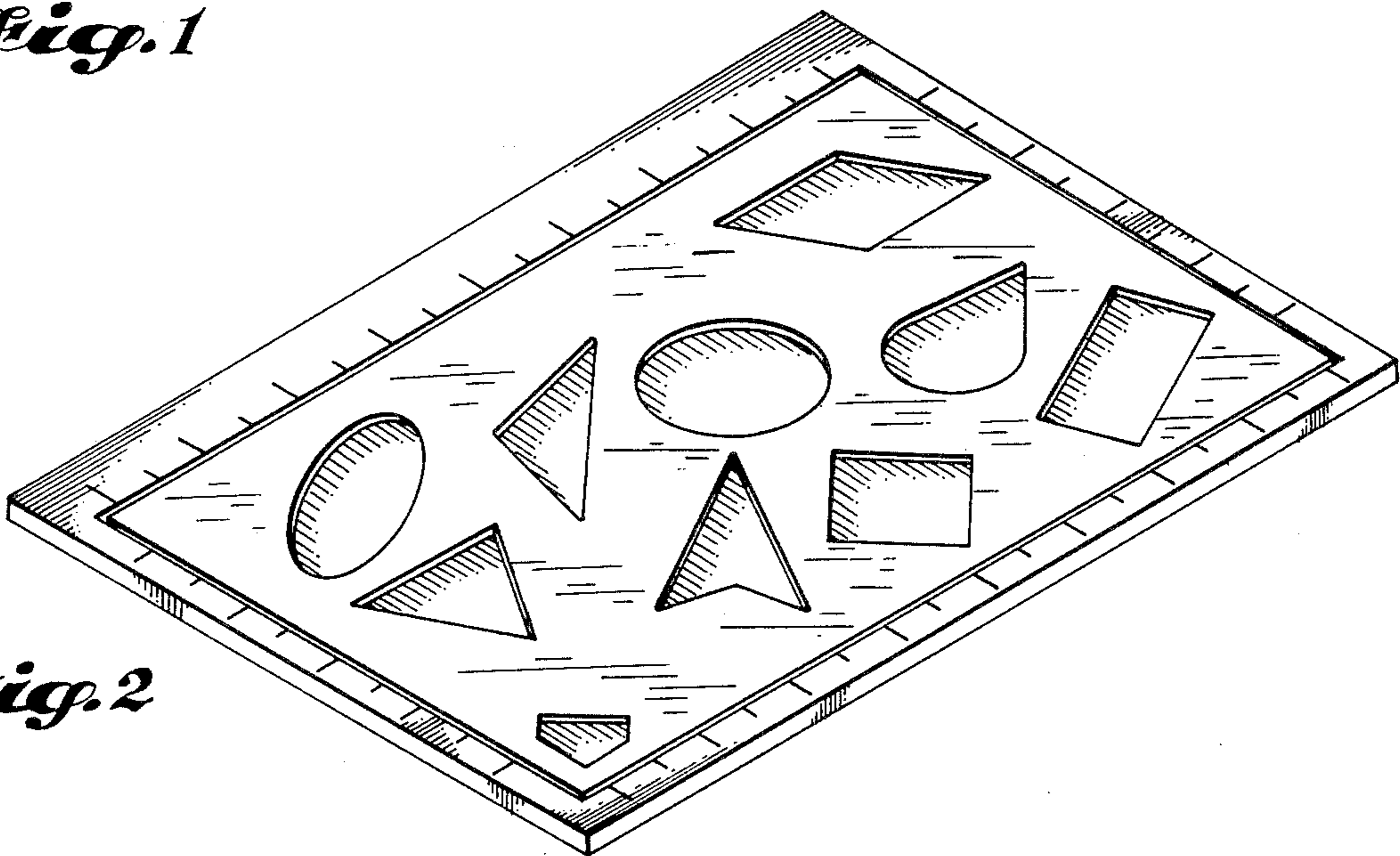
**DESCRIPTION**

FIG. 1 is a top plan view of a combined template and frame, showing my new design, the bottom surface being plain and unornamented;  
FIG. 2 is a top perspective view thereof;  
FIG. 3 is a side elevational view thereof;  
FIG. 4 is an end elevational view;  
FIG. 5 is a cross-sectional view thereof taken along line 5-5 of FIG. 1.






*Fig. 1*



*Fig. 2*



*Fig. 3*



*Fig. 4*



*Fig. 5*