

[54] MIRROR REFLEX CAMERA

[75] Inventors: Bodo Mielke, Wolfenbüttel; Dieter Mankau; Friedrich Papke, both of Brunswick, all of Germany

[73] Assignee: Rollei-Werke Franke & Heidecke, Brunswick, Germany

[\*\*] Term: 14 Years

[21] Appl. No.: 721,331

[22] Filed: Sep. 8, 1976

[30] Foreign Application Priority Data

Aug. 30, 1976 [DE] Fed. Rep. of Germany ..... MR1101

[51] Int. Cl. .... D16-01

[52] U.S. Cl. .... D16/01; D16/06

[58] Field of Search ..... D16/1-10, D16/38; 354/152-158, 162, 170-173, 174, 202, 288

[56] References Cited

U.S. PATENT DOCUMENTS

D. 189,381 11/1960 Macomber ..... D16/3  
D. 236,753 9/1975 Prochnow et al. .... D16/1

D. 240,766 7/1976 Franzmann ..... D16/8

Primary Examiner—Wallace R. Burke  
Assistant Examiner—Catherine Kemper  
Attorney, Agent, or Firm—Charles Shepard

[57] CLAIM

The ornamental design for a mirror reflex camera, substantially as shown and described.


DESCRIPTION

FIG. 1 is a front elevational view of a mirror reflex camera, showing our new design; FIG. 1A is an enlarged fragmentary elevational view of a portion of the surface ornamentation; FIG. 2 is a left side elevational view of the mirror reflex camera;

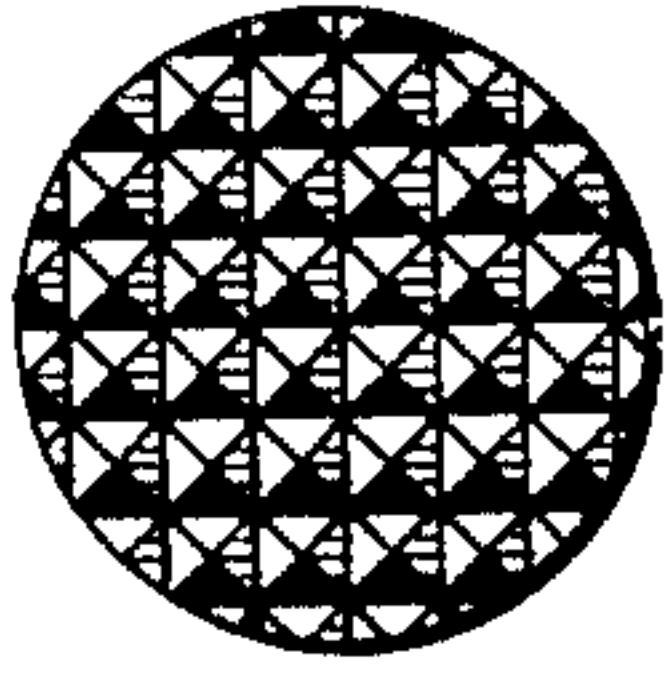
FIG. 3 is a left front perspective view thereof; and FIG. 4 is a left rear perspective view thereof.

The bottom and the right side are planar and substantially unornamented.



The surface ornamentation on the major portion of the body of the camera and on the adjusting rings is a multiplicity of small pyramids arranged in rows and projecting from the surface, as is clearly shown in FIG. 1A. The details of the ornamentation have been omitted elsewhere for ease of illustration.



*FIG. 1A*




*FIG. 1*




*FIG. 2*





*FIG. 3*



*FIG. 4*