

[54] COMBINED KNIFE, FORK AND SPOON

[76] Inventor: Woon-Tong Wong, 14 Upton St., Boston, Mass. 02118

[**] Term: 14 Years

[21] Appl. No.: 759,321

[22] Filed: Jan. 14, 1977

[51] Int. Cl. D7-03

[52] U.S. Cl. D7/149

[58] Field of Search D7/137, 138, 140, 141, D7/142, 143, 147, 148, 149, 150, 151, 152, 132; D8/107

[56] References Cited

U.S. PATENT DOCUMENTS

D. 60,369	2/1922	Quandee	D7/149
D. 174,670	5/1955	Allender	D7/137
D. 183,912	11/1958	Bloom	D7/149 X
D. 192,229	2/1962	Eckersberg et al.	D7/137
D. 204,018	3/1966	Schiller	D7/137
D. 233,597	11/1974	Davis, Jr. et al.	D7/138 X
2,318,129	5/1943	Torode	D7/149 X
2,473,288	6/1949	McNeill	D7/148 X

FOREIGN PATENT DOCUMENTS

4,127 8/1932 Australia D7/152

OTHER PUBLICATIONS

Gifts & Decorative Accessories, Aug. 1973, p. 249, "Splayds"-Holland Imports, Inc., top right.

Primary Examiner—Winifred E. Herrmann
Attorney, Agent, or Firm—David M. Driscoll

[57] CLAIM

The ornamental design for a combined knife, fork and spoon, as shown and described.

DESCRIPTION

FIG. 1 is a top view of the combined knife, fork and spoon;
FIG. 2 is a side elevation view on one side of the combined knife, fork and spoon;
FIG. 3 is a side elevation view on the other side of the combined knife, fork and spoon;
FIG. 4 is a bottom view of the combined knife, fork and spoon;
FIG. 5 is a front elevation view thereof; and
FIG. 6 is a rear elevation view thereof.

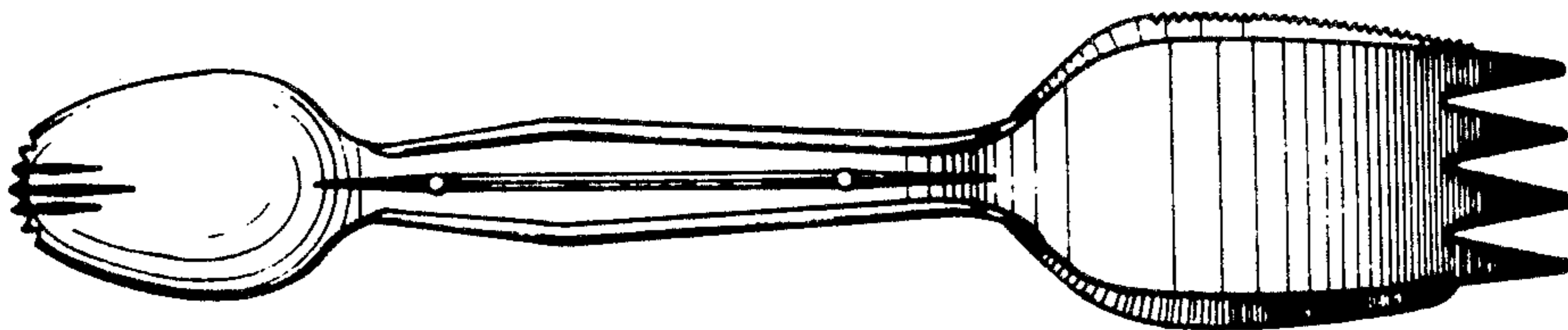


Fig. 1

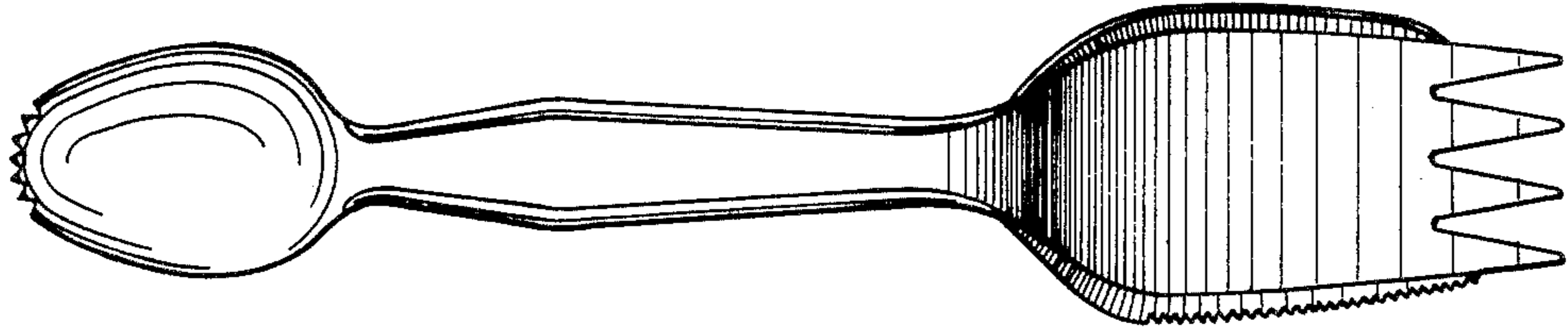


Fig. 2




Fig. 3




Fig. 4

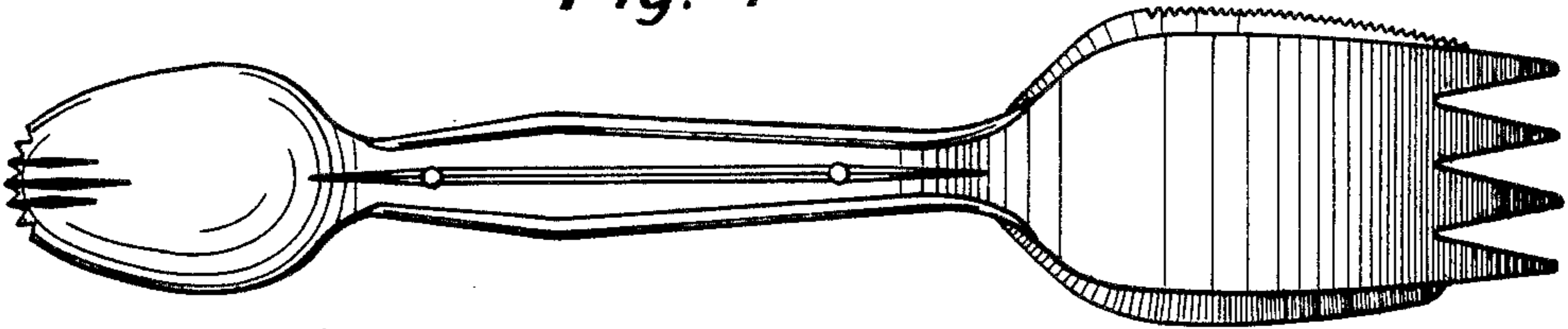


Fig. 5



Fig. 6

