

[54] **BED CANOPY OR SIMILAR ARTICLE**

[75] Inventor: **Joe M. Vargas**, Alameda, Calif.

[73] Assignee: **John A. Buitrago**, Hayward, Calif.

[**] Term: **14 Years**

[21] Appl. No.: **679,159**

[22] Filed: **Apr. 22, 1976**

[51] Int. Cl. **D6—06**

[52] U.S. Cl. **D6/198; D6/28; D6/205**

[58] Field of Search **D6/175, 177, 203, 205, D6/5, 11, 12, 14, 15, 45-47, 59, 61, 63, 64, 68, 74, 79-85, 151-154, 191-194, 198, 205, 28; 5/163**

[56] **References Cited**

U.S. PATENT DOCUMENTS

D. 50,757	5/1917	McMahon	D6/205
D. 97,075	10/1935	Kraus	D6/205
D. 123,003	10/1940	Nicholson	D6/205
D. 212,765	11/1968	Moeckl	D6/177
861,452	7/1907	Freeland	5/163 X
1,234,067	7/1917	Negrete	5/163 X

OTHER PUBLICATIONS

Quaker Lace Co., N.Y., Bk'let., "Your Windows—How to Curtain Them," © 138, p. 17, Bed Canopy. Ward's Cat., Spring & Summer '55, p. 470, item "H". Spiegel, Spring/Summer '67 Cat., p. 478, item #14, Spring Tension Poles. Linens, Domestic, Bath Products, 6/7 '75, front cover.

Primary Examiner—Joel Stearman

Assistant Examiner—J. Corrigan

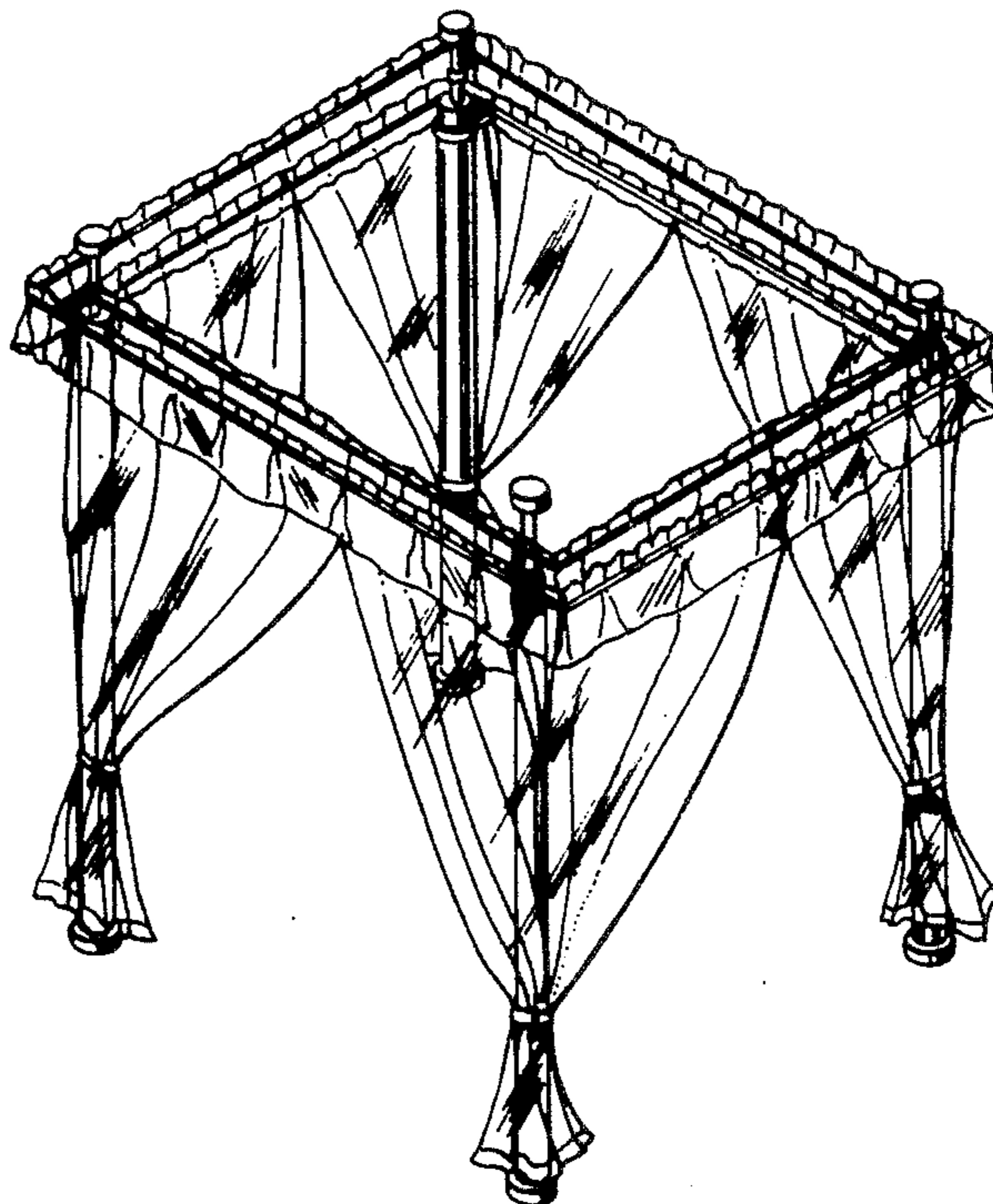
Attorney, Agent, or Firm—Theodore J. Bielen, Jr.

[57] **CLAIM**

The ornamental design for a bed canopy or similar article, as shown and described.

DESCRIPTION

FIG. 1 is a front perspective view of a bed canopy or similar showing my new design;
 FIG. 2 is a side elevational view;
 FIG. 3 is an end elevational view;
 FIG. 4 is a top plan view with broken away portions at the upper corners and lower left corner and with the curtains incompletely shown for convenience of illustration.



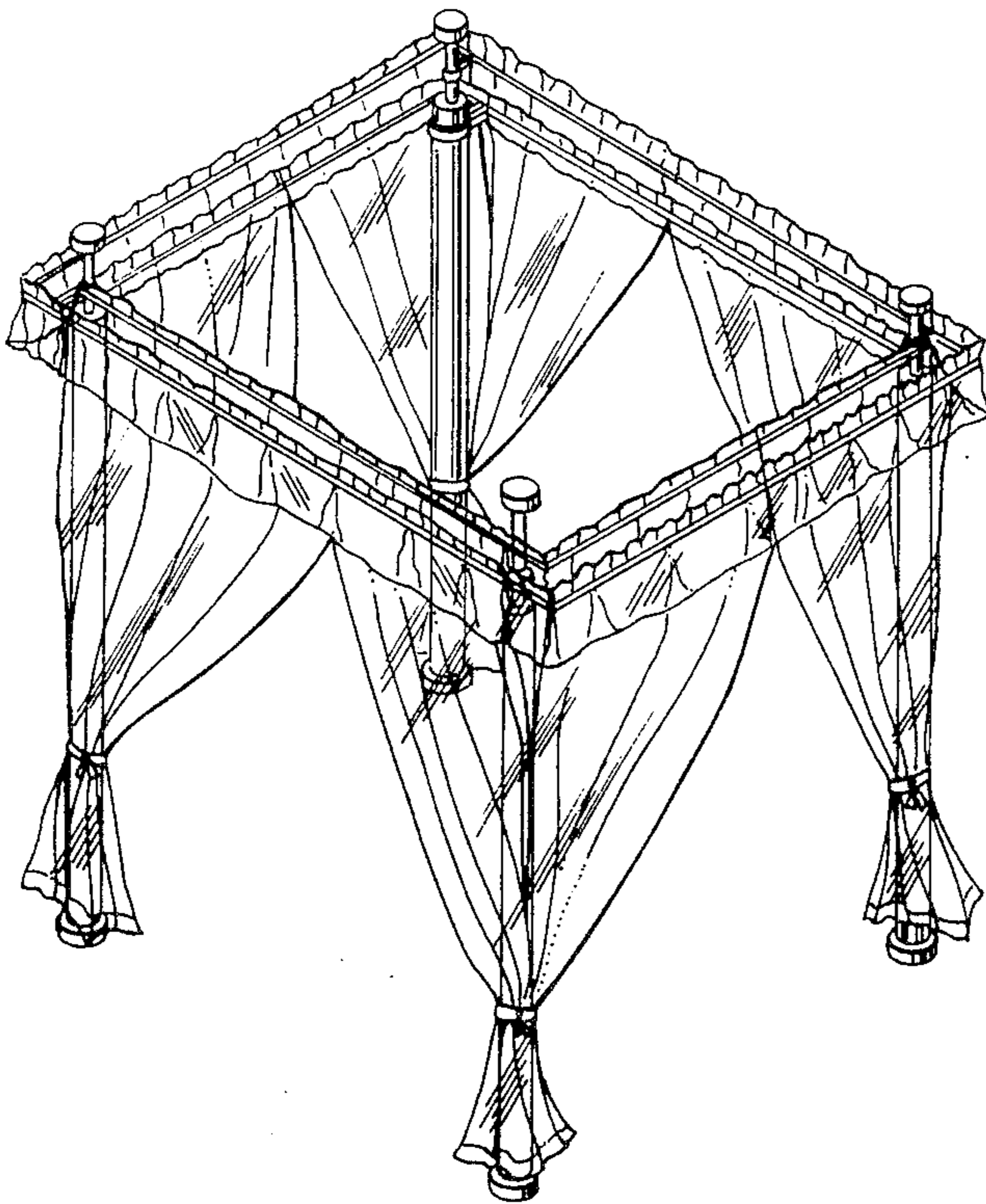


FIG. 1

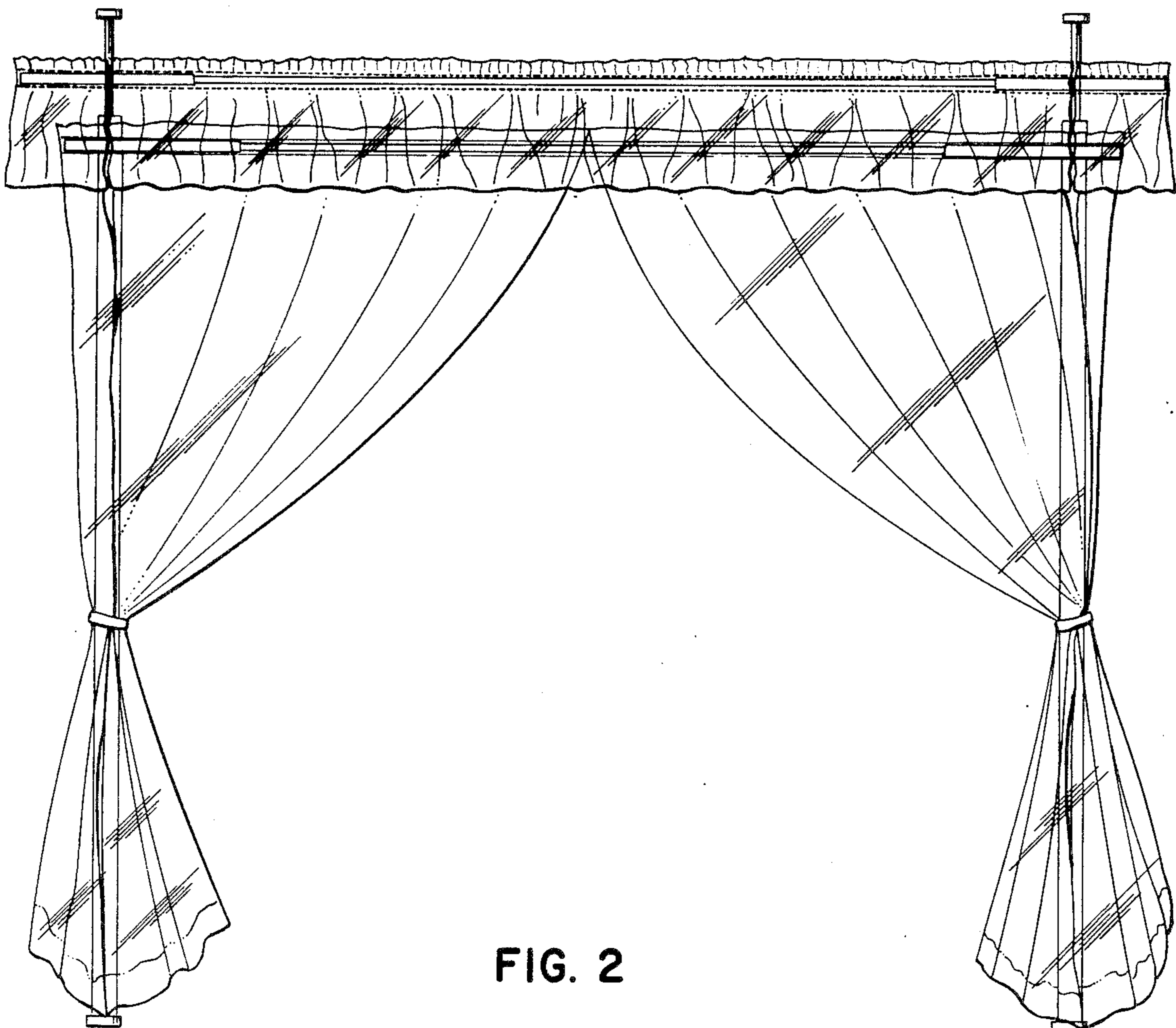


FIG. 2




FIG. 4




FIG. 3