

[54] BASE FOR A BOWL

[75] Inventor: Frank J. Benes, Lancaster, Ohio

[73] Assignee: Anchor Hocking Corporation,  
Lancaster, Ohio

[\*\*] Term: 14 Years

[21] Appl. No.: 697,409

[22] Filed: Jun. 18, 1976

Related U.S. Application Data

[62] Division of Ser. No. 544,913,, Jan. 29, 1975, which is a division of Ser. No. 397,069, Sep. 13, 1973, Pat. No. Des.238,541

[51] Int. Cl. .... D7-01; D26-01

[52] U.S. Cl. .... D7/39; D7/11;  
D7/22; D48/2

[58] Field of Search ..... D48/2; D7/1, 3, 6, 11,  
D7/13, 22, 23, 14, 39; 431/288, 289, 290, 291,  
292, 294, 295, 297; 215/99.5

[56] References Cited

U.S. PATENT DOCUMENTS

D. 59,687	11/1921	Sehlback .....	D7/22
D. 65,465	8/1924	Duncan .....	D7/22
D. 72,064	2/1927	Heisey .....	D7/22
3,045,855	7/1962	Lipman .....	D7/22 X

FOREIGN PATENT DOCUMENTS

419,565	10/1910	France .....	215/99.5
---------	---------	--------------	----------

Primary Examiner—Susan J. Lucas  
Attorney, Agent, or Firm—Joseph J. Previto

[57] CLAIM

The ornamental design for a stand base for a bowl, substantially as shown and described.

DESCRIPTION

FIG. 1 is a side elevational view of a base for a bowl showing my new design;

FIG. 2 is a bottom plan view thereof;

FIG. 3 is a sectional view taken along line 3—3 of FIG. 2; and

FIG. 4 is a top plan view thereof, the portion of the base normally visible from the top being omitted for convenience of illustration.

The faceting normally visible in FIG. 3 has been omitted for convenience of illustration.

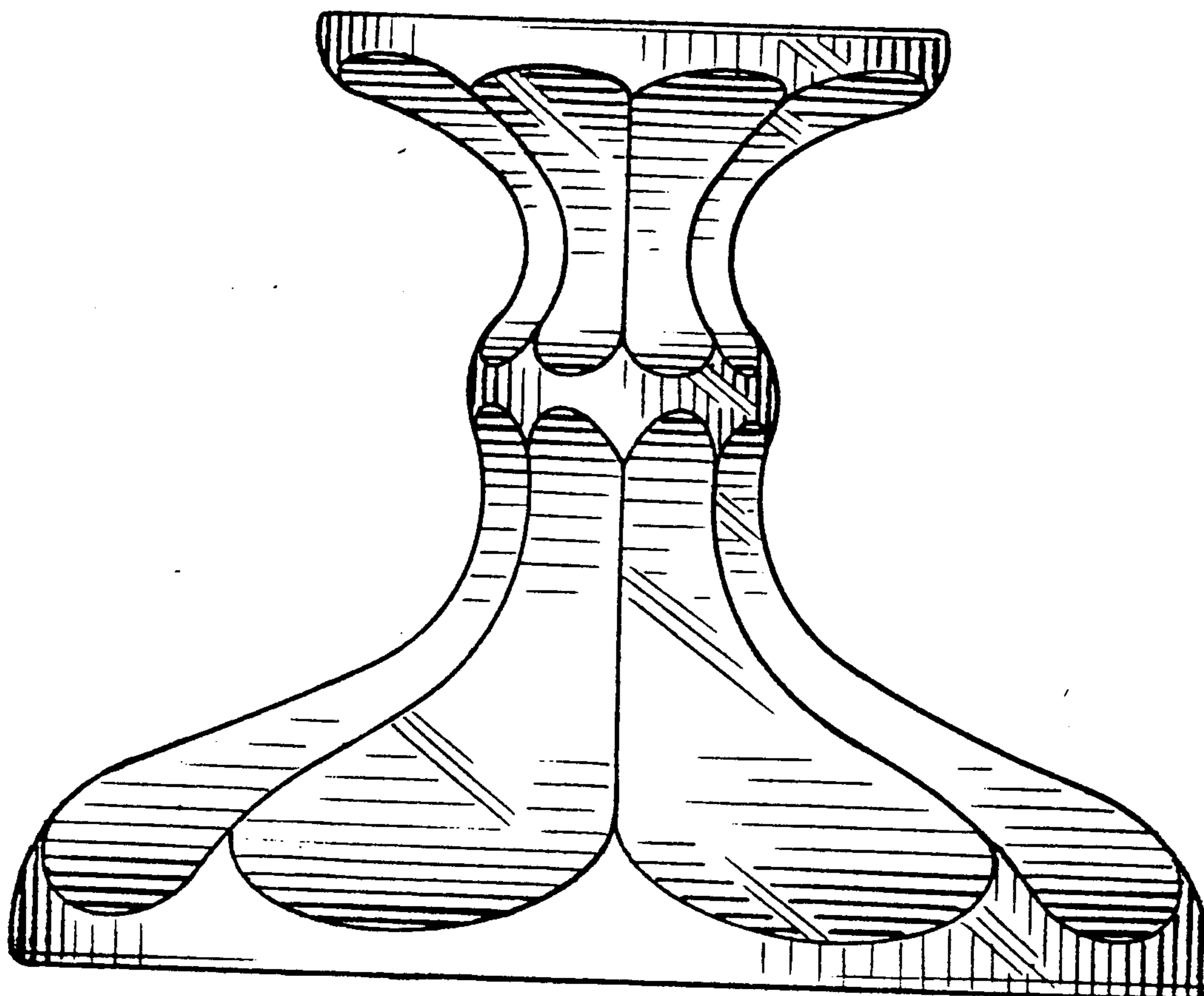


Fig. 1.

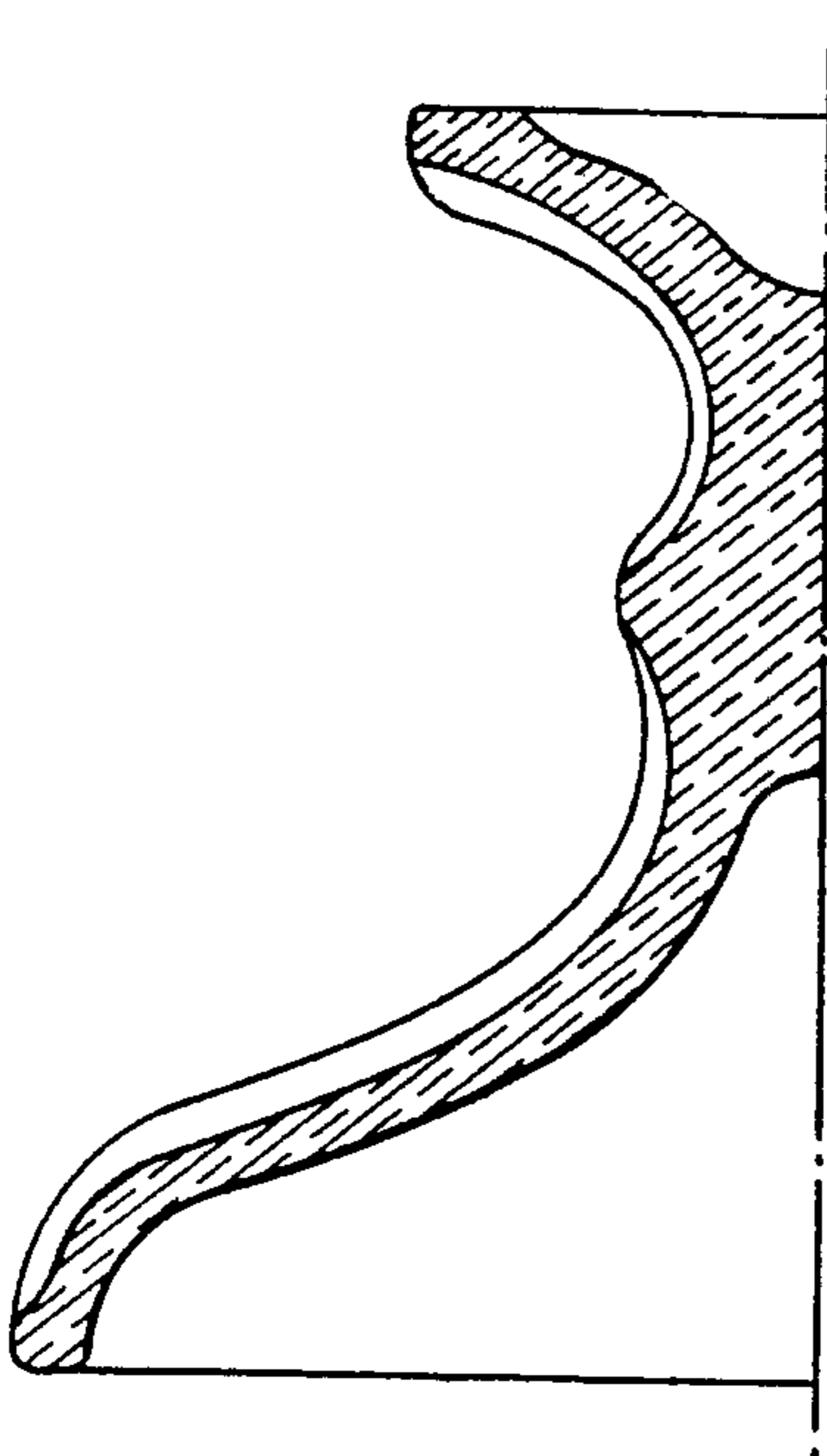
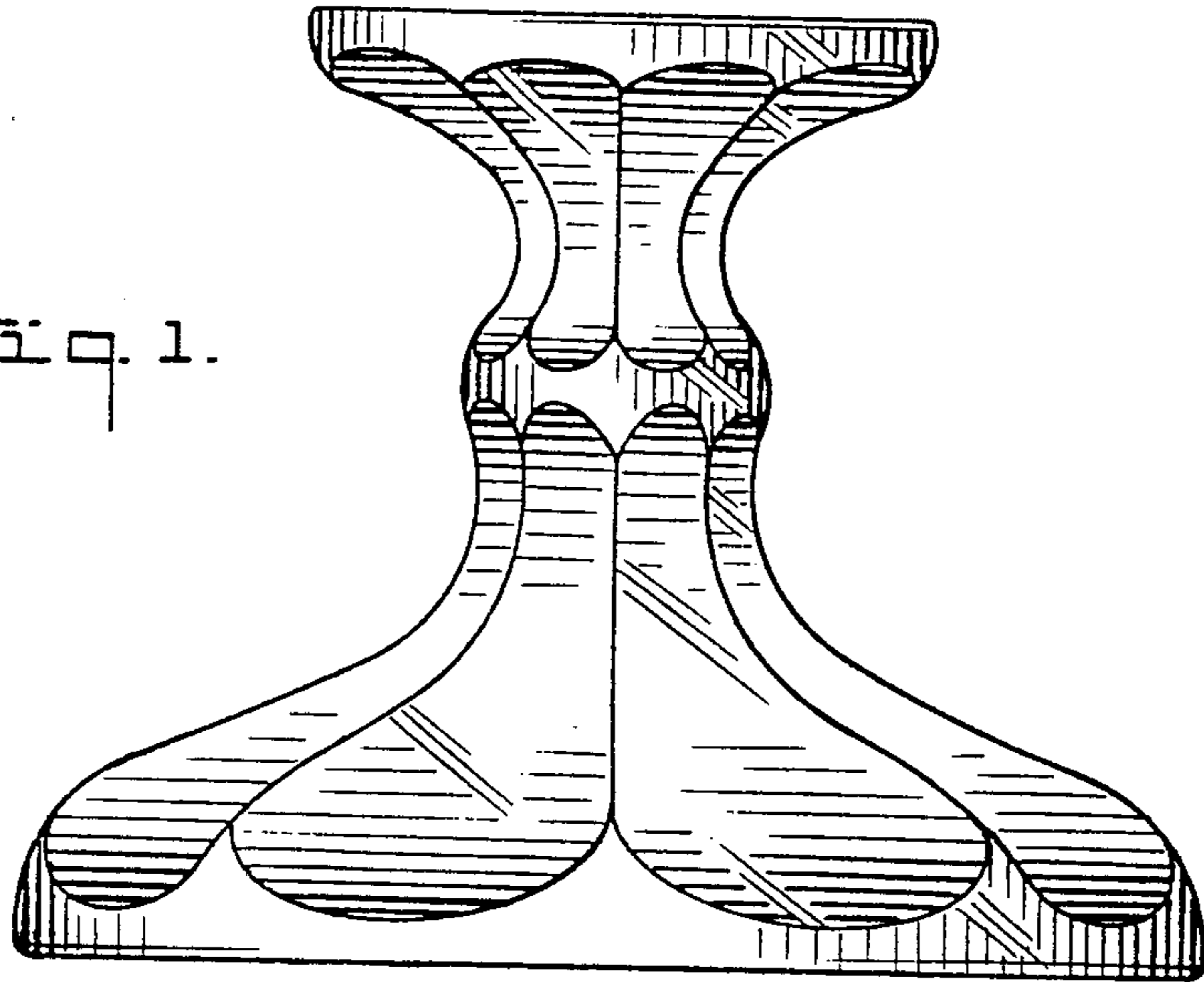


Fig. 3.

Fig. 4.

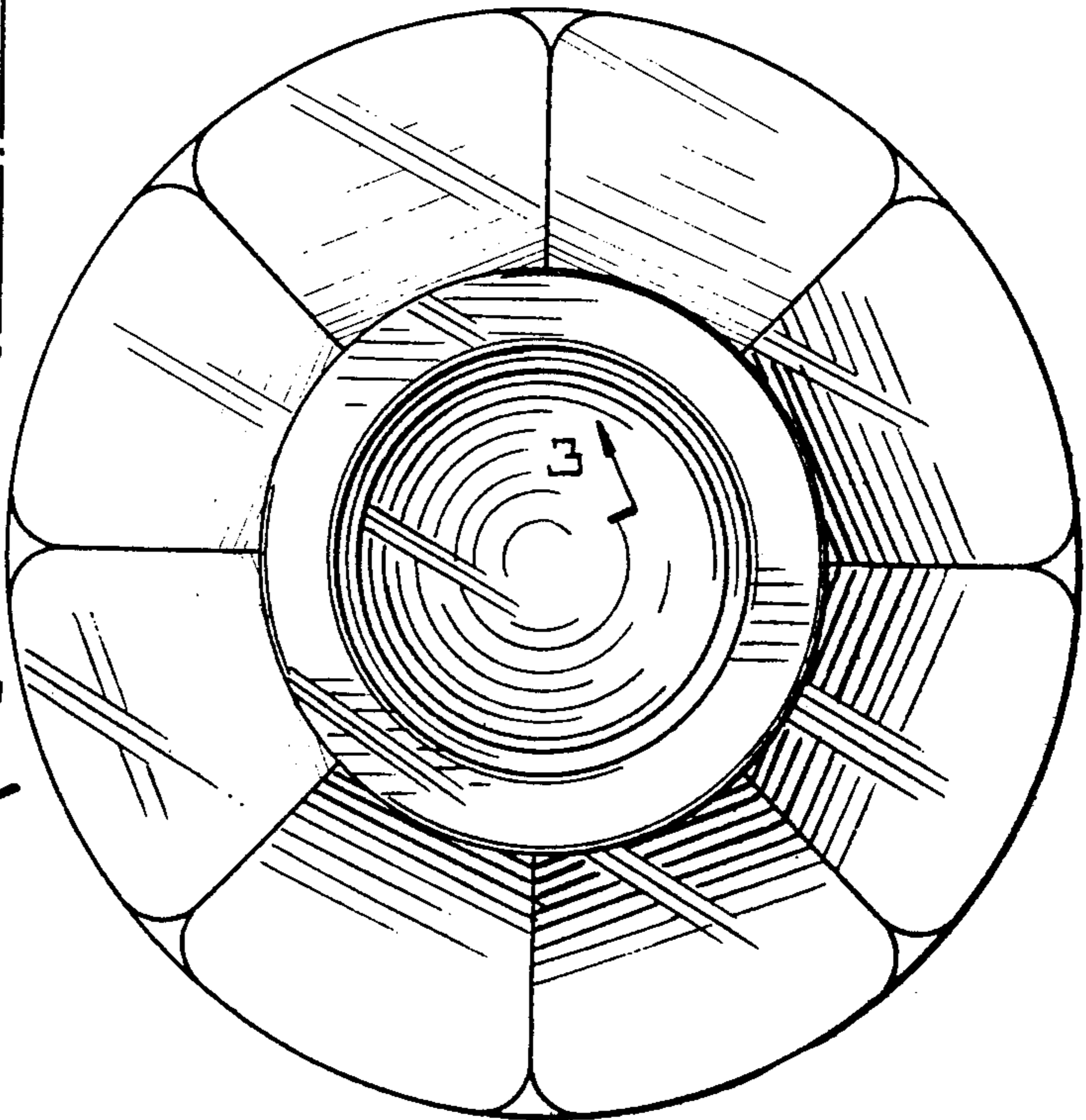



Fig. 2.