

[54] WALL MOUNTED BRACKET FOR HOLDING A FLOWER POT

[76] Inventor: John B. Wilson, Hall Court, Banner Elk, N.C. 28604

[\*\*] Term: 14 Years

[21] Appl. No.: 769,060

[22] Filed: Feb. 16, 1977

Related U.S. Application Data

[63] Continuation-in-part of Ser. No. 748,138, Dec. 6, 1976, abandoned.

[51] Int. Cl. .... D6-06; D8-08

[52] U.S. Cl. .... D6/137; D8/354

[58] Field of Search ..... D6/105, 114, 125, 137, D6/182, 183; D7/23; D8/373, 380, 381, 354; 47/41 R, 41 G, 39, 405; 248/163, 99, 235, 309 A, 311.1; 211/75

[56] References Cited

U.S. PATENT DOCUMENTS

D. 191,874	12/1961	Yegge .....	D6/137
D. 212,959	12/1968	Michaels .....	D6/137
D. 230,827	3/1974	Brown .....	D8/373
D. 242,884	1/1977	Diaz .....	D6/182
2,823,004	2/1958	Melloh .....	D25/74
2,967,691	1/1961	Lehnbeuter .....	47/39

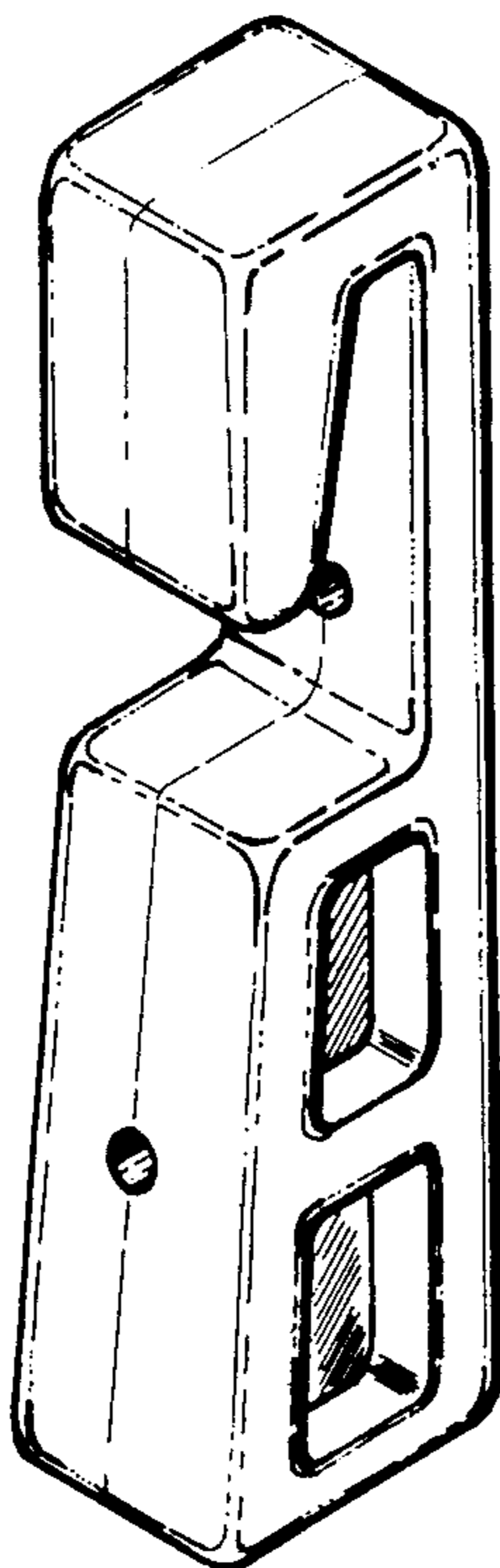
Primary Examiner—Wallace R. Burke  
Assistant Examiner—B. J. Bullock  
Attorney, Agent, or Firm—Channing L. Richards

[57] CLAIM

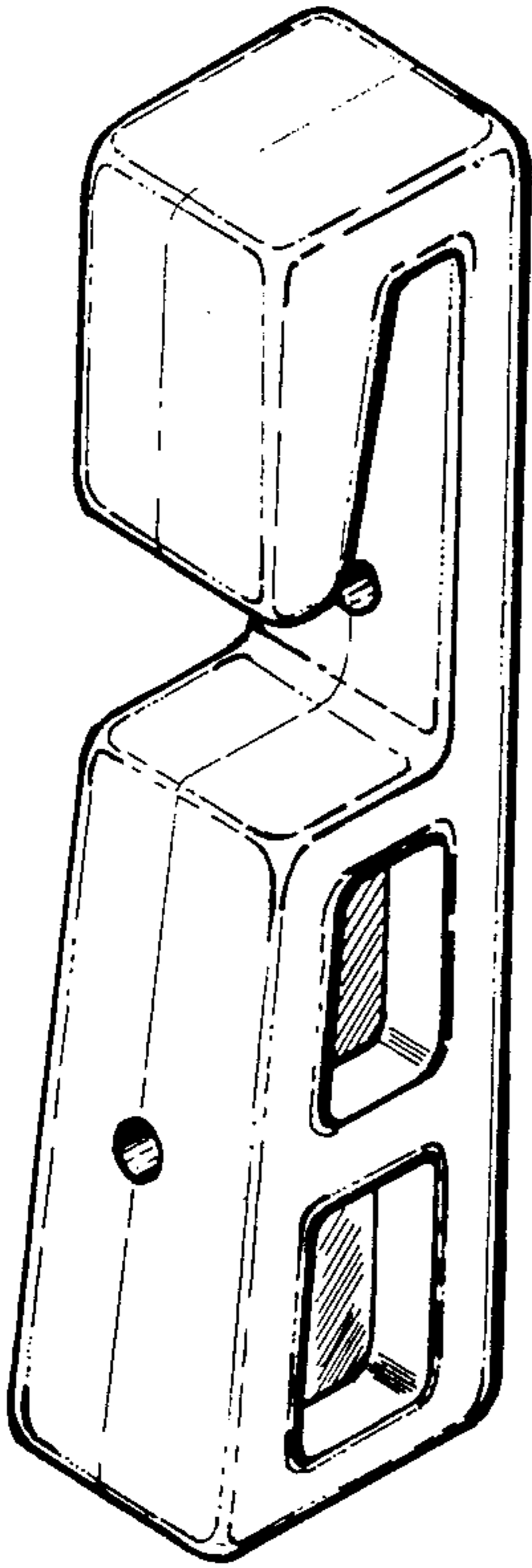
The ornamental design for a wall mounted bracket for holding a flower pot, as shown.

DESCRIPTION

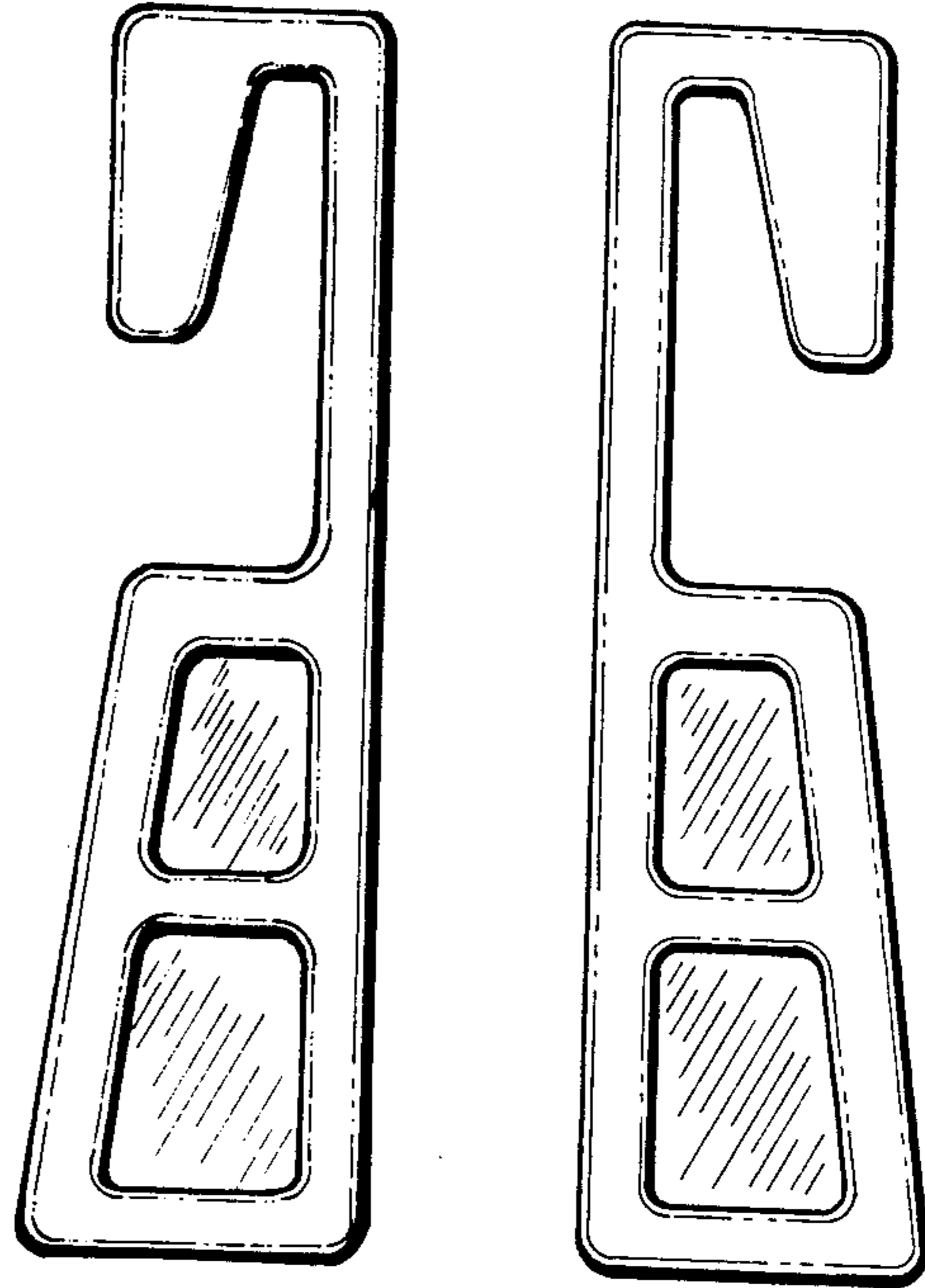
FIG. 1 is a perspective view of a wall mounted bracket for holding a flower pot showing my new design; FIG. 2 is a side elevational view taken from the right of FIG. 1; FIG. 3 is a front elevational view thereof; FIG. 4 is a top plan view thereof; FIG. 5 is a rear elevational view thereof; FIG. 6 is a side elevational view taken from the left of FIG. 1; FIG. 7 is a bottom plan view thereof.



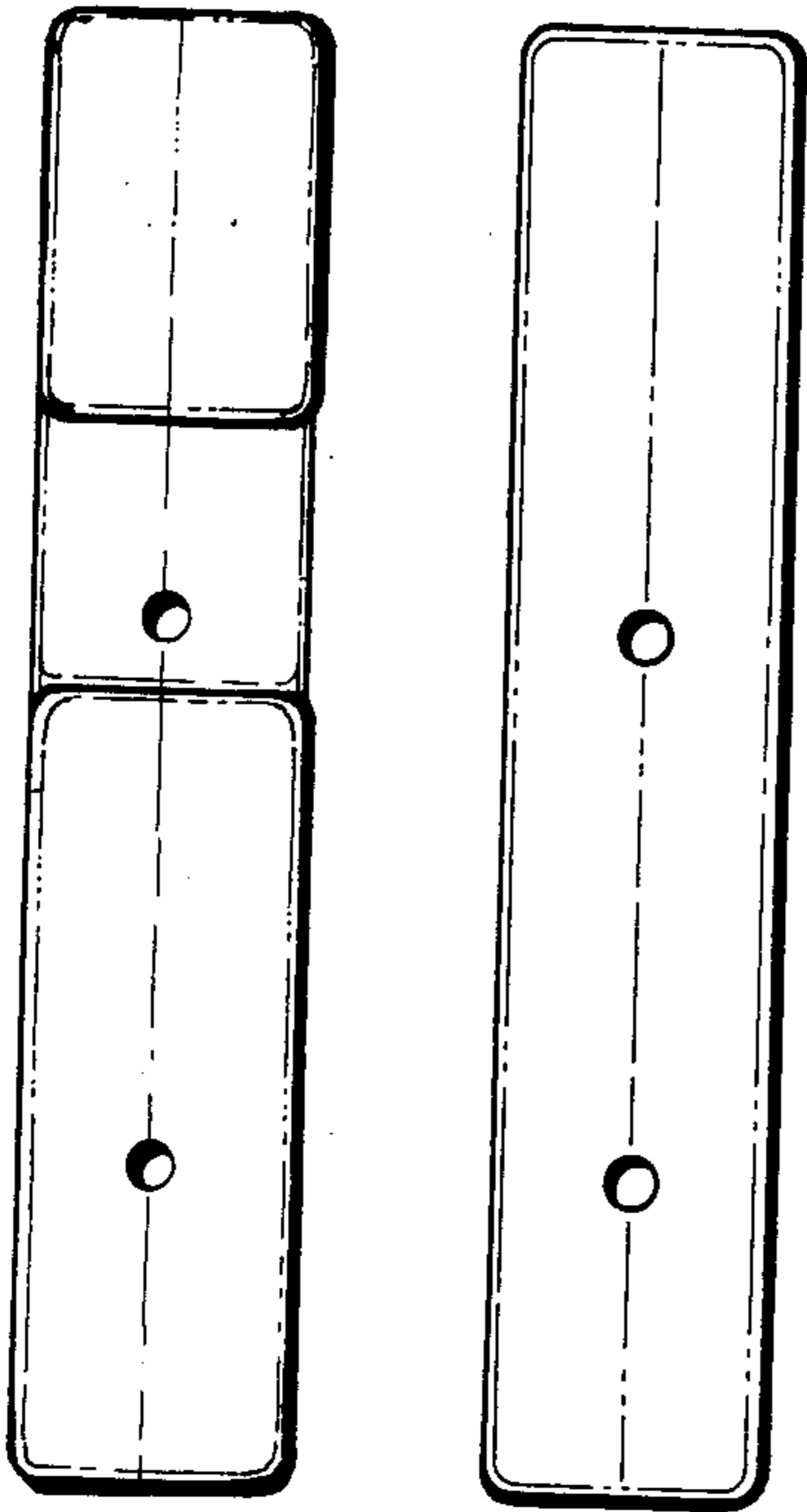
*Fig. 1*



*Fig. 2*

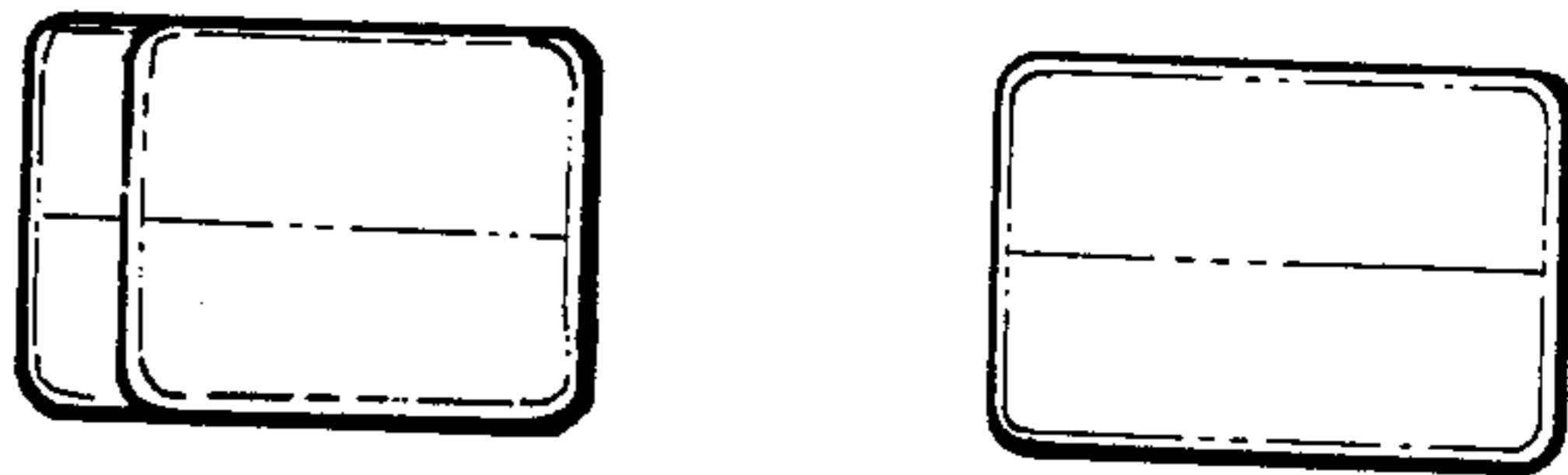


*Fig. 3*



*Fig. 6*

*Fig. 4*



*Fig. 7*

*Fig. 5*