

[54] LOUDSPEAKER

[75] Inventor: Dieter Rams, Kronberg, Fed. Rep. of Germany

[73] Assignee: Braun AG, Frankfurt am Main, Fed. Rep. of Germany

[**] Term: 14 Years

[21] Appl. No.: 661,637

[22] Filed: Feb. 26, 1976

[51] Int. Cl. D14-01

[52] U.S. Cl. D14/33

[58] Field of Search D14/33, 37, 34; 181/150, 155, 147, 146, 153, 144, 152, 156; 312/7; 179/1 E

[56] References Cited

U.S. PATENT DOCUMENTS

D. 131,483 3/1942 Rockola D14/37

D. 214,321 6/1969 Dvern D14/33
D. 225,748 1/1973 Boldt et al. D14/33
D. 233,842 12/1940 Petroff D14/33
3,765,504 10/1973 Itoh 181/155

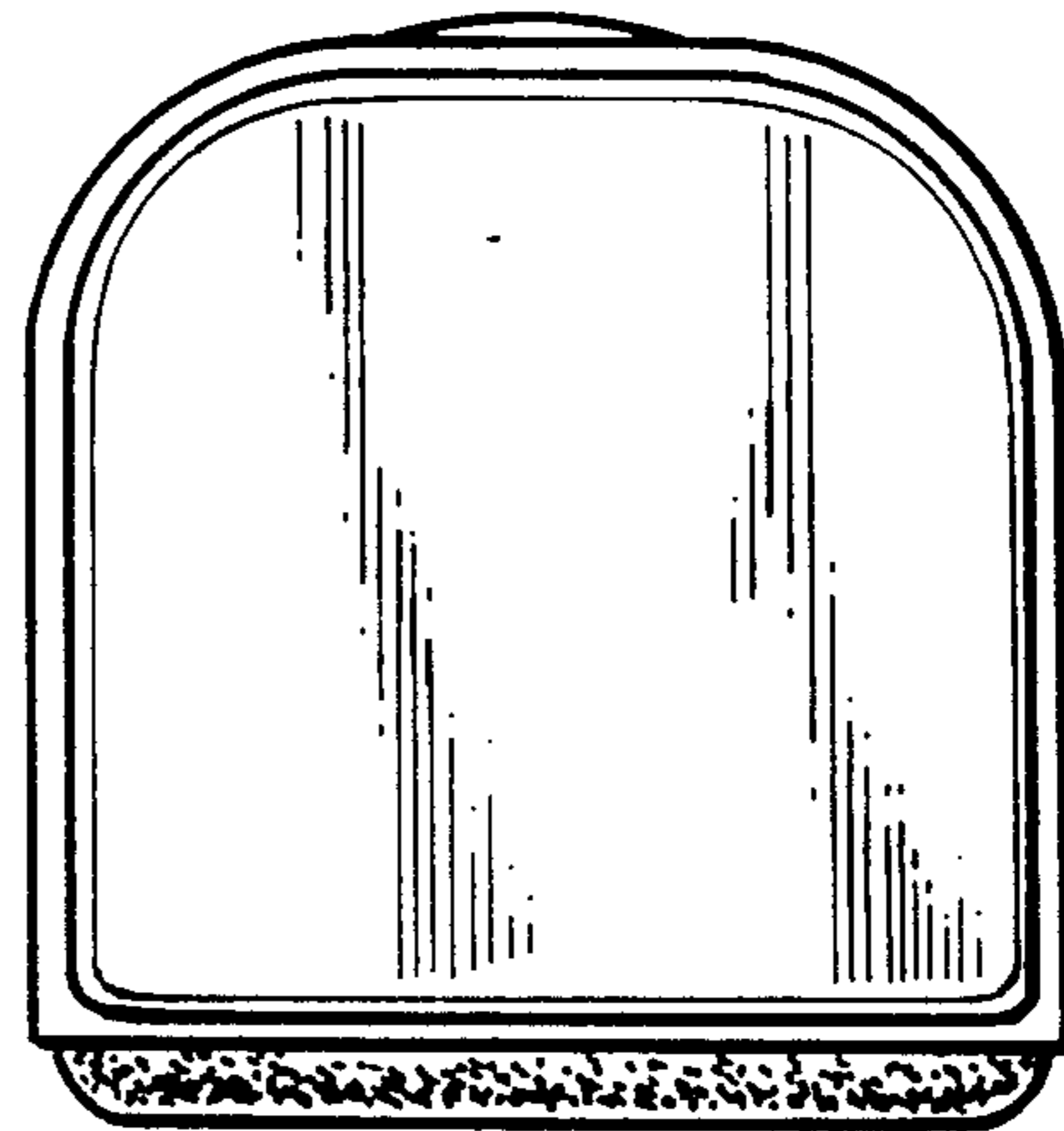

Primary Examiner—Bernard Ansher
Attorney, Agent, or Firm—Michael J. Striker

[57] CLAIM

The ornamental design for a loudspeaker, substantially as shown and described.

DESCRIPTION

FIG. 1 is a front elevation of a loudspeaker showing my new design;
FIG. 2 is a right-side elevation thereof, the undisclosed opposite side being a mirror image of the side shown;
FIG. 3 is a rear elevation thereof;
FIG. 4 is a top-plan view thereof;
FIG. 5 is a bottom-plan view thereof;
FIG. 6 is a front elevation of a modified embodiment of the loudspeaker illustrated in FIG. 1; and
FIG. 7 is a bottom plan view thereof.






FIG. 2




FIG. 1




FIG. 3

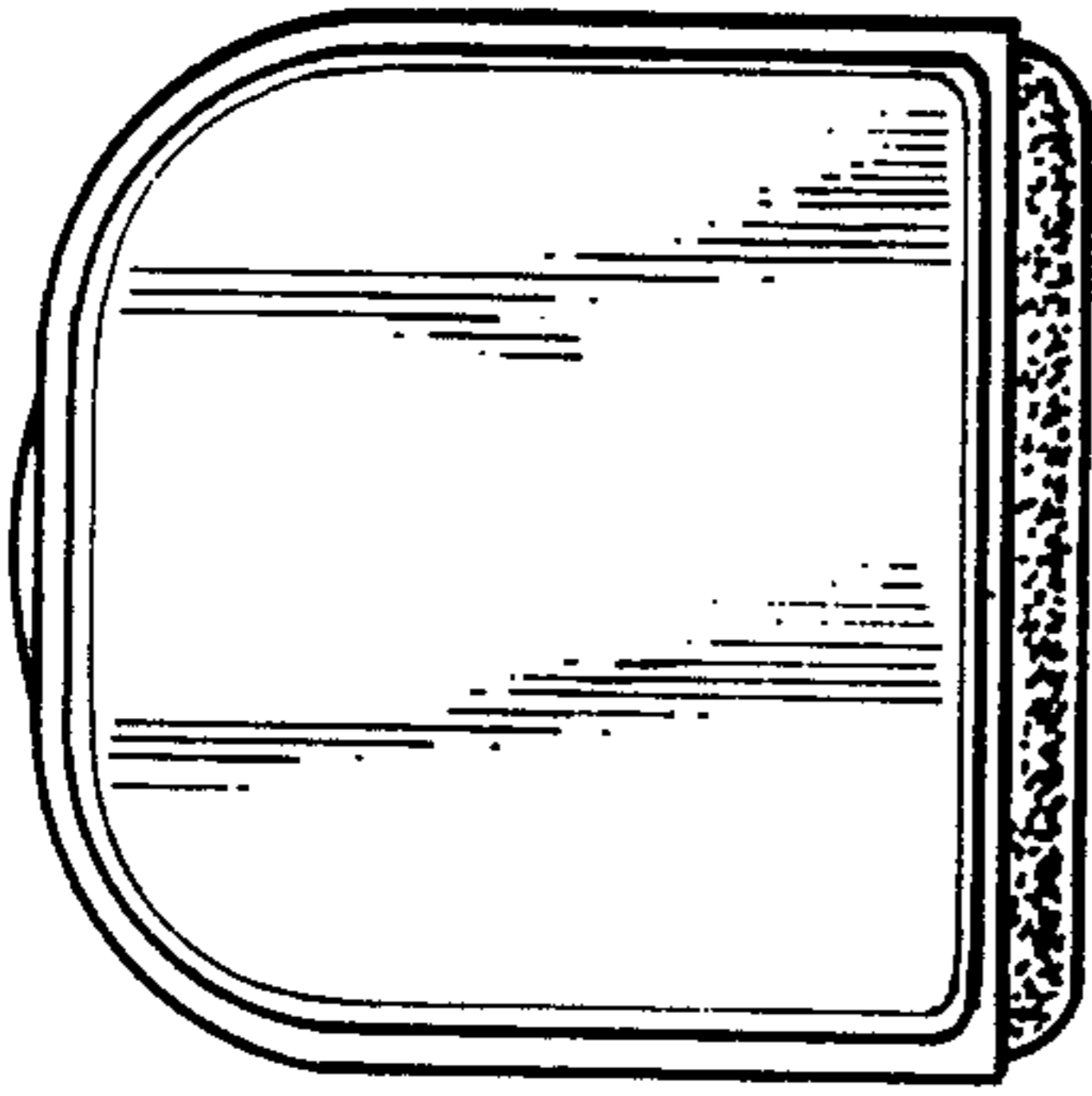


FIG. 4

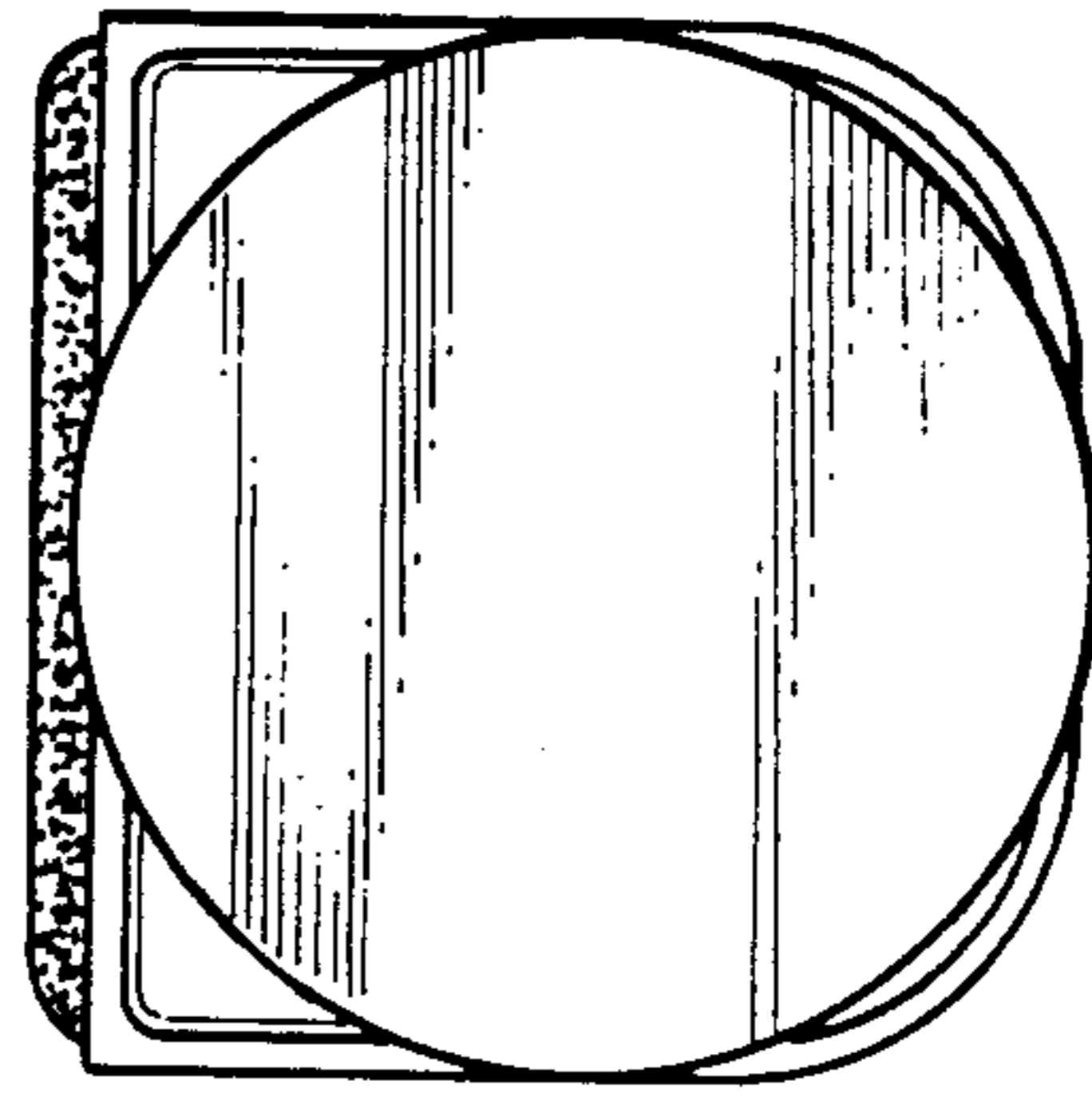


FIG. 5

FIG. 6




FIG. 7

