

[54] **FAUCET CONNECTOR SIZE GUIDE**

[75] **Inventors:** Gregory G. Gullaksen, Frankfort; Var E. Lordahl, Chicago, both of Ill.

[73] **Assignee:** Beatrice Foods Co., Chicago, Ill.

[**] **Term:** 14 Years

[21] **Appl. No.:** 693,376

[22] **Filed:** Jun. 7, 1976

[51] **Int. Cl.** D10-04

[52] **U.S. Cl.** D10/64

[58] **Field of Search** D10/64, 61, 62, 74;
 D19/37, 40; 33/178 B, 199, 178 R

[56] **References Cited**

U.S. PATENT DOCUMENTS

D. 104,867	6/1937	McIntosh	D10/64
1,881,651	10/1932	Judge	D10/64 X
3,218,724	11/1965	Schaumberger	33/199
3,406,461	10/1968	Gunderson	33/199
3,858,325	1/1975	Goerler	33/178 B

OTHER PUBLICATIONS

Plastic Merchandising, 2/52, p. 31, Gauge at bottom-left.

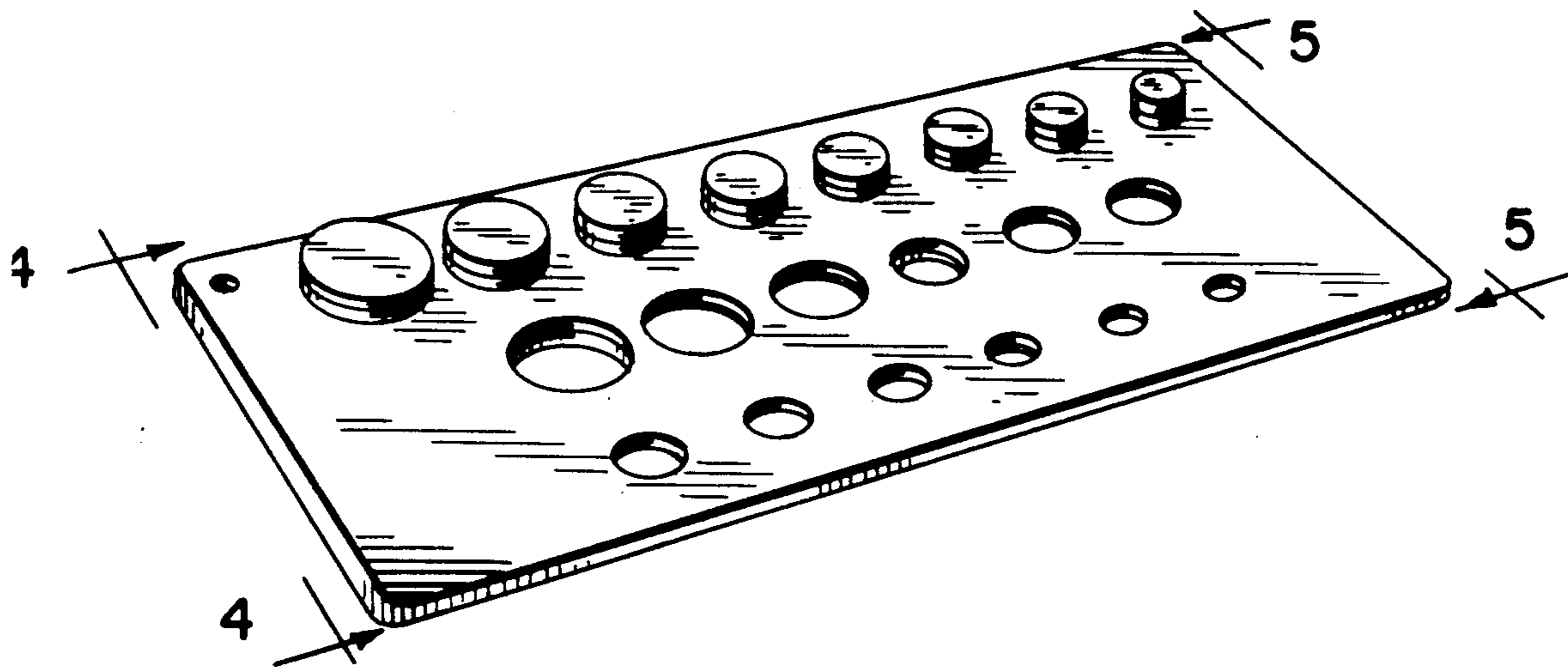
Primary Examiner—Nelson C. Holtje
Attorney, Agent, or Firm—Albert W. Bicknell

[57] **CLAIM**

The ornamental design for a faucet connector size guide, substantially as shown.

DESCRIPTION

FIG. 1 is a top perspective view of a faucet connector size guide showing our new design;
 FIG. 2 is a top plan view thereof;
 FIG. 3 is a bottom plan view thereof;
 FIG. 4 is a left side elevational view as taken from line 4-4 of FIG. 1;
 FIG. 5 is a right side elevational view as taken from line 5-5 of FIG. 1;
 FIG. 6 is a top edge view of FIG. 2 as taken from line 6-6;
 FIG. 7 is a cross sectional view of FIG. 2 as taken from line 7-7; and
 FIG. 8 is a cross sectional view of FIG. 2 as taken from line 8-8.



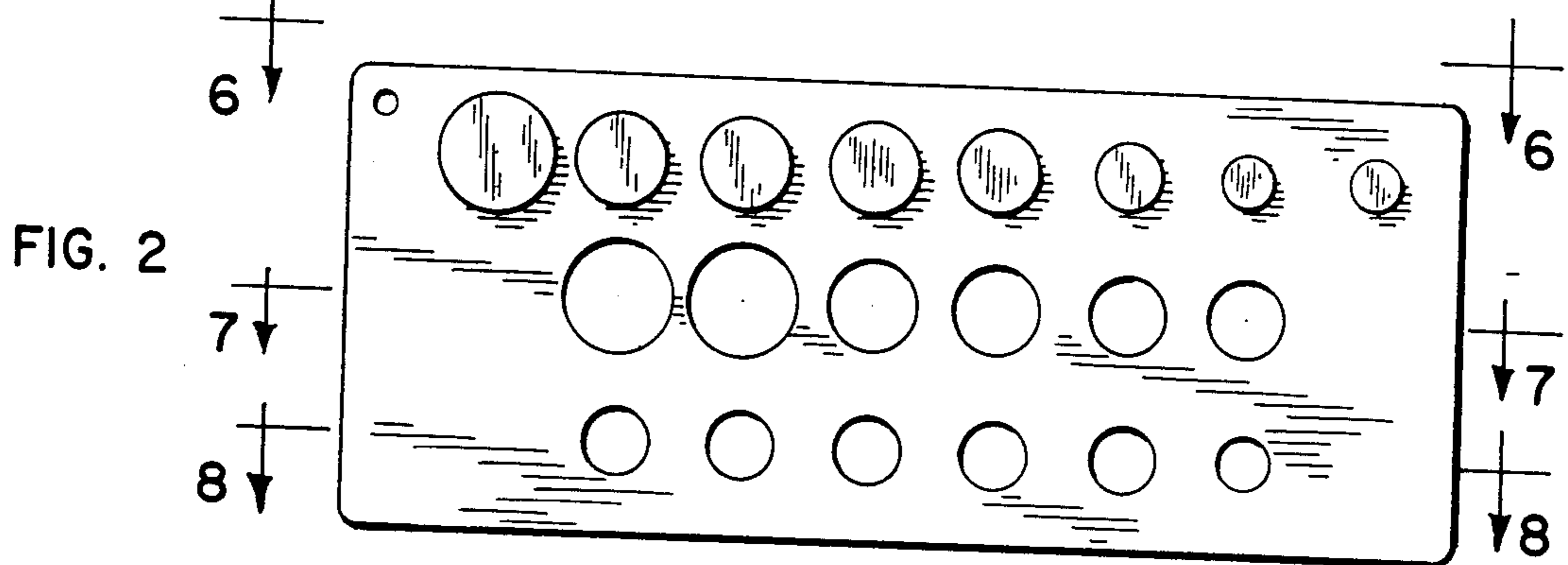
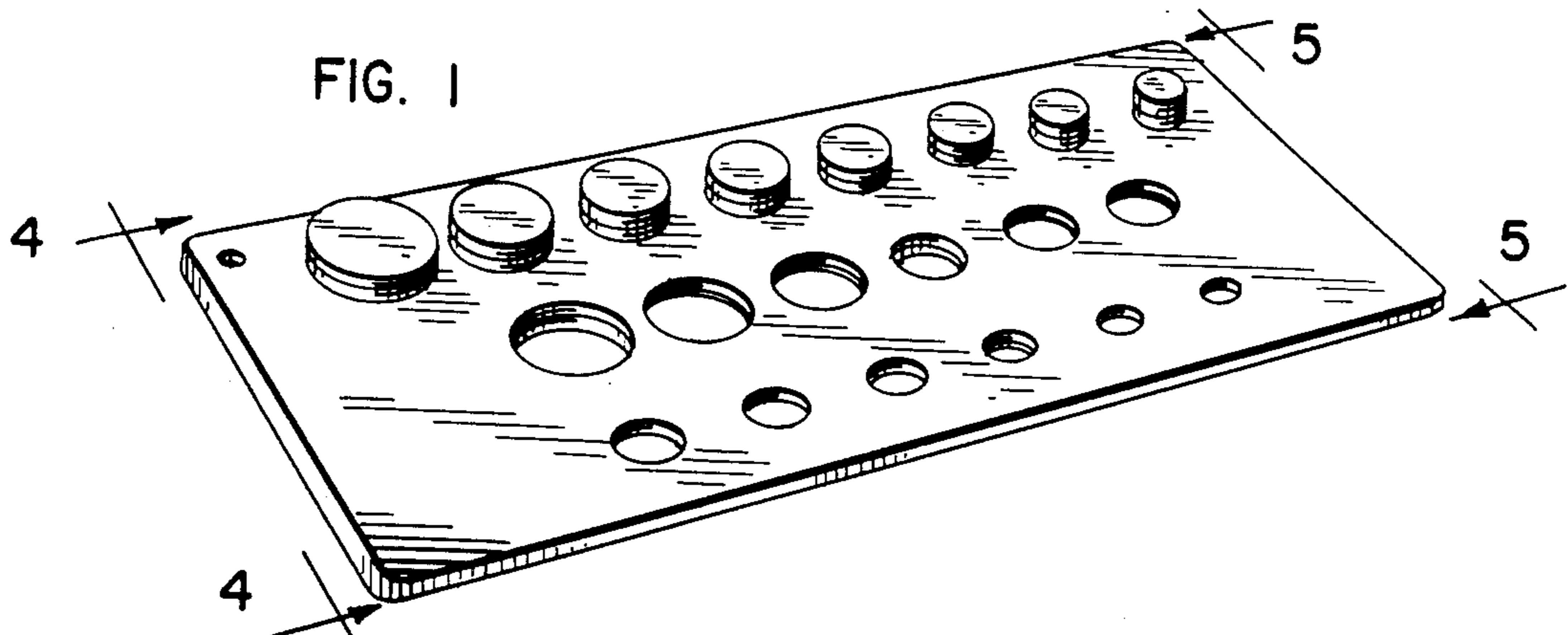


FIG. 4



FIG. 3

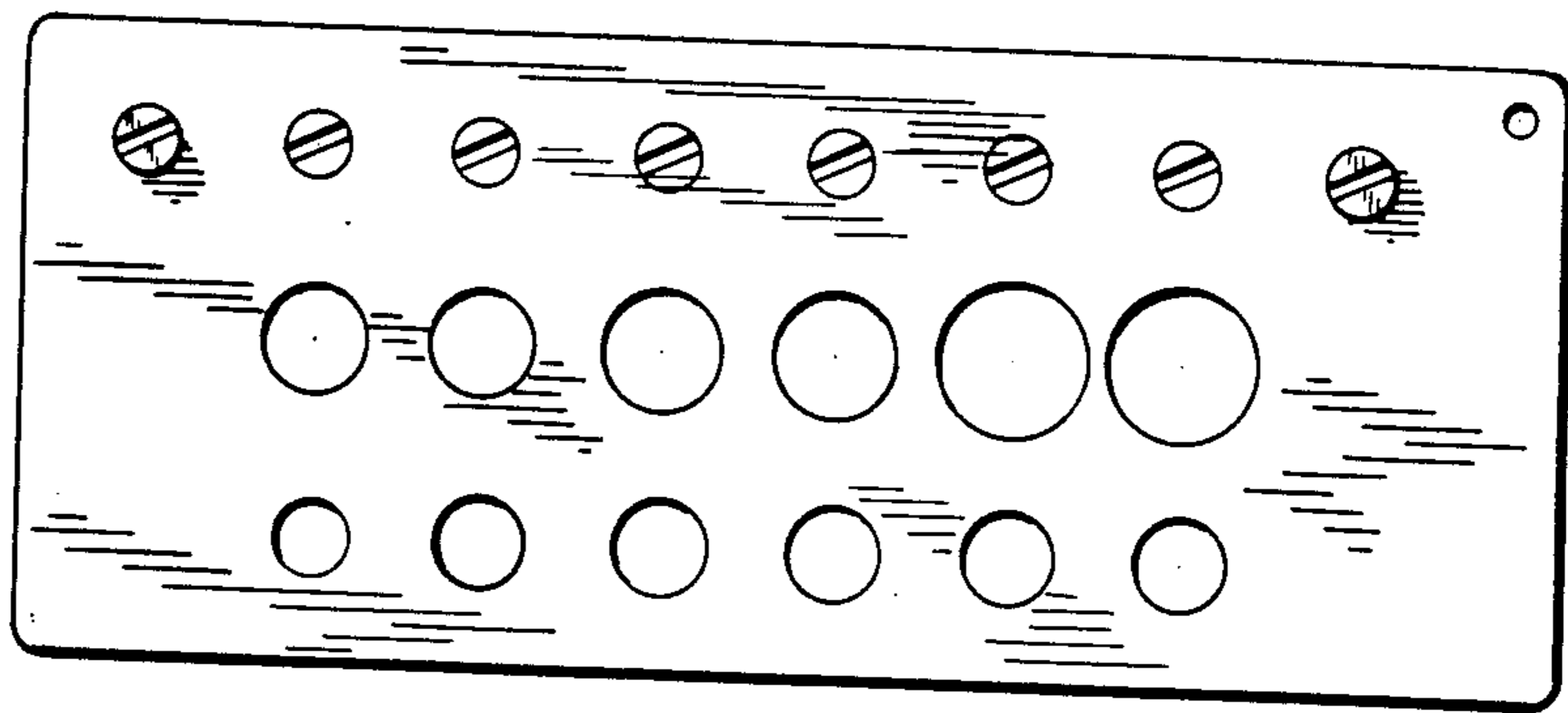


FIG. 5



FIG. 6



FIG. 7



FIG. 8

