

[54] CASING FOR A TIMER CONTROLLED THERMOSTAT OR THE LIKE

[75] Inventors: Jerry W. McElroy, St. Louis County; Michael A. Kerper, Richmond Heights, both of Mo.

[73] Assignee: Emerson Electric Co., St. Louis, Mo.

[**] Term: 14 Years

[21] Appl. No.: 737,725

[22] Filed: Nov. 1, 1976

[51] Int. Cl. D10-04

[52] U.S. Cl. D10/51; D10/40 X; D10/60 X

[58] Field of Search D10/49, 50, 51, 52, D10/53, 57, 60, 30, 31, 40; 58/152 R; 236/46 R; 337/301 R

[56] References Cited

U.S. PATENT DOCUMENTS

D. 151,905 11/1948 Kronmiller D10/51

D. 185,598	6/1959	Dreyfuss	D10/51
D. 191,955	12/1961	Briggs	D10/51
D. 205,006	6/1966	Federico	D10/51
D. 213,800	4/1969	Bieger	D10/51
D. 235,197	5/1975	Cross	D10/51
4,041,325	8/1977	Angott	236/46 R
4,045,760	8/1977	Marquis	337/301

Primary Examiner—Nelson C. Holtje
Attorney, Agent, or Firm—Paul A. Becker, Sr.

[57] CLAIM

The ornamental design for a casing for a timer controlled thermostat or the like, substantially as shown and described.

DESCRIPTION

FIG. 1 is a front elevational view of a casing for a timer controlled thermostat or the like showing our new design, the rear being substantially flat, plain and unornamented;

FIG. 2 is a top plan view thereof;

FIG. 3 is a right side elevational view thereof;

FIG. 4 is a bottom plan view thereof;

FIG. 5 is a left side elevational view thereof.




FIG. 2




FIG. 1




FIG. 5




FIG. 3

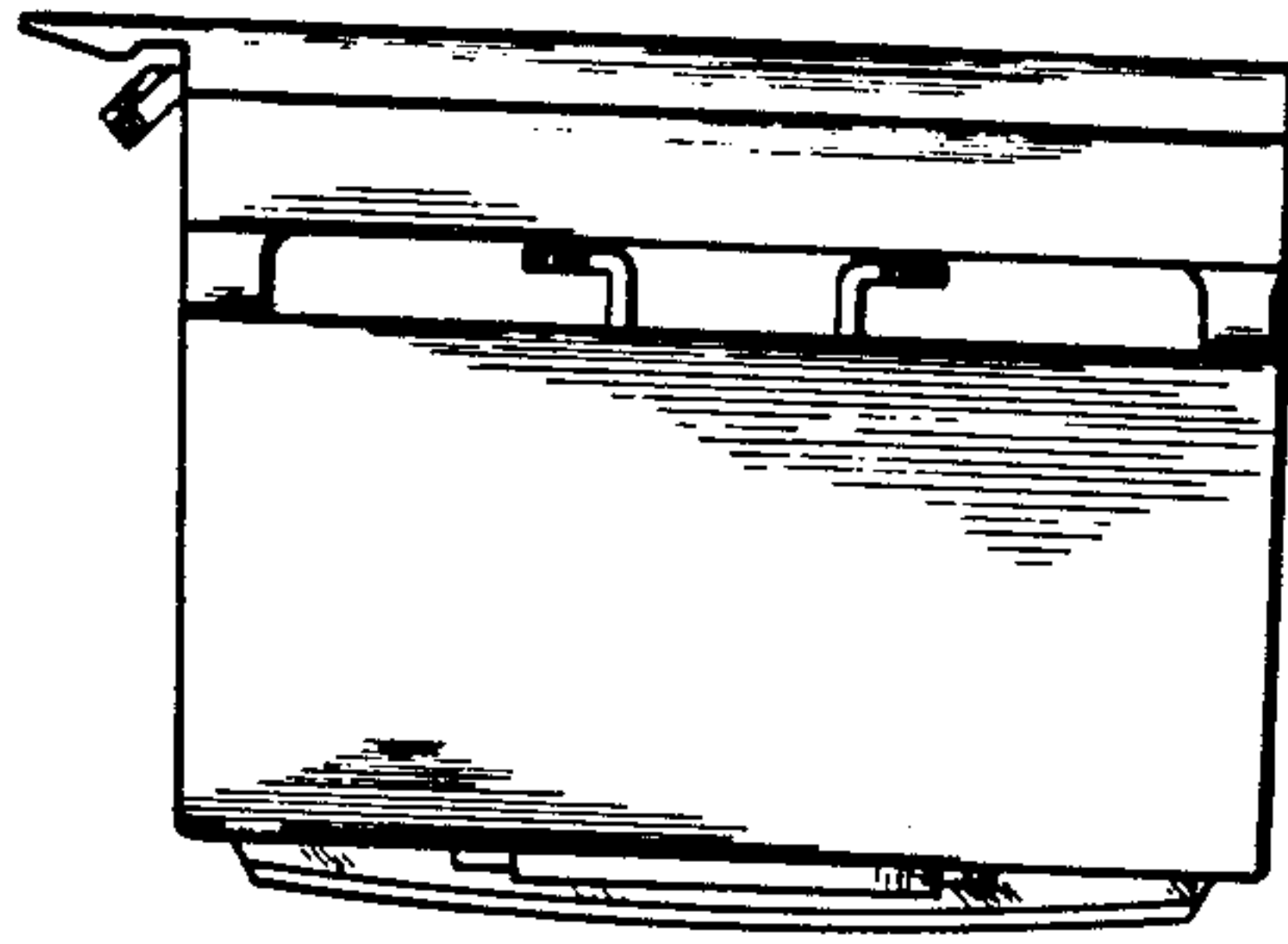


FIG. 4

