

[54] JEWELRY ORGANIZER OR SIMILAR ARTICLE

[76] Inventors: Jerrold J. Goldman, 6 Ridgeway Terr., Spring Valley, N.Y. 10977; Robert Petre, 25 Longspur Rd., Yonkers, N.Y. 10703

[**] Term: 14 Years

[21] Appl. No.: 730,812

[22] Filed: Oct. 8, 1976

[51] Int. Cl. D6-04

[52] U.S. Cl. D6/130; D6/134

[58] Field of Search D6/20, 25, 28, 29, 85, D6/114, 116, 127-130, 132, 136, 140, 146, 152, 158, 167, 172, 175, 186, 188, 189, 134; 211/13, 32, 45, 49 R, 49 S, 87, 88, 105.1, 106, 123, 129, 131, 163, 169, 181, 182

[56] References Cited

U.S. PATENT DOCUMENTS

D. 227,727	7/1973	Beder	D6/130
D. 243,490	3/1971	Reusink	D6/114
2,733,113	1/1956	Humbarger	211/13

3,032,204	5/1962	Sheinberg	211/88
4,047,615	9/1977	Browne	211/88



Primary Examiner—Wallace R. Burke
 Assistant Examiner—B. J. Bullock
 Attorney, Agent, or Firm—Lawrence S. Lawrence

[57] CLAIM

The ornamental design for a jewelry organizer or similar article, substantially as shown.

DESCRIPTION

FIG. 1 is a top plan view of a jewelry organizer or similar article showing our new design.
 FIG. 2 is a front elevation view thereof.
 FIG. 3 is a bottom plan view thereof.
 FIG. 4 is a rear elevation view thereof.
 FIG. 5 is a side elevation view taken from the left of FIG. 2.
 FIG. 6 is a side elevation view taken from the right of FIG. 2.
 FIG. 7 is a sectional view taken on line 7-7 of FIG. 2.
 FIG. 8 is a sectional view taken on line 8-8 of FIG. 2.
 FIG. 9 is a reduced isometric view thereof.
 FIG. 10 is a reduced isometric view in the closed position.






FIG. 1

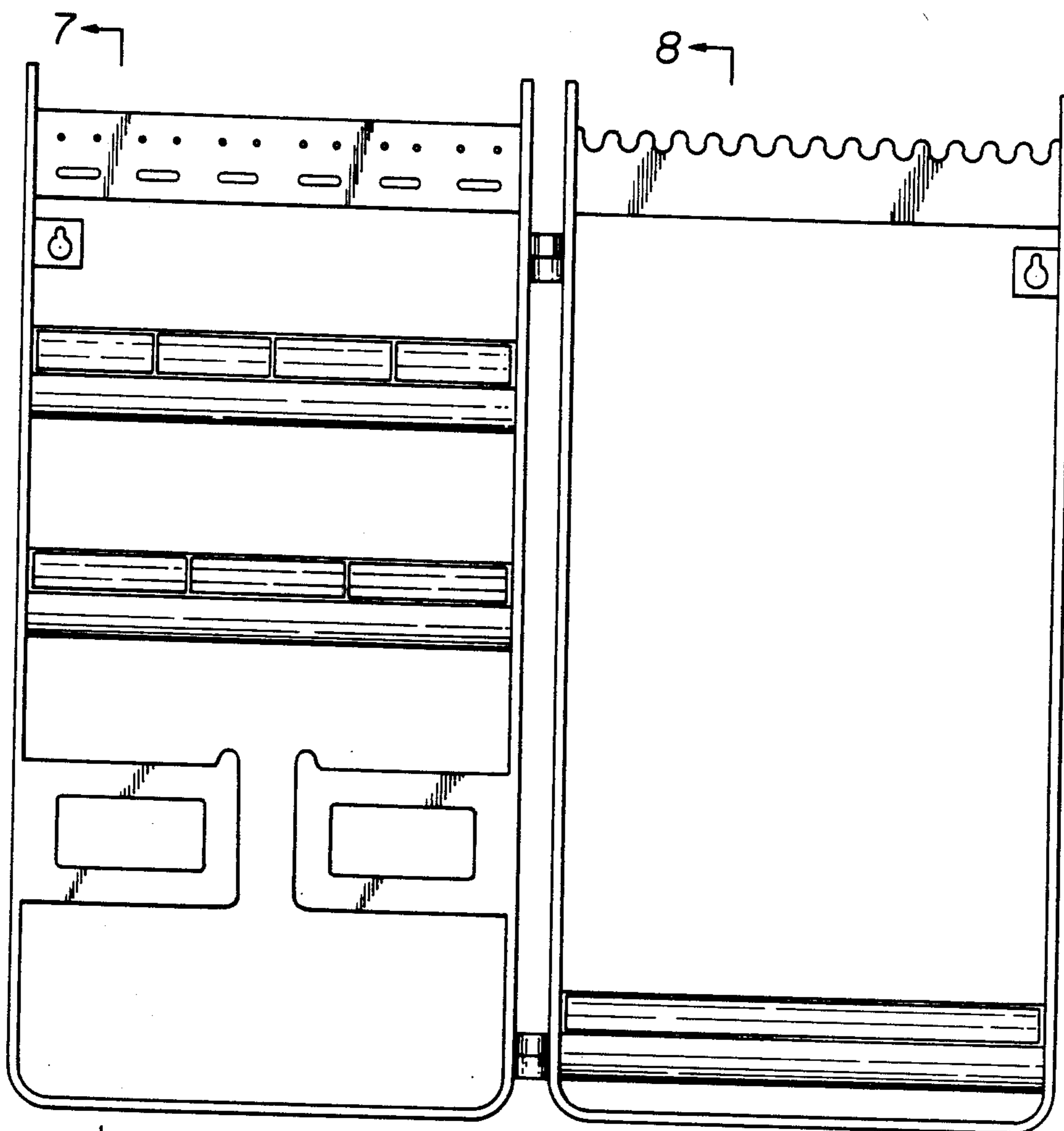


FIG. 2

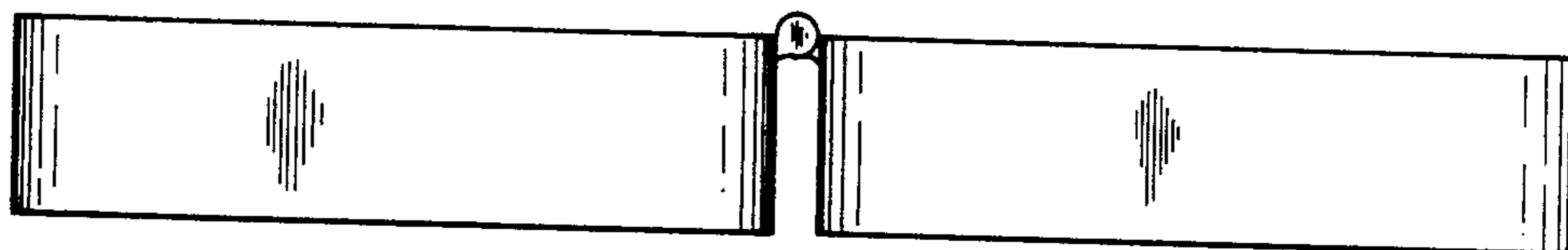


FIG. 3




FIG. 6

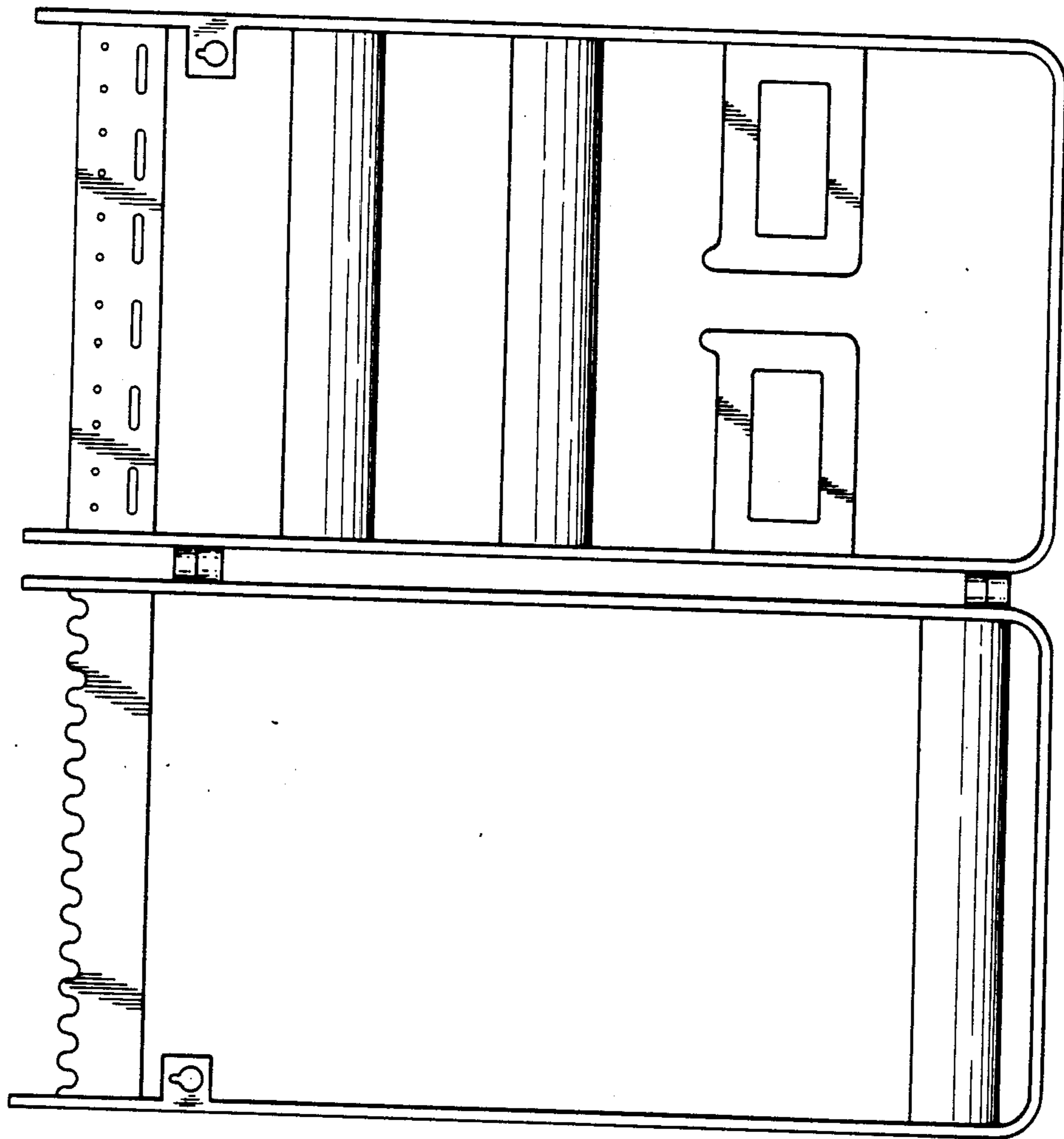


FIG. 4




FIG. 5

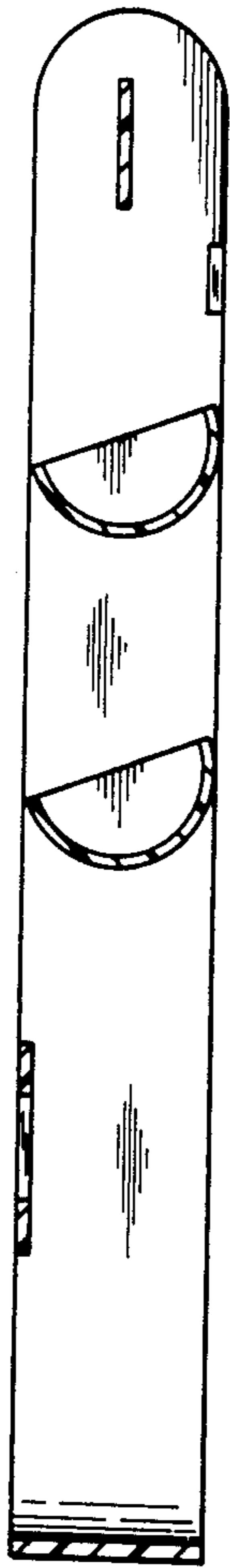


FIG. 7




FIG. 8

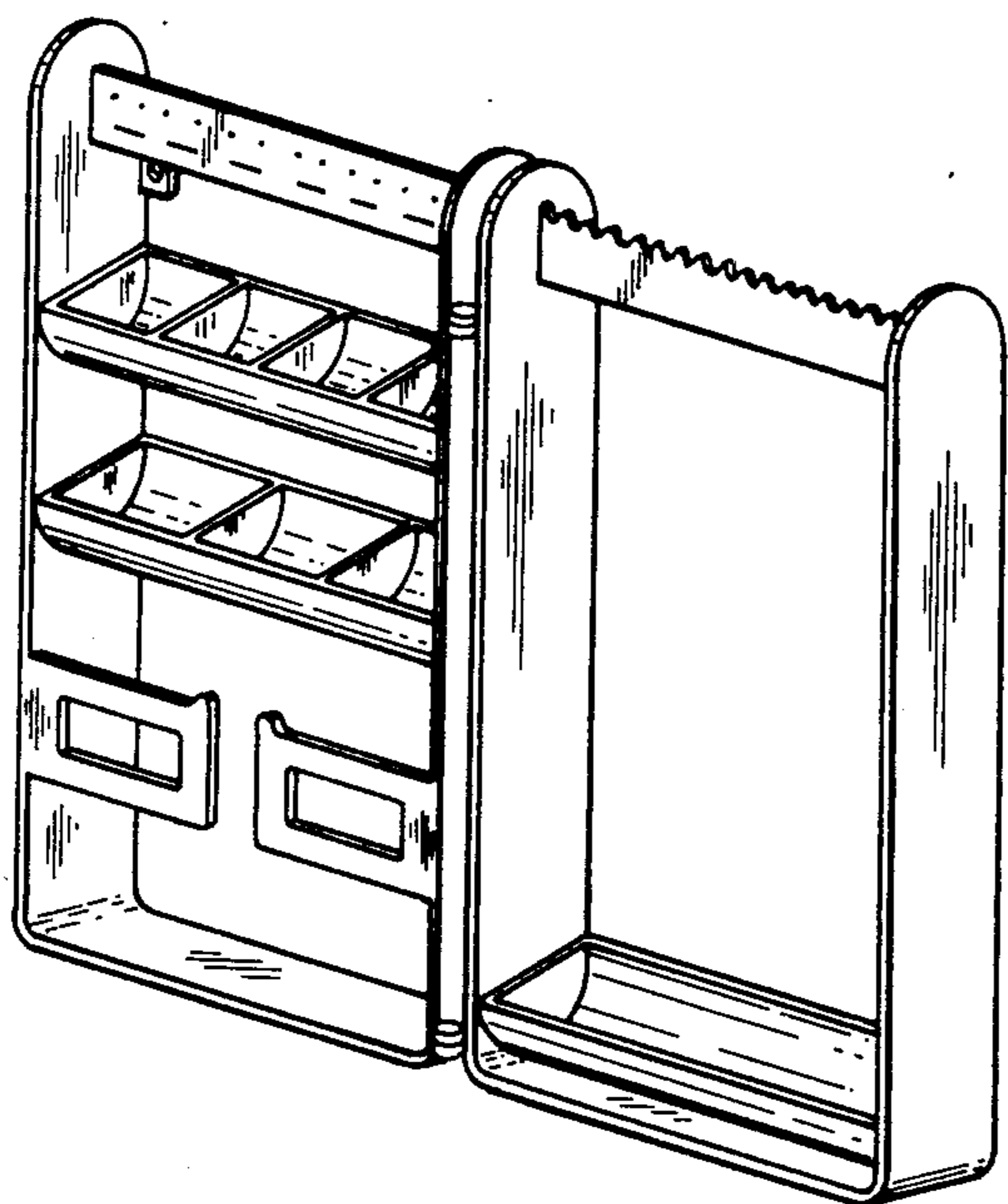


FIG. 9




FIG. 10