

[54] FRONT DOOR FOR A VENDING MACHINE

[75] Inventors: Walter E. Moore, Bel-Nor; Albert K. Grethey, Bridgeton, both of Mo.

[73] Assignee: UMC Industries, Inc., New York, N.Y.

[**] Term: 14 Years

[21] Appl. No.: 700,517

[22] Filed: Jun. 28, 1976

[51] Int. Cl. D20-01

[52] U.S. Cl. D52/3 R

[58] Field of Search D52/3 R, 3 A; 194/2, 194/10; 221/75, 129, 92, 123-126, 131

[56] References Cited

U.S. PATENT DOCUMENTS

D. 155,634	10/1949	Smiley	D52/3 R
D. 190,927	7/1961	Hodgman	D52/3 R
D. 194,065	11/1962	Gran	D52/3 R
D. 209,084	10/1967	Moore	D52/3 R
3,158,246	11/1964	Murphy	221/129 X

OTHER PUBLICATIONS

Vend 7/73 p.15 Vending Machine at right.

Primary Examiner—Nelson C. Holtje

Attorney, Agent, or Firm—Irving Powers

[57] CLAIM

The ornamental design for a front door for a vending machine, substantially as shown and described.

DESCRIPTION

FIG. 1 is a front perspective view of a front door for a vending machine showing our new design;

FIG. 2 is a right side elevational view thereof, the left side being identical thereto;

FIG. 3 is a top plan view thereof, the bottom being identical thereto;

FIG. 4 is an enlarged fragmentary view of the top panel of FIG. 1;

FIG. 5 is an enlarged fragmentary view of the central portion of the lower panel of FIG. 1;

FIG. 6 is an enlarged sectional view of FIG. 1 as taken from line 6-6;

FIG. 7 is an enlarged sectional view of FIG. 1 as taken from line 7-7;

FIG. 8 is an enlarged sectional view of FIG. 1 as taken from line 8-8.

The structure shown in broken lines in FIG. 1 is not part of the new design.

The openings shown in the black area in FIG. 4 do not appear in FIG. 1 because of the small scale of FIG. 1 relative to FIG. 4.




FIG. 1




FIG. 2



FIG. 3




FIG. 4

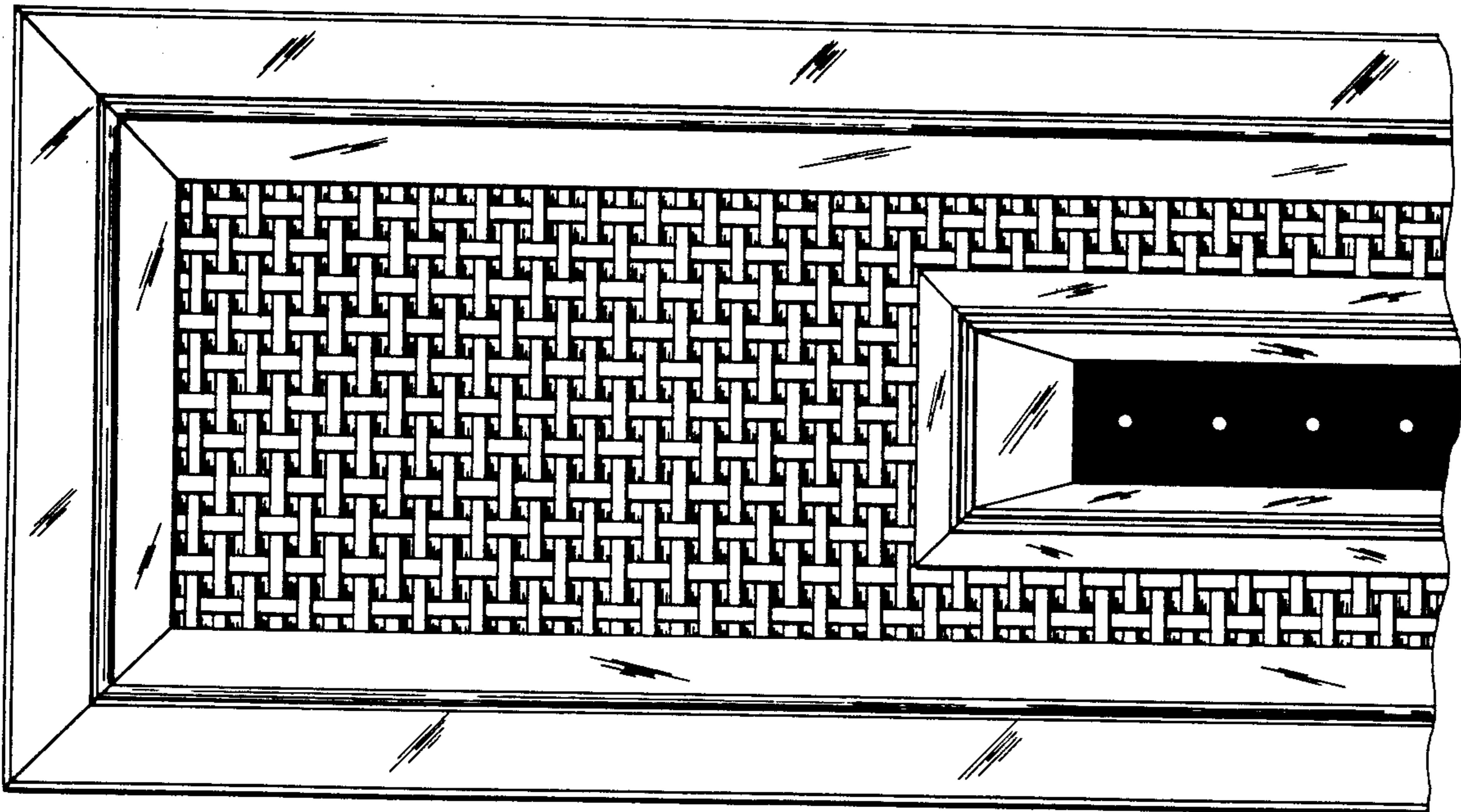


FIG. 5

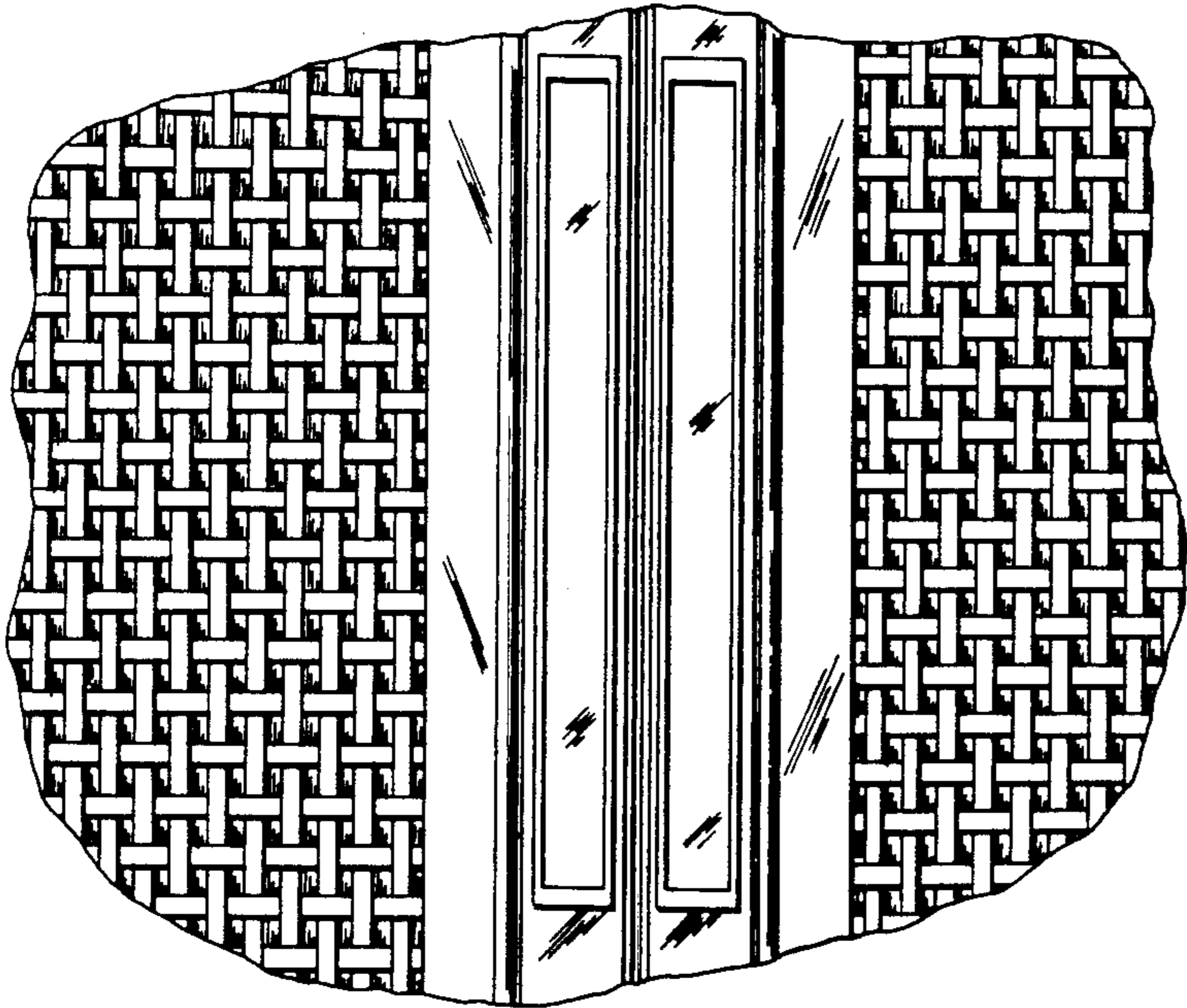


FIG. 6



FIG. 8

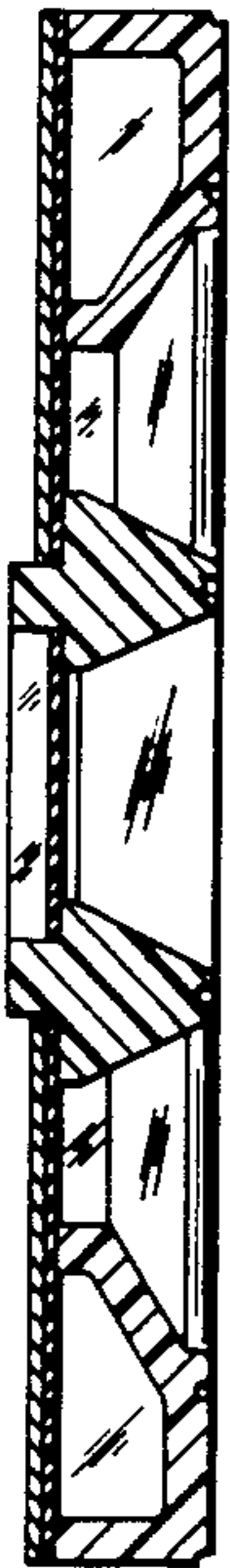


FIG. 7

