

[54] ROOF STRUCTURE  
[75] Inventor: Irwin R. Barr, Lutherville, Md.  
[73] Assignee: AAI Corporation, Cockeysville, Md.  
[\*\*] Term: 14 Years  
[21] Appl. No.: 755,300  
[22] Filed: Dec. 29, 1976  
[51] Int. Cl. .... D25-02  
[52] U.S. Cl. .... D25/56; D25/21;  
D25/33  
[58] Field of Search ..... 126/270, 271; 52/80,  
52/92; D25/1, 17, 18, 20, 21, 22, 27, 33

[56] References Cited

U.S. PATENT DOCUMENTS			
D. 245,338	8/1977	Barr .....	D25/21
3,875,926	4/1975	Frank .....	126/271
3,973,367	8/1976	Johnson et al. ....	52/92 X
4,000,734	1/1977	Matlock .....	126/271

4,004,574	1/1977	Barr .....	126/271
4,020,827	5/1977	Harrigan et al. ....	126/271
4,034,735	7/1977	Waldrip .....	126/270

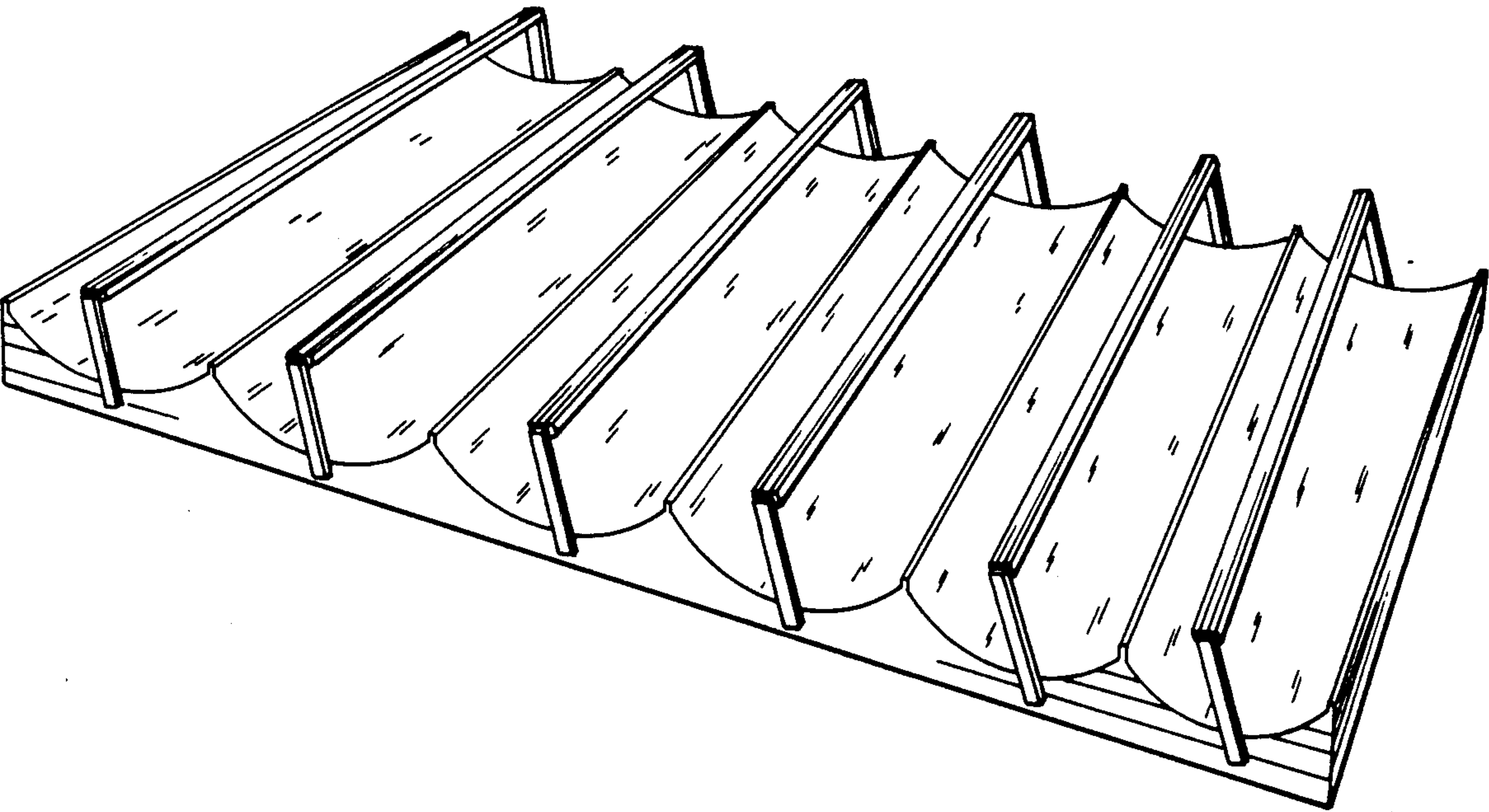
Primary Examiner—A. Hugo Word  
Attorney, Agent, or Firm—Reginald F. Pippin, Jr.

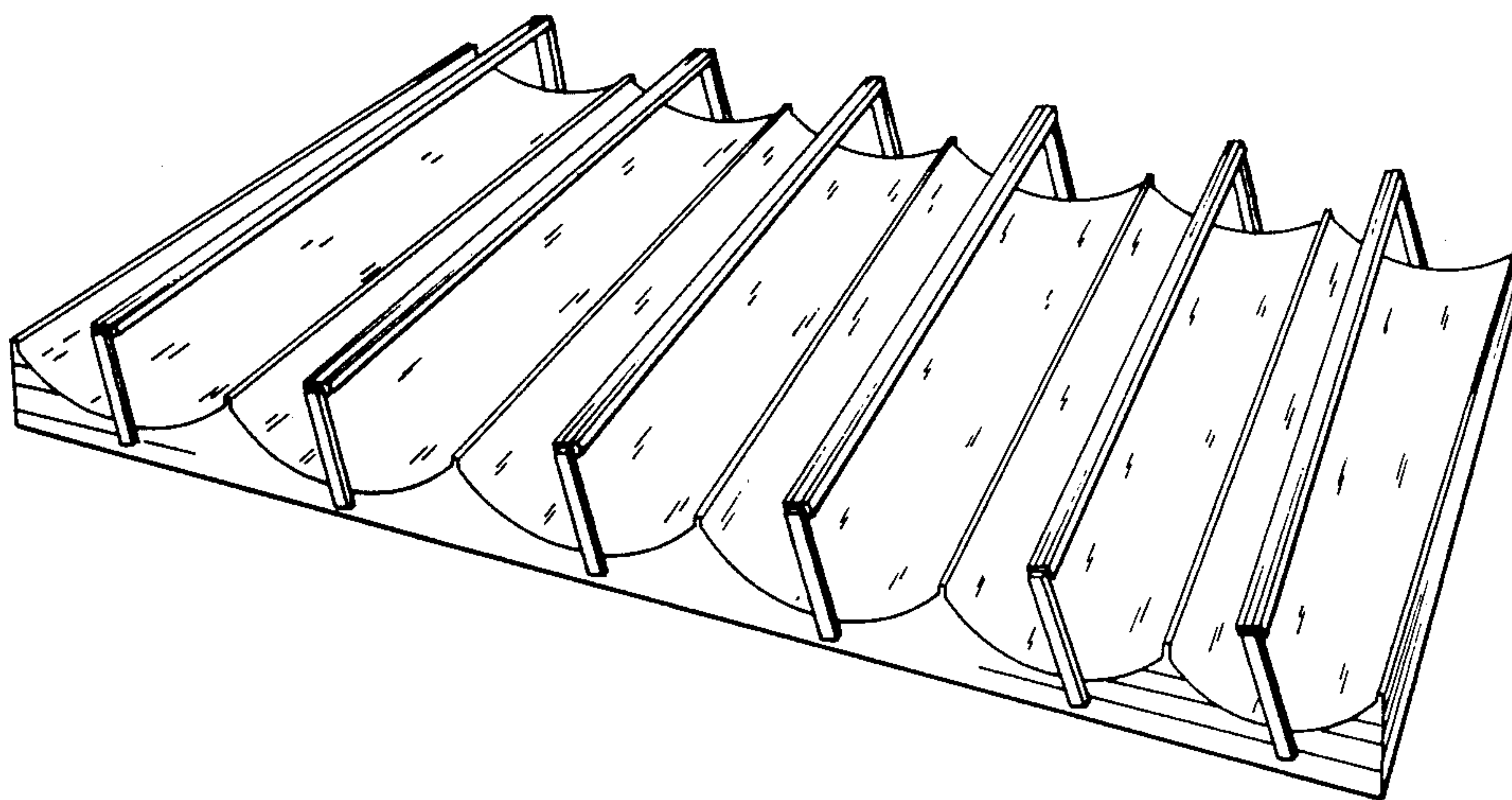
[57] CLAIM

The ornamental design for a roof structure, substantially as shown.

DESCRIPTION

FIG. 1 is a view in perspective of a roof structure according to my invention, and representing a view of what may form the front/side, or rear/side, or vice versa, of such roof structure, but which for ease of description will be designated as a front/side view. FIG. 2 is a plan view of the roof structure of FIG. 1. FIG. 3 is an end elevation view of the roof structure of FIG. 1, according to the illustrative convention adopted for FIG. 1. FIGS. 4 and 5 are opposite side elevation views of the roof structure of FIG. 1.





**FIG. 1**

FIG. 2

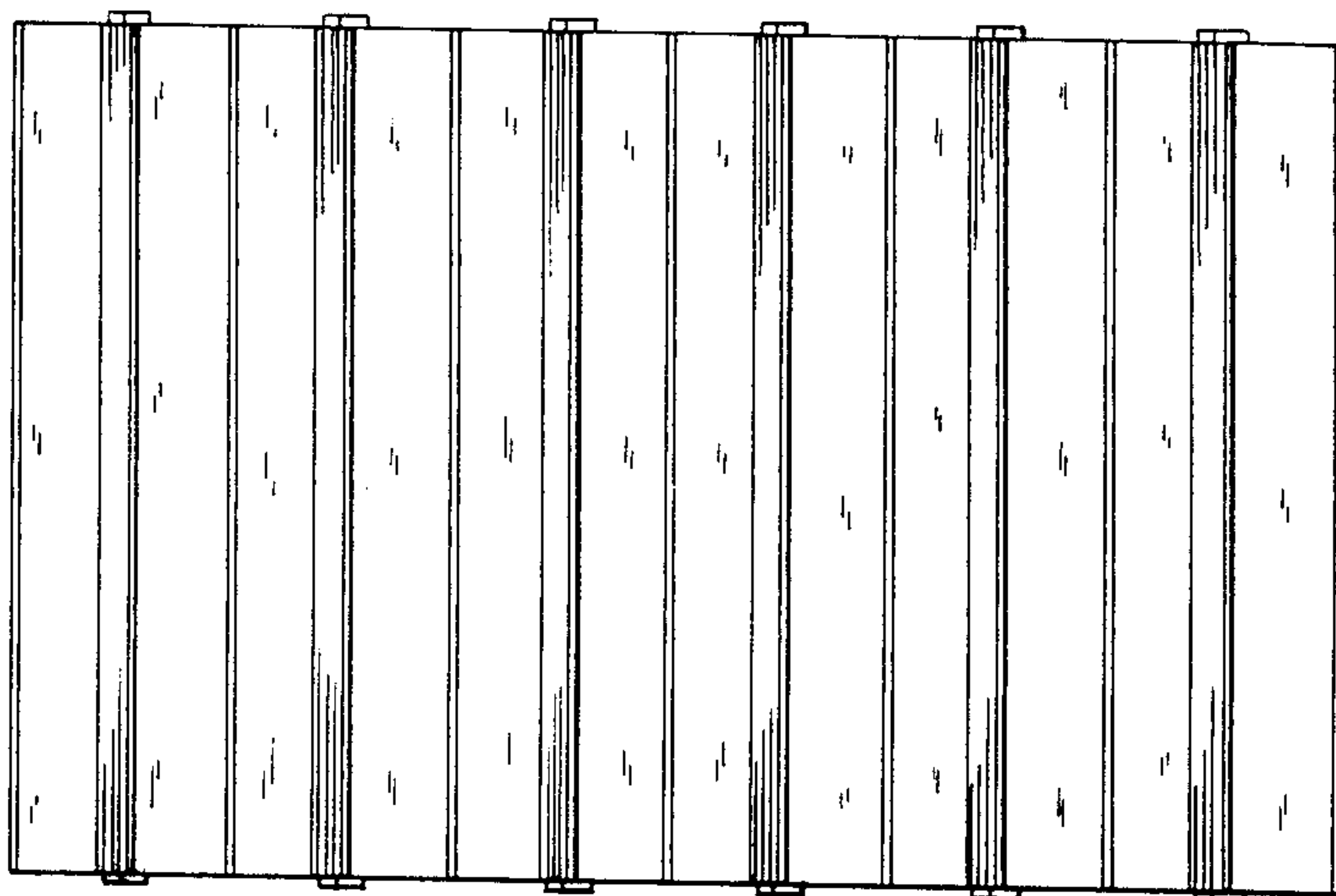


FIG. 3



FIG. 4




FIG. 5

