

[54] BUILDING STRUCTURE

[75] Inventor: Irwin R. Barr, Lutherville, Md.

[73] Assignee: AAI Corporation, Cockeysville, Md.

[\*\*] Term: 14 Years

[21] Appl. No.: 755,324

[22] Filed: Dec. 29, 1976

[51] Int. Cl. .... D25-03

[52] U.S. Cl. .... D25/21; D25/33; D25/56

[58] Field of Search ..... 126/270, 271; 52/80, 52/92; D25/1, 17, 18, 20, 21, 22, 27, 33

[56] References Cited

U.S. PATENT DOCUMENTS

D. 245,338	8/1977	Barr	D25/21
3,875,926	4/1975	Frank	126/271
3,973,367	8/1976	Johnson et al.	52/92 X
4,000,734	1/1977	Matlock	126/271
4,004,574	1/1977	Barr	126/271

4,020,827	5/1977	Harrigan et al.	126/271
4,034,735	7/1977	Waldrip	126/270

Primary Examiner—A. Hugo Word  
Attorney, Agent, or Firm—Reginald F. Pippin, Jr.

[57] CLAIM

The ornamental design for a building structure, substantially as shown.

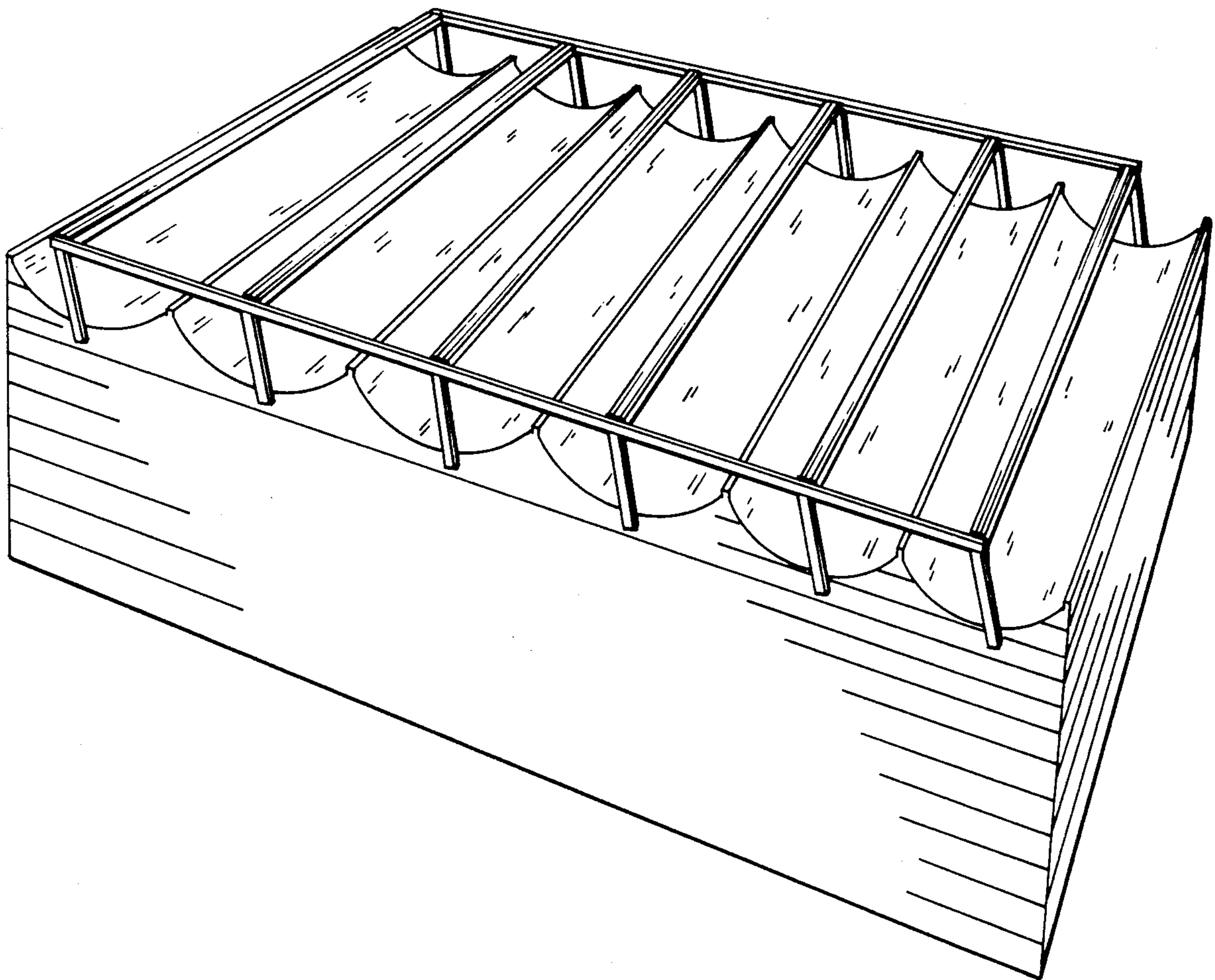
DESCRIPTION

FIG. 1 is a view in perspective of a building structure according to my invention, and representing a view of what may form the front/side, or rear/side, or vice versa, of such building structure, but which for ease of description will be designated as a front/side view.

FIG. 2 is a plan view of the building structure of FIG. 1.

FIG. 3 is an end elevation view of the building structure of FIG. 1, according to the illustrative convention adopted for FIG. 1.

FIGS. 4 and 5 are opposite side elevation views of the building structure of FIG. 1.



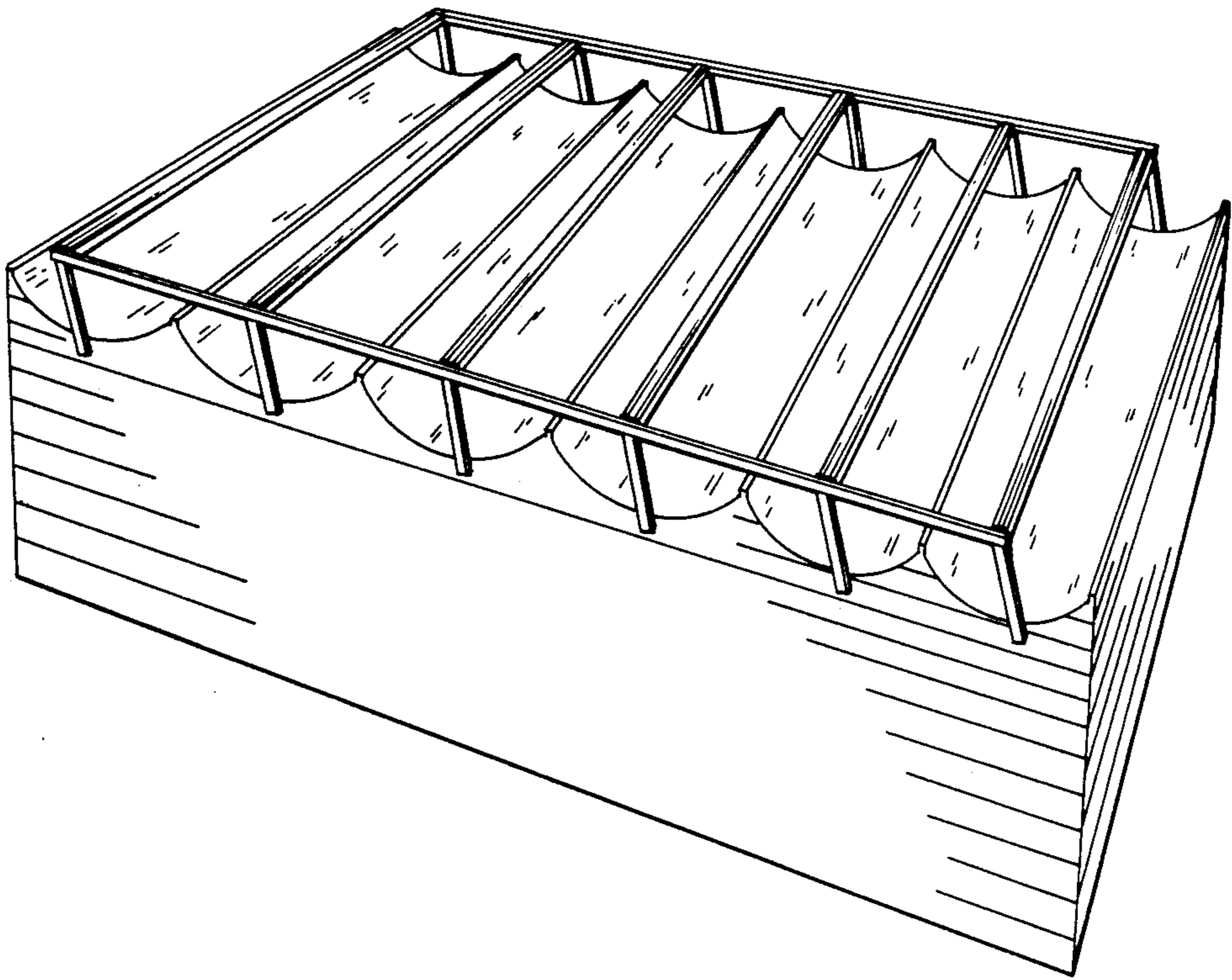


FIG. 1

FIG. 2

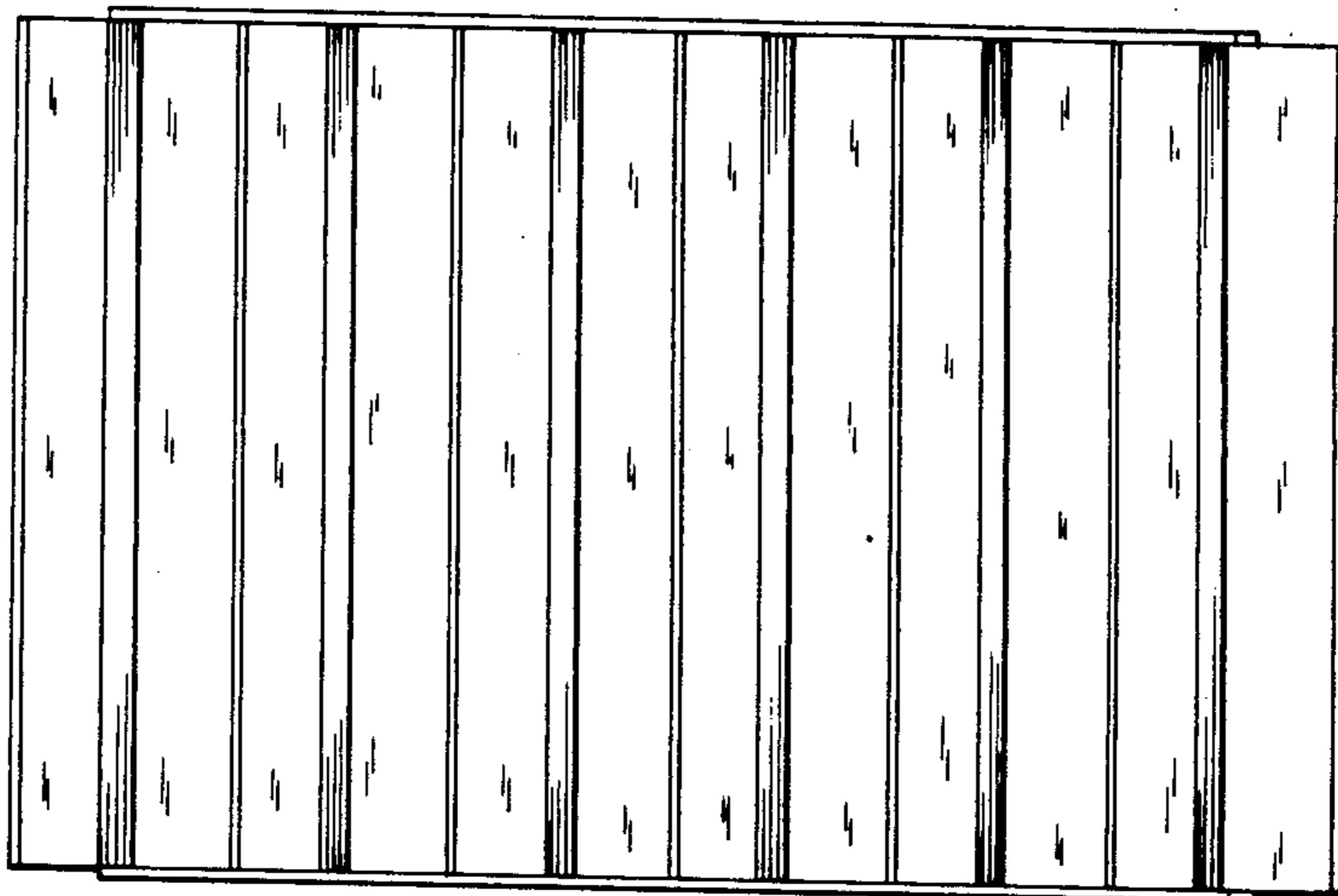


FIG. 3

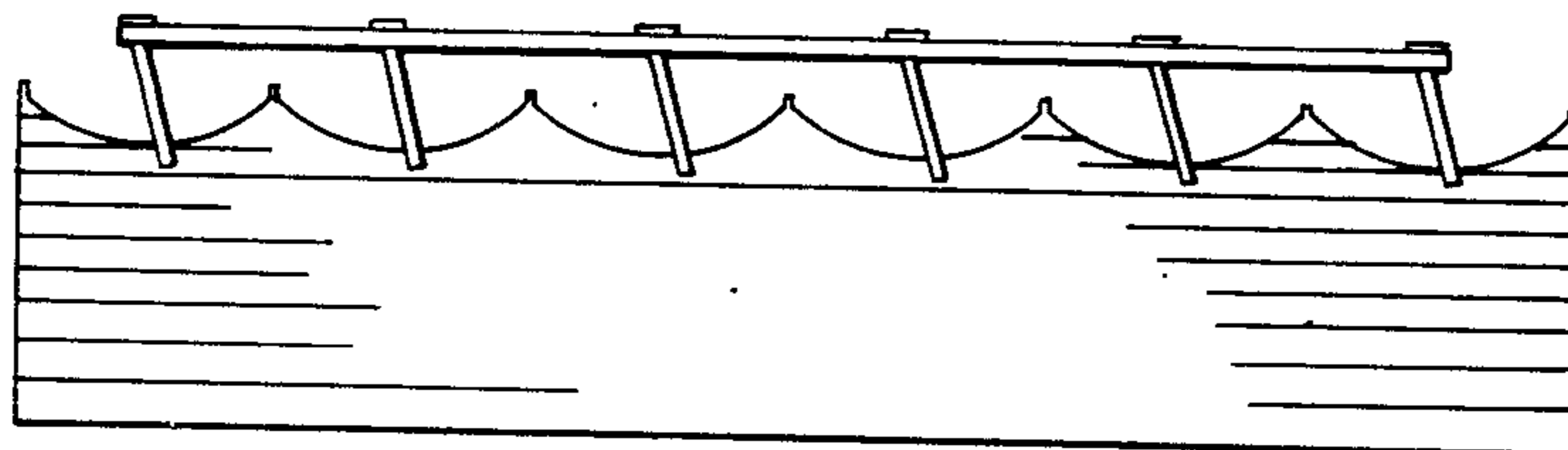


FIG. 4




FIG. 5

