

[54] **KEYBOARD FOR ELECTRONIC APPARATUS**

[75] Inventor: **Richard Joseph Olson, Webster, N.Y.**

[73] Assignee: **Eastman Kodak Company, Rochester, N.Y.**

[\*\*] Term: **14 Years**

[21] Appl. No.: **802,107**

[22] Filed: **May 31, 1977**

[51] Int. Cl. .... **D14-02**

[52] U.S. Cl. .... **D14/40**

[58] Field of Search ..... **D14/40, 41, 42, 43, D14/44, 45, 46, 47, 49, 50, 51; 200/5 A; 235/145 R; D64/11 B, 11 C, 11 R**

[56] **References Cited**

**U.S. PATENT DOCUMENTS**

D. 240,633 7/1976 Haufler et al. .... D14/42

*Primary Examiner*—Susan J. Lucas  
*Attorney, Agent, or Firm*—Dennis R. Arndt

[57] **CLAIM**

The ornamental design for a keyboard for electronic apparatus, as shown and described.

**DESCRIPTION**

FIG. 1 is a perspective view of a keyboard for electronic apparatus showing my new design;

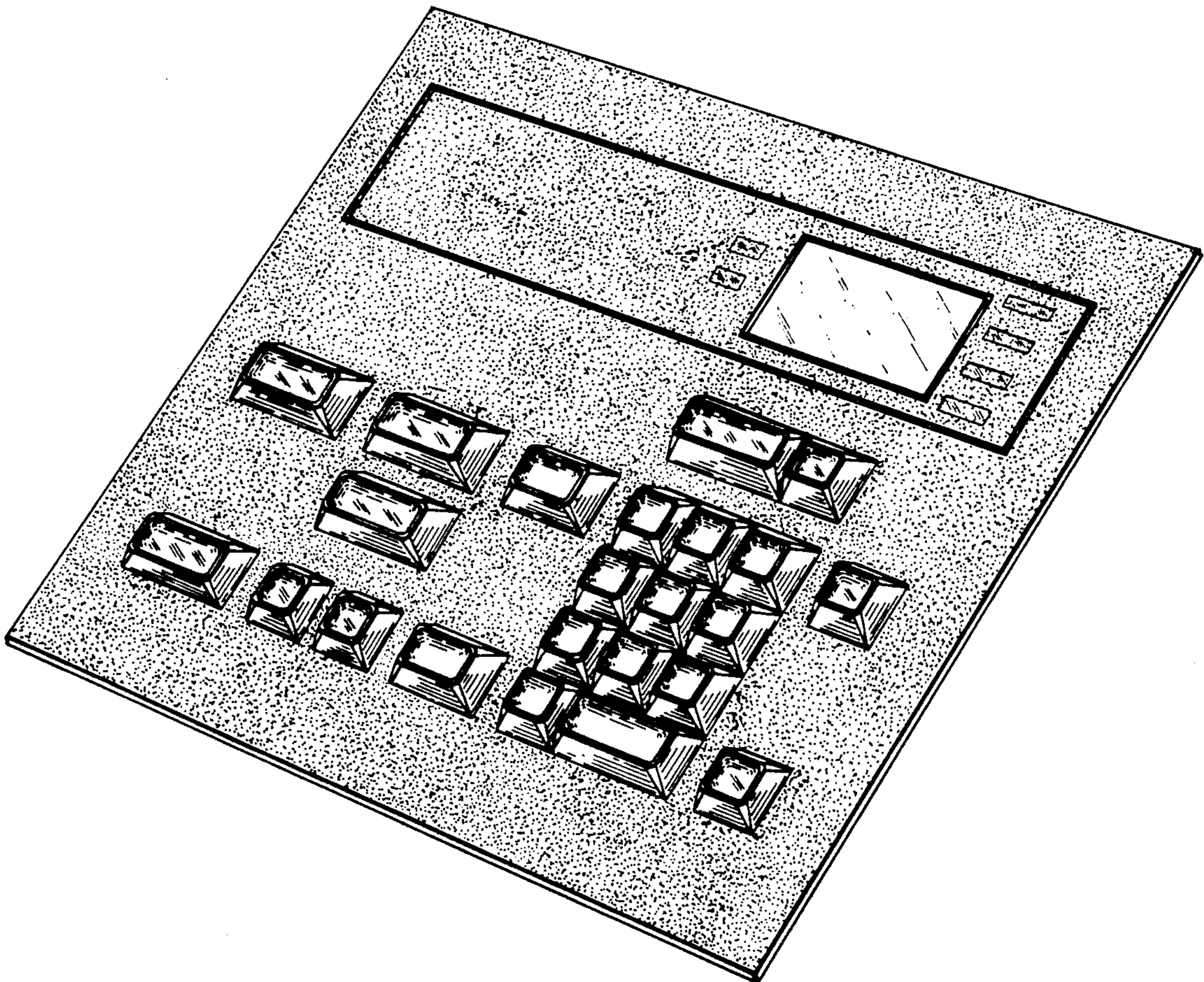
FIG. 2 is a top plan view thereof;

FIG. 3 is a front elevational view thereof;

FIG. 4 is a rear elevational view thereof;

FIG. 5 is a left side elevational view thereof;

FIG. 6 is a right side elevational view thereof.



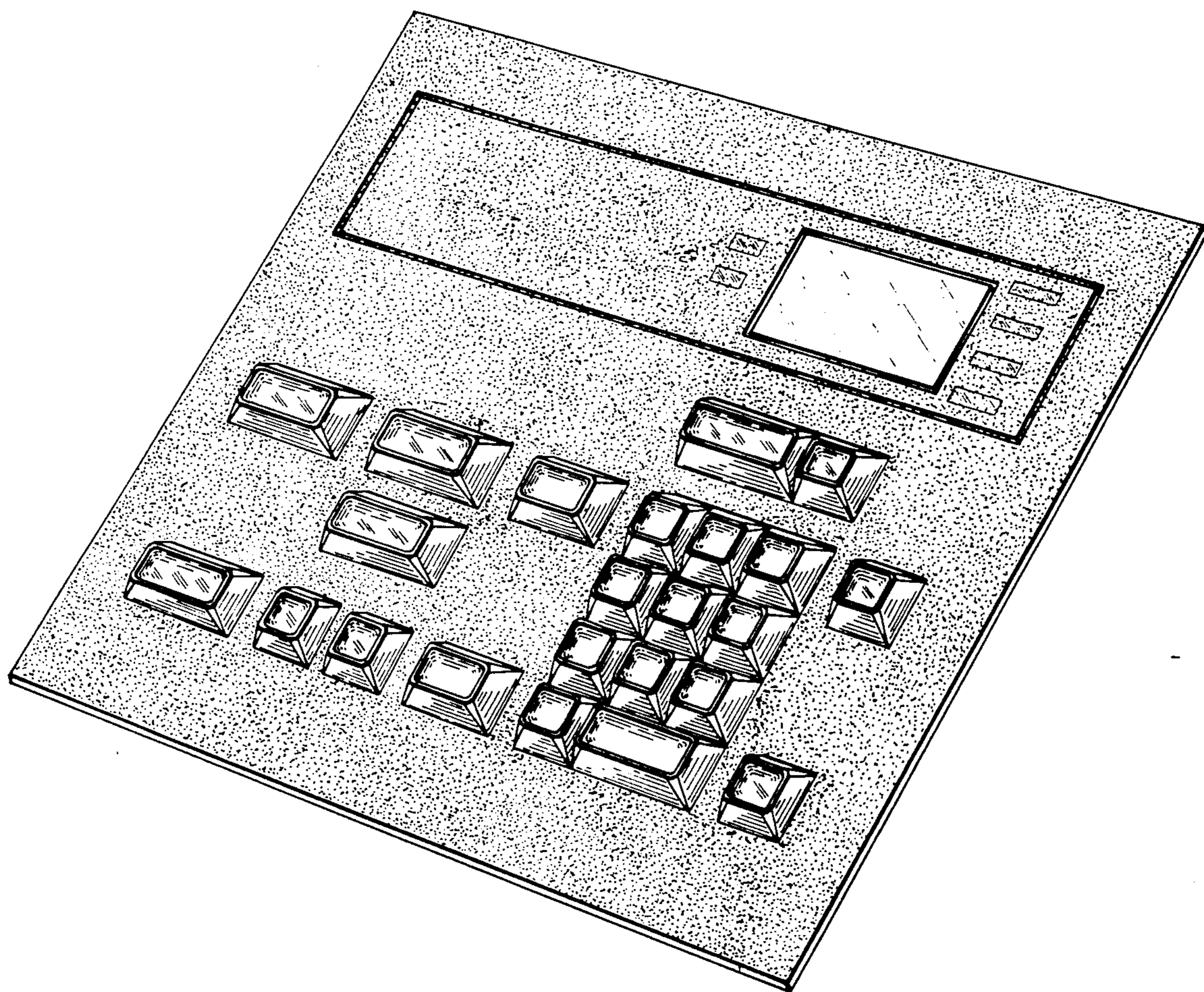


FIG. 1

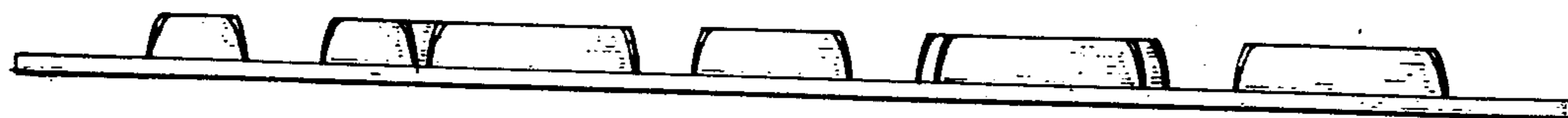


FIG. 4




FIG. 2



FIG. 3



FIG. 5



FIG. 6