

[54] ICE BUCKET

[76] Inventor: Earl G. Forsberg, 761 Morosgo Dr., NE., Apt. 6, Atlanta, Ga. 30324

[\*\*] Term: 14 Years

[21] Appl. No.: 852,180

[22] Filed: Nov. 16, 1977

Related U.S. Application Data

[63] Continuation-in-part of Ser. No. 719,210, Aug. 31, 1976, abandoned.

[51] Int. Cl. .... D7-01  
[52] U.S. Cl. .... D7/78; D7/5  
[58] Field of Search ..... D7/78, 77, 76, 5, 41, D7/70, 16, 17, 18, 23, 3, 79, 80, 81; D9/170, 195, 205

[56] References Cited

U.S. PATENT DOCUMENTS

D. 93,478	10/1934	Hendrich .....	D6/147
D. 97,308	10/1935	Sledge, Jr. ....	D7/23
D. 192,476	3/1962	Hauser .....	D9/170 X
1,605,628	11/1926	Walstrom .....	D9/170 X

OTHER PUBLICATIONS

House & Garden, May, 1972, p. 201, Gorham Silver Mini-Tub shown.  
Kraftware Corp., Cat., p. 3, Bar Tub #154, (With Ice & Bottles), bottom left.  
The Game Room, Cat., p. 14, Item #6948, bottom left, Lucite Ice Bucket, Lid Fashioned with Permanent Cubes.

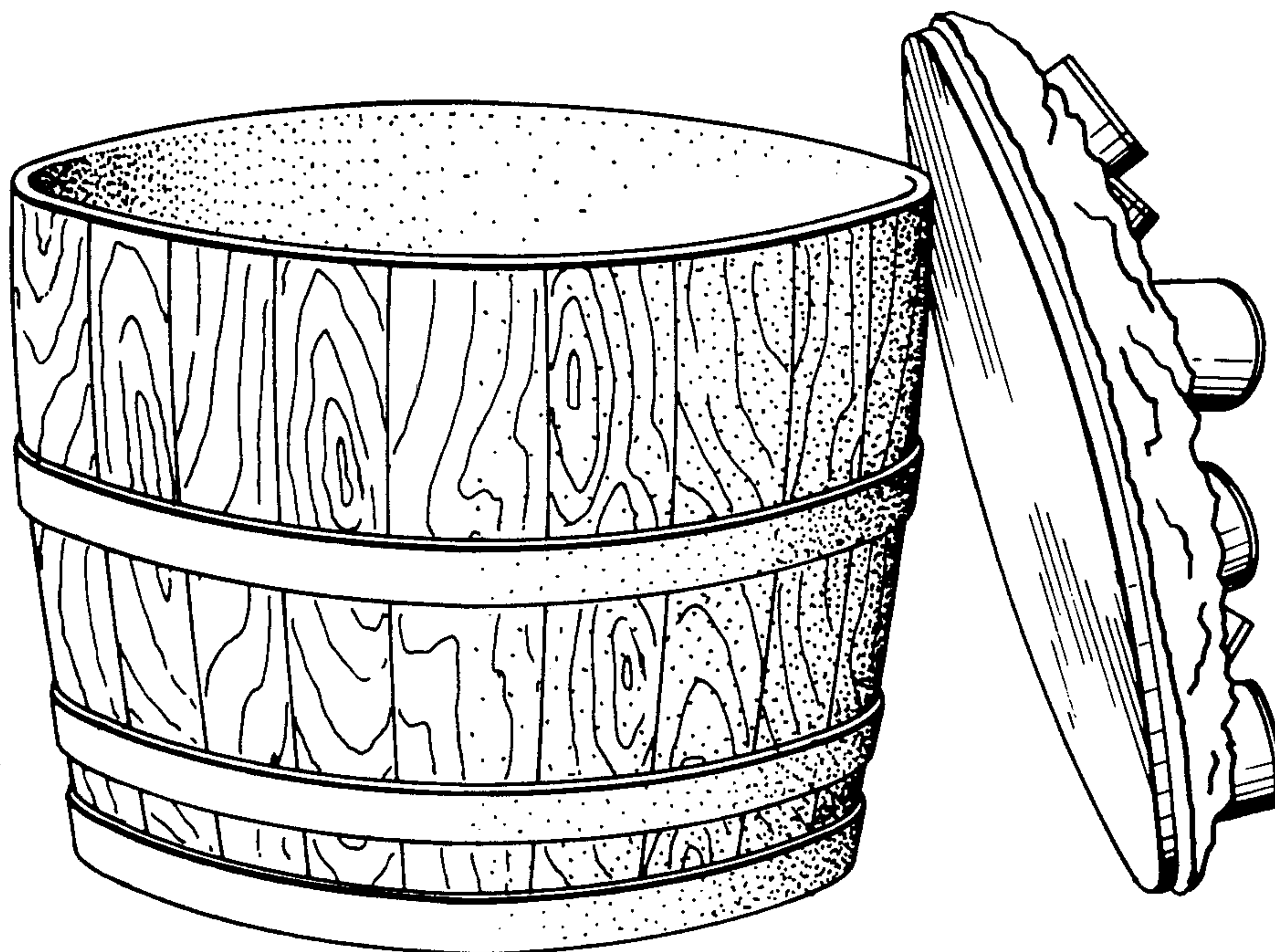
Primary Examiner—Winifred E. Herrmann  
Attorney, Agent, or Firm—Joseph A. DeGrandi

[57] CLAIM

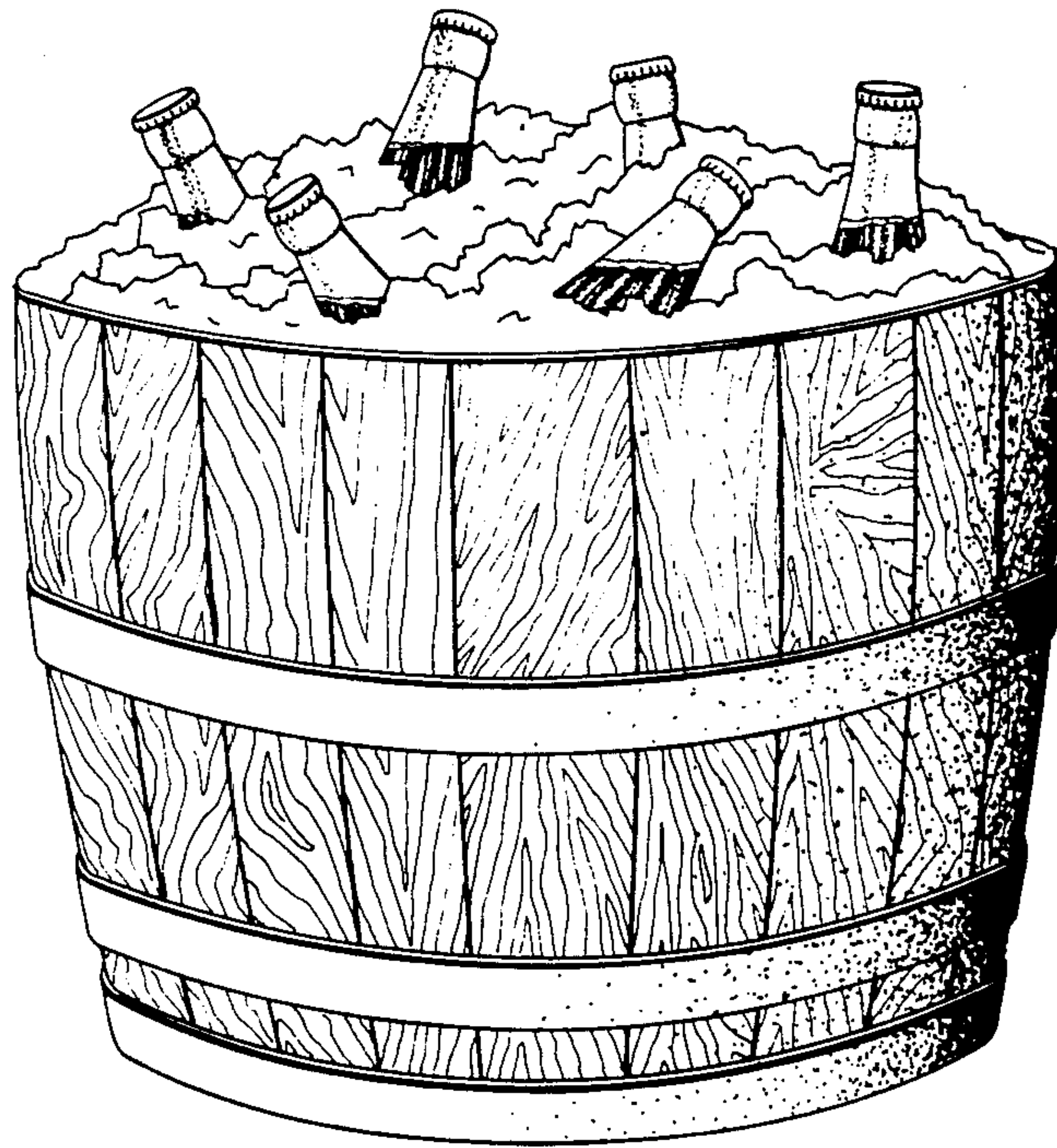
The ornamental design for an ice bucket, substantially as shown and described.

DESCRIPTION

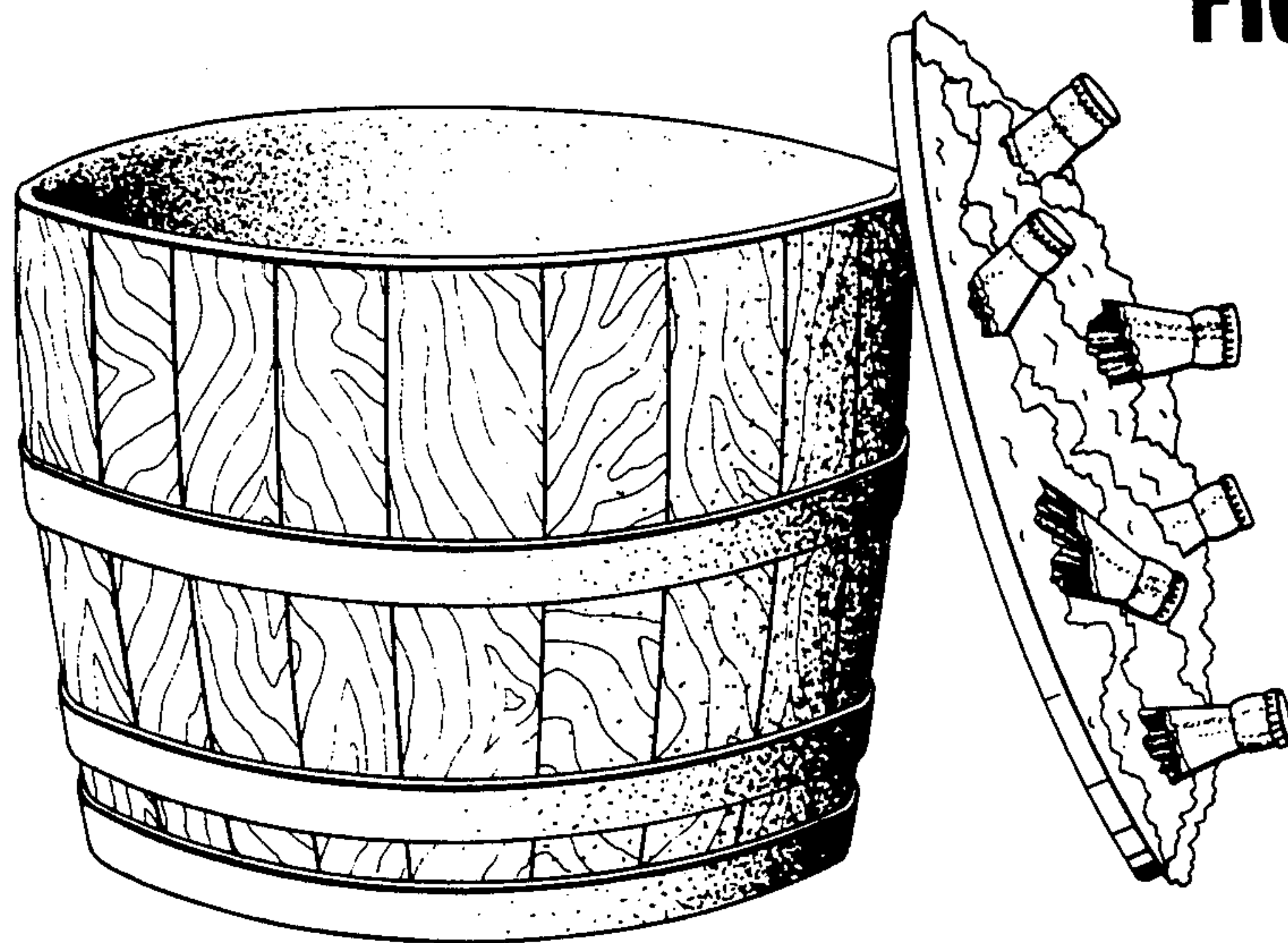
FIG. 1 is a perspective view of an ice bucket showing my new design.  
FIG. 2 is a view similar to FIG. 1, showing the cover in a position removed from the body of the ice bucket.  
FIG. 3 is a perspective view of an ice bucket showing a second embodiment of my new design; and  
FIG. 4 is a view of the ice bucket of FIG. 3 showing the cover in a position removed from the base of the ice bucket.  
The side of the ice bucket not shown is substantially the same as the side shown. The bottom of the ice bucket is substantially plain and unornamented.



**FIG 1**

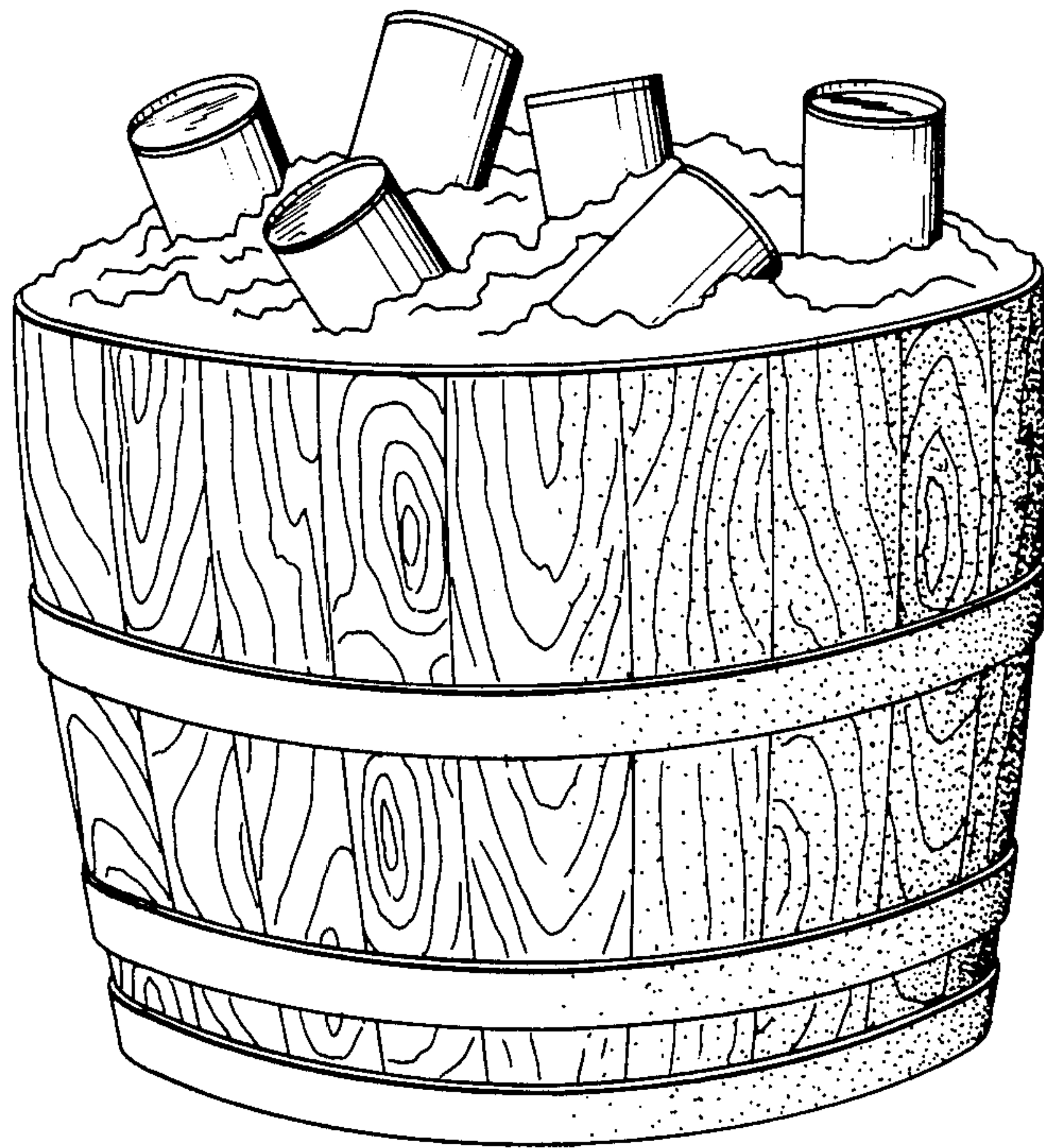


**FIG 2**





**FIG. 3**



**FIG. 4**

