

[54] **COMBINED MEMO PAD HOLDER,  
 CALENDAR HOLDER AND PEN HOLDER,  
 OR THE LIKE**

[76] **Inventor: Lawrence C. Mattera, 2828 Upshube  
 St., #212, San Diego, Calif. 92106**

[\*\*] **Term: 14 Years**

[21] **Appl. No.: 767,890**

[22] **Filed: Feb. 11, 1977**

[51] **Int. Cl. .... D19-02**

[52] **U.S. Cl. .... D19/22; D19/23;  
 D19/78; D19/87; D19/92**

[58] **Field of Search .... D19/20-23,  
 D19/65, 75, 77-79, 81, 84, 85, 86-87, 92;  
 211/69.9**

[56] **References Cited**

**U.S. PATENT DOCUMENTS**

D. 43,497	2/1913	Dear .....	D19/86
D. 75,658	6/1928	Seaton .....	D19/22
D. 161,864	2/1951	O'Donnell, Jr. ....	D19/87
D. 193,431	8/1962	Newton .....	D19/22

D. 211,218	5/1968	Gafford .....	D19/21
2,242,296	5/1941	Fraser .....	211/69.9

*Primary Examiner*—Joel Stearman  
*Assistant Examiner*—George P. Word  
*Attorney, Agent, or Firm*—Don B. Finkelstein

[57] **CLAIM**

The ornamental design for a combined memo pad holder, calendar holder and pen holder, or the like, substantially as shown and described.

**DESCRIPTION**

FIG. 1 is a perspective view of a combined memo pad holder, calendar holder and pen holder showing my new design;

FIG. 2 is a right side elevational view thereof;

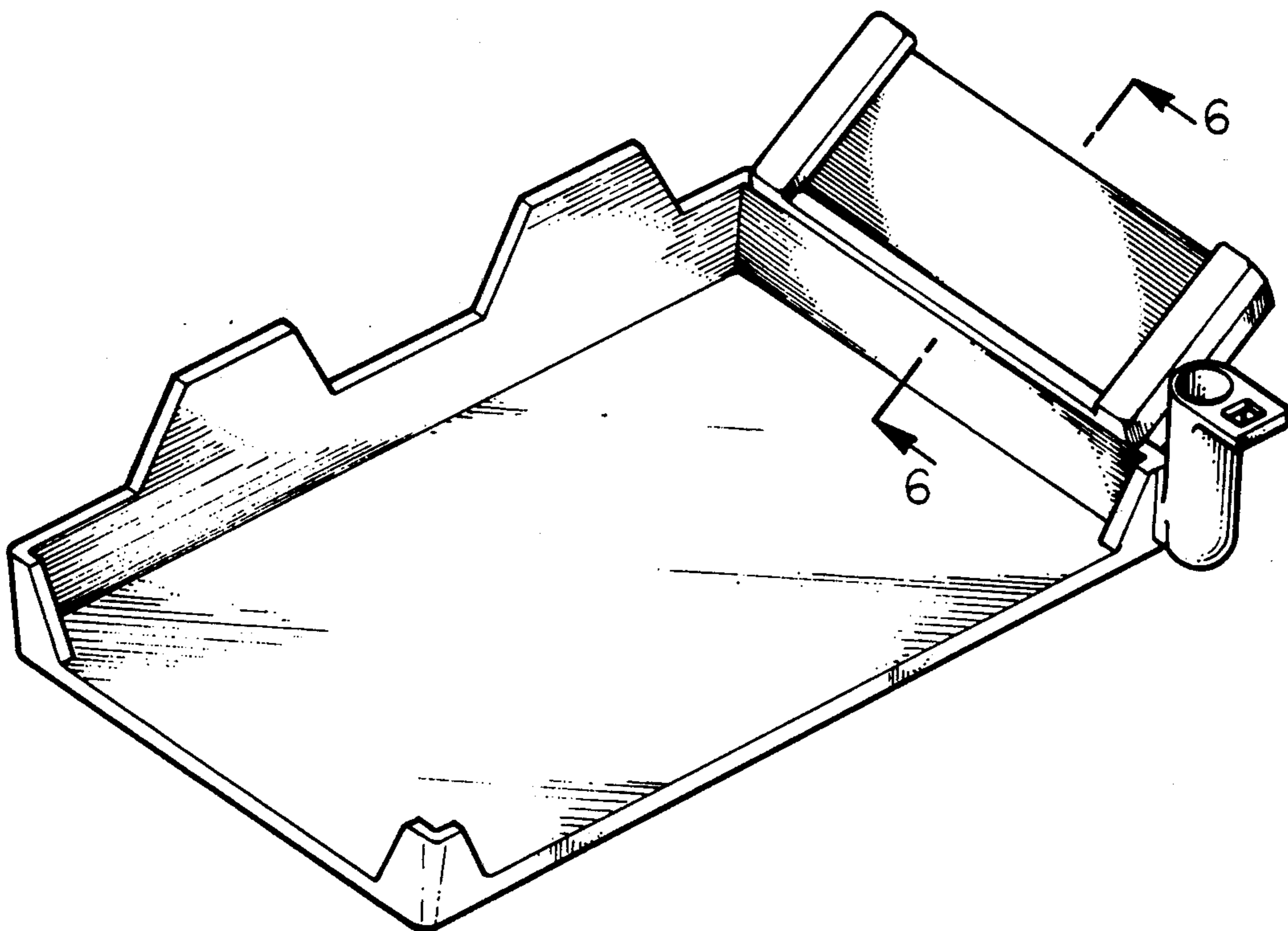
FIG. 3 is a left side elevational view thereof showing the attachment means, utilized for attachment to a telephone, or the like;

FIG. 4 is a bottom plan view thereof;

FIG. 5 is a rear elevational view;

FIG. 6 is a fragmentary cross-sectional view taken along line 6-6 of FIG. 1; and

FIG. 7 is an enlarged scale fragmentary cross-sectional view taken along line 7-7 of FIG. 2.



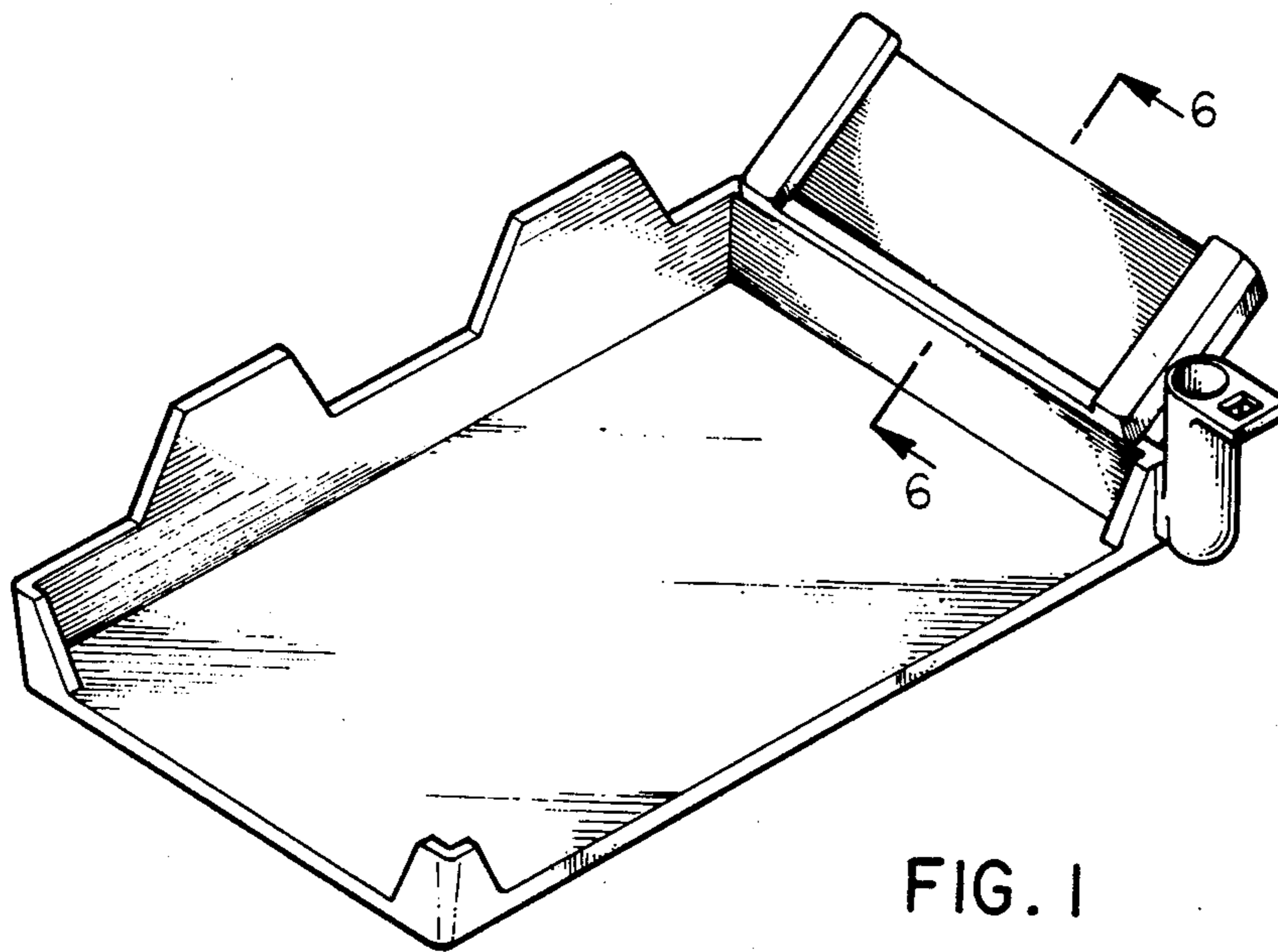
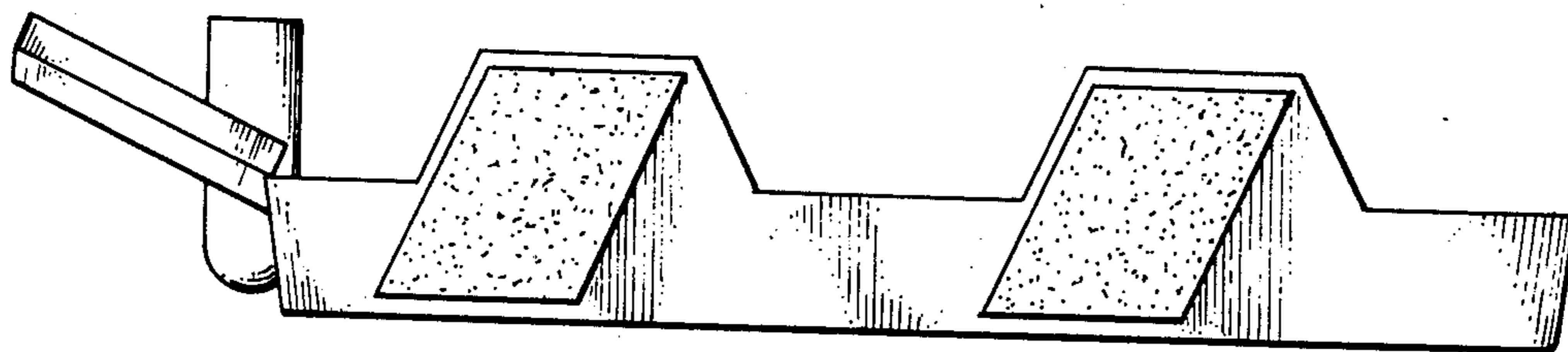
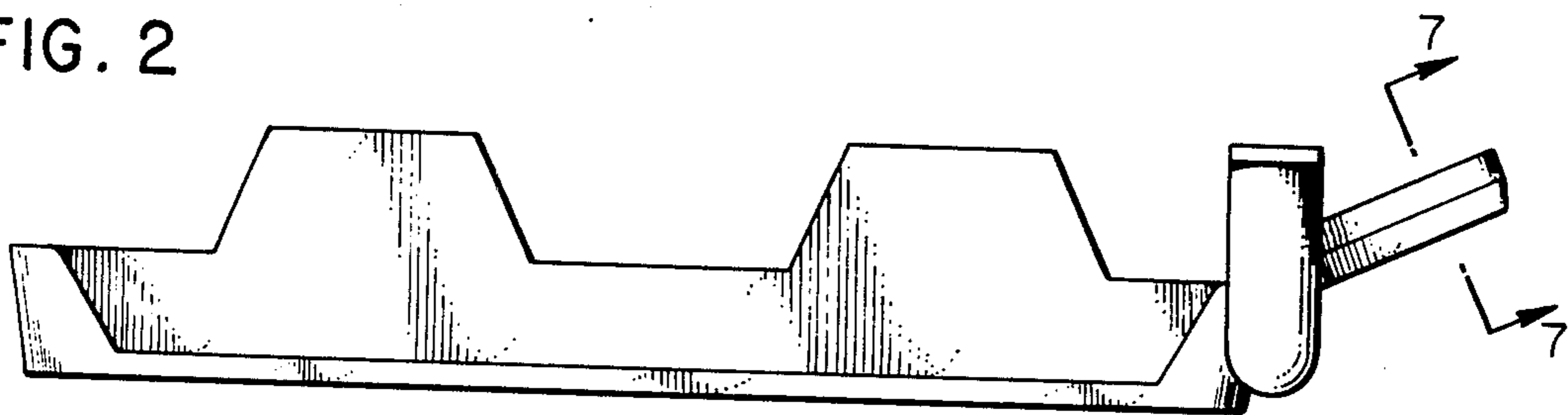


FIG. 2



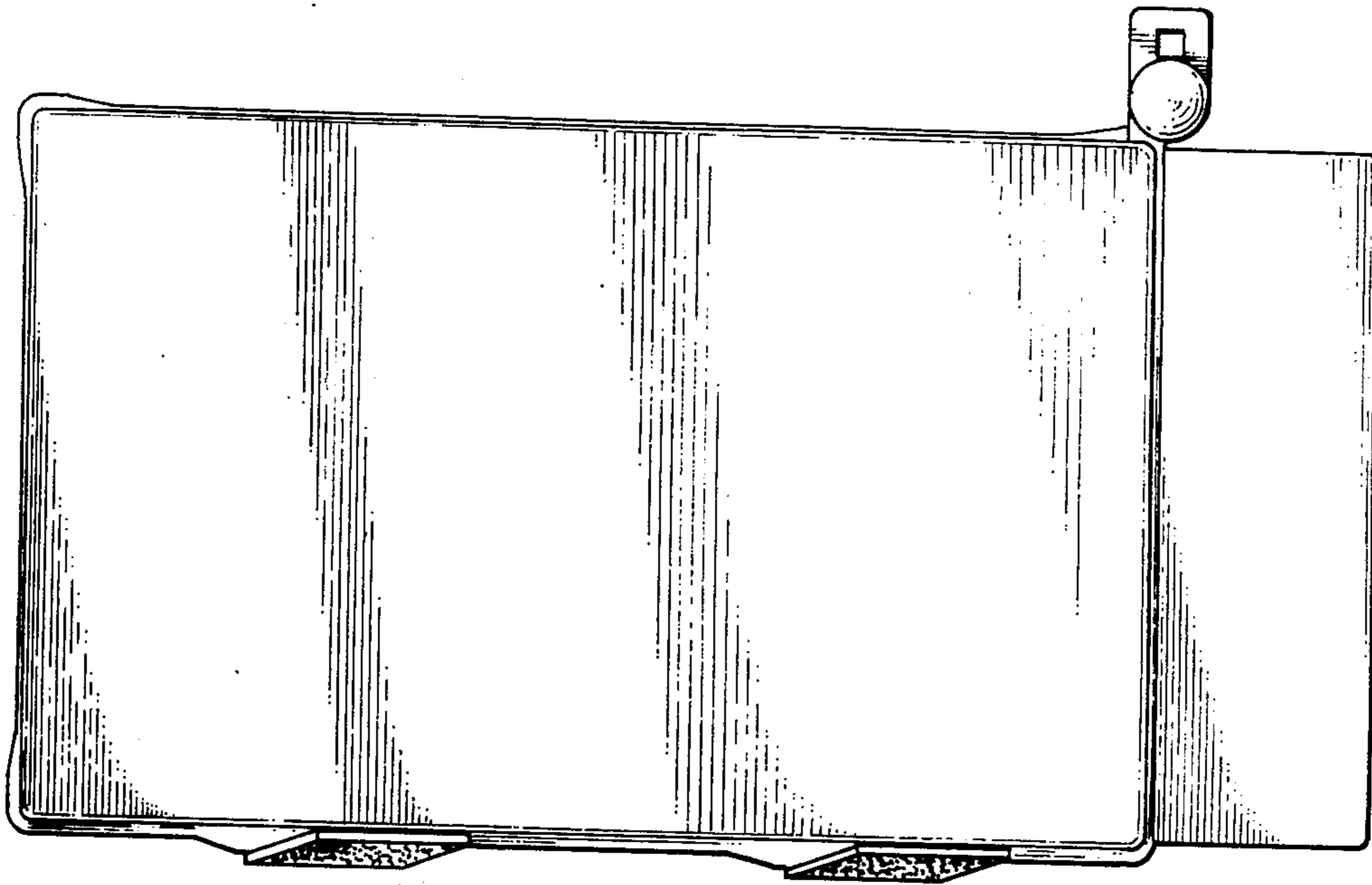


FIG. 4




FIG. 5




FIG. 6



FIG. 7