

[54] SPORTS NET HEIGHT GAUGE

[76] Inventor: Nina H. Webb, 5 Stephanie La., South, Darien, Conn. 06820

[\*\*] Term: 14 Years

[21] Appl. No.: 725,921

[22] Filed: Oct. 6, 1976

[51] Int. Cl. .... D10-04

[52] U.S. Cl. .... D10/70; D10/61 X; D10/64 X; 273/29 BA X

[58] Field of Search .... D10/70, 71, 64; 33/137 R; 273/29 R, 29 BA, 29 BD

[56] References Cited

U.S. PATENT DOCUMENTS

183,755	10/1876	Eckles	33/137 R
494,913	4/1893	Booth	273/29 BA
1,159,025	11/1915	Hess	33/178 B
1,551,100	8/1925	Graham	273/29 BA

2,064,725 12/1936 Harrie ..... 33/137 R

FOREIGN PATENT DOCUMENTS

2,439 of 1902 United Kingdom ..... 24/8

Primary Examiner—Nelson C. Holtje

Attorney, Agent, or Firm—Ronald J. St. Onge

[57] CLAIM

The ornamental design for a sports net height gauge, substantially as shown and described.

DESCRIPTION

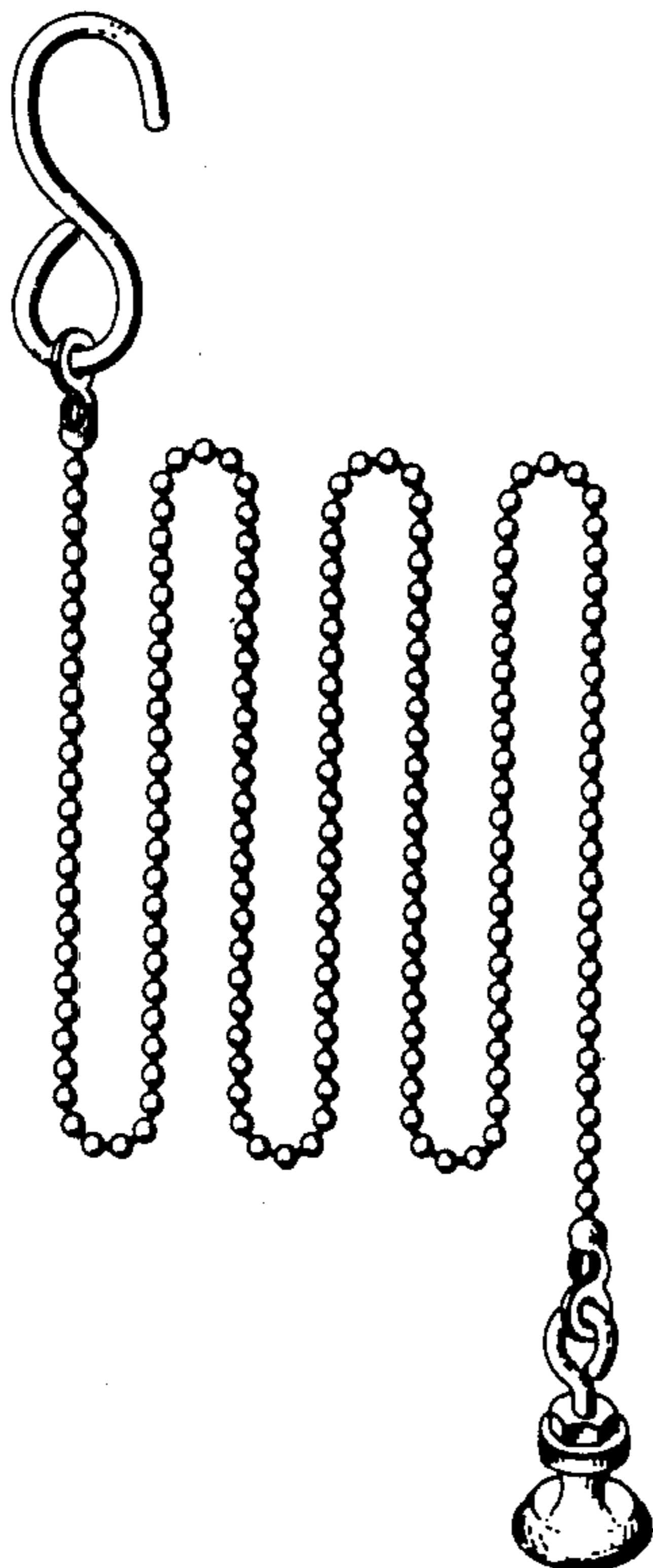
FIG. 1 is a top, front and side perspective view of a sports net height gauge showing my new design in a multi-folded condition for ease of illustration;

FIG. 2 is a front elevational view thereof in the extended position on a reduced scale;

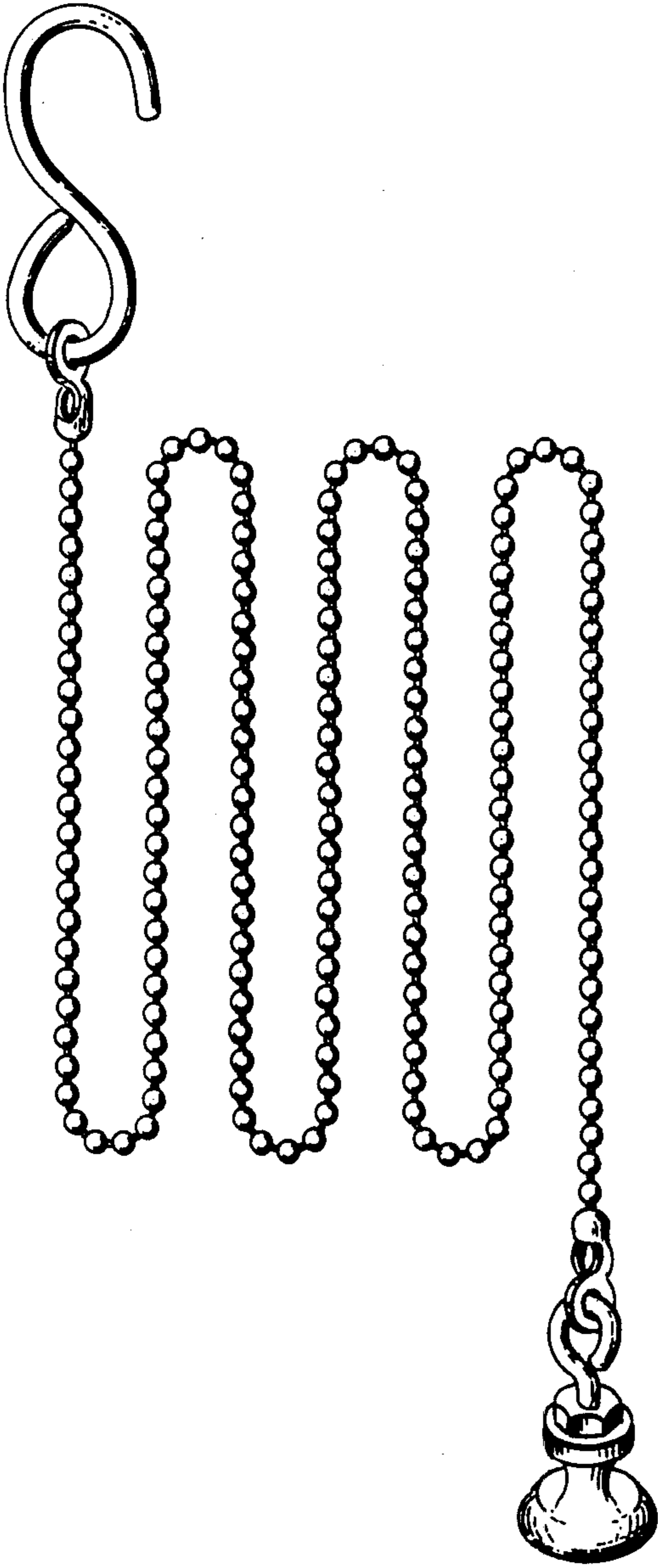
FIG. 3 is a rear elevational view thereof in the extended position on a reduced scale;

FIG. 4 is an extended top plan view thereof;

FIG. 5 is an extended bottom plan view thereof.



*Fig. 1.*



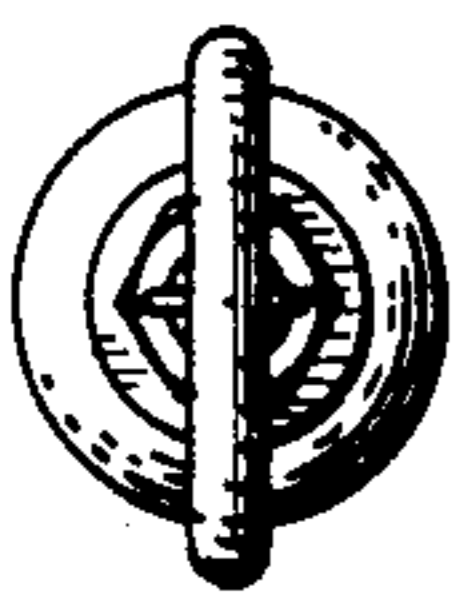
*Fig. 2.*



*Fig. 3.*



*Fig. 4.*



*Fig. 5.*

