

[54] SWIVEL SWAG HOOK

[75] Inventor: Stanley Gaines, Roslyn Heights, N.Y.

[73] Assignee: Allen-Stevens Corp., Woodside, N.Y.

[**] Term: 14 Years

[21] Appl. No.: 762,032

[22] Filed: Jan. 24, 1977

[51] Int. Cl. D8-08

[52] U.S. Cl. D8/367; D8/373

[58] Field of Search 248/304, 305, 306, 218, 248/339, 340, 341, 322; 24/220.5 R, 230 AD; D8/354, 355, 356, 360, 366, 367, 368, 369, 370, 371, 373, 382, 383

[56] References Cited

U.S. PATENT DOCUMENTS

1,606,273 11/1926 Tancin 248/341

2,672,230 3/1954 Jetzke 248/341 X
3,995,822 12/1976 Einhorn et al. 248/304

Primary Examiner—A. Hugo Word
Assistant Examiner—C. Evans
Attorney, Agent, or Firm—David B. Kirschstein

[57] CLAIM

The ornamental design for a swivel swag hook, substantially as shown.

DESCRIPTION

FIG. 1 is a top plan view of the swivel swag hook showing my new design;
FIG. 2 is a right side elevation view of the swivel swag hook;
FIG. 3 is a rear elevation view of the swivel swag hook;
FIG. 4 is a left side elevation view of the swivel swag hook;
FIG. 5 is a front elevation view of the swivel swag hook;
FIG. 6 is a bottom plan view of the swivel swag hook.

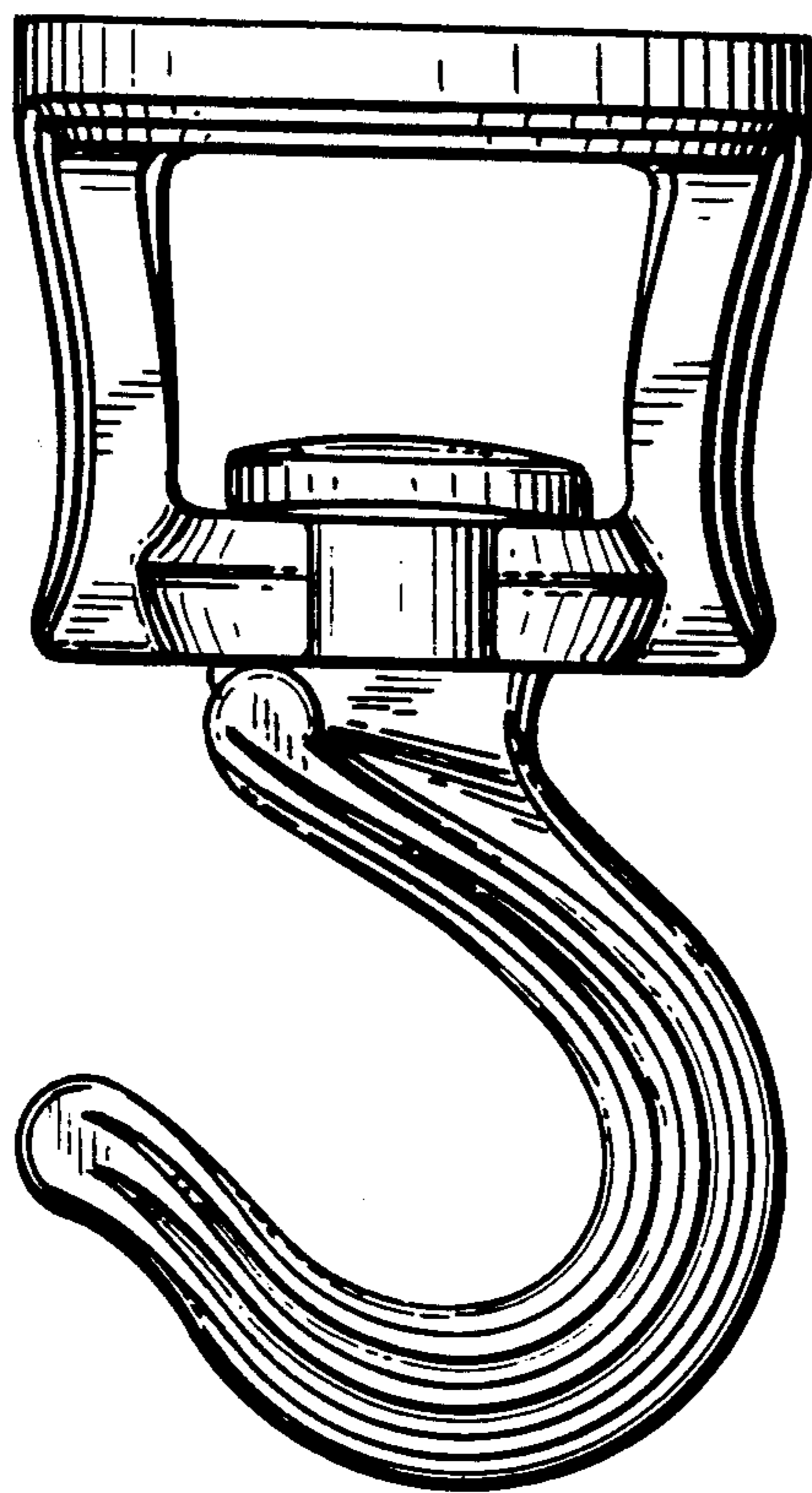


FIG. 1




FIG. 2

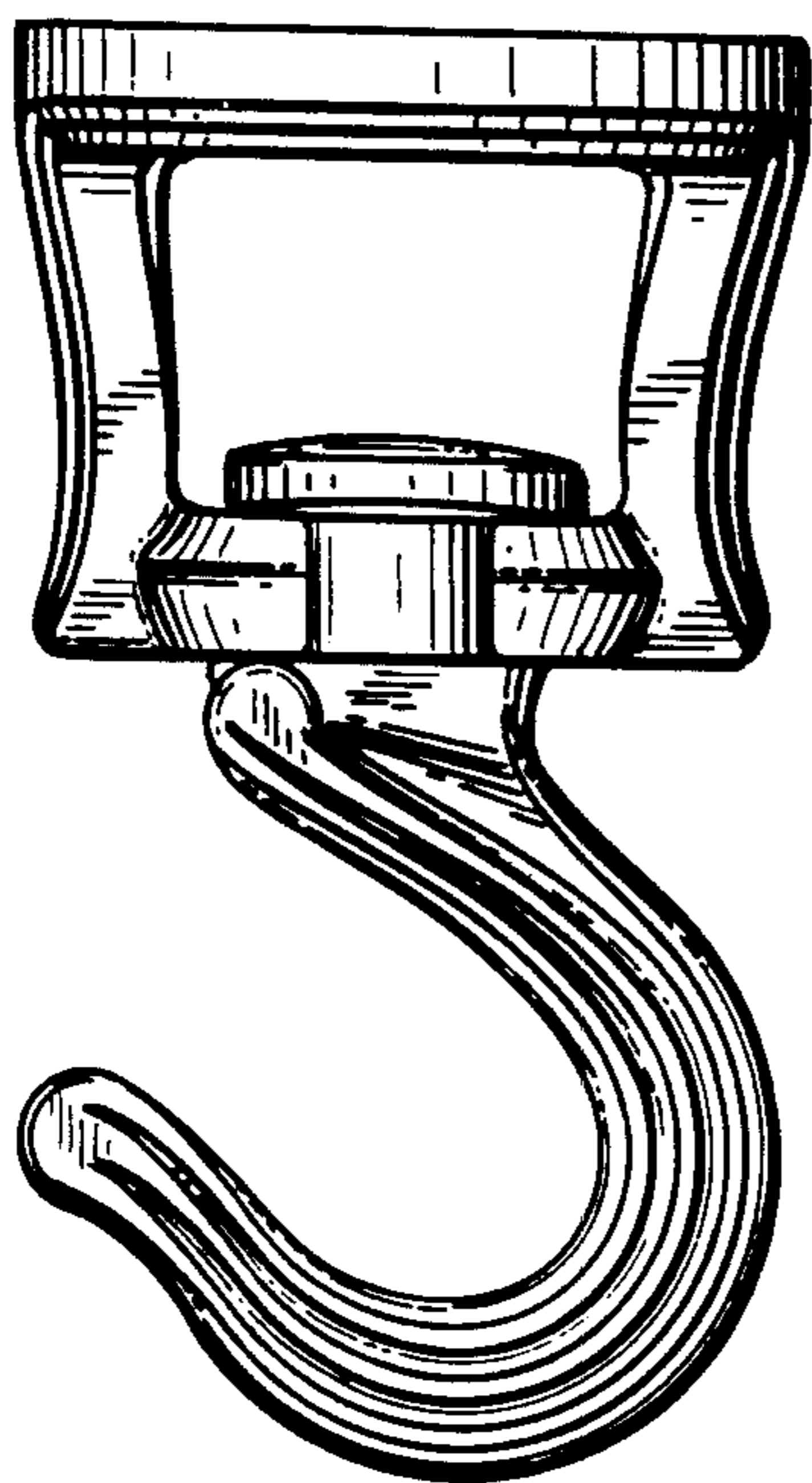


FIG. 3




FIG. 4

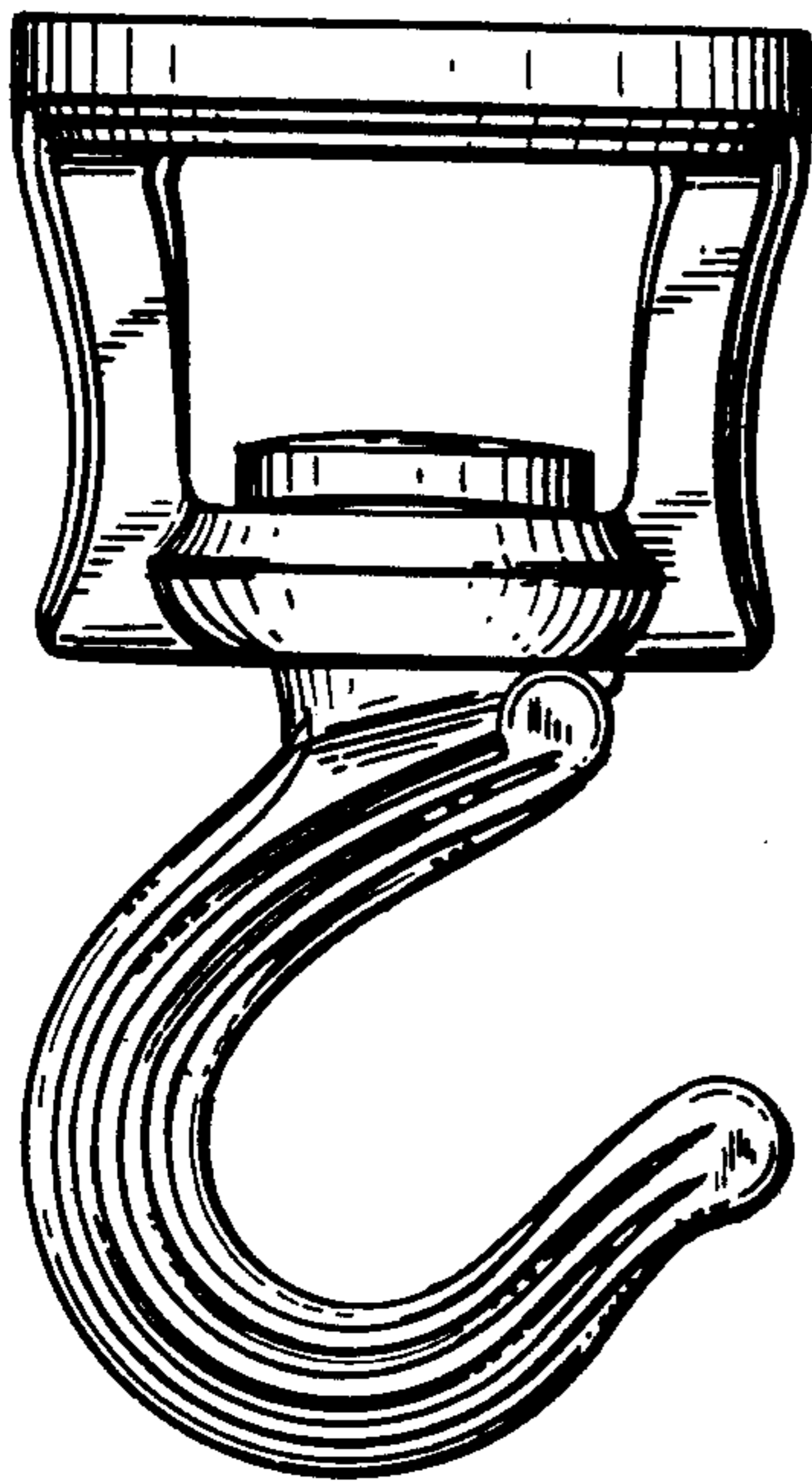


FIG. 5




FIG. 6

