

[54] RECESSED PAPER ROLL HOLDER AND
DISPENSER COMBINATION

[76] Inventor: James A. Williams, 4120 Morning
Pl., Sarasota, Fla. 33581

[**] Term: 14 Years

[21] Appl. No.: 799,731

[22] Filed: May 23, 1977

[51] Int. Cl. D23-02

[52] U.S. Cl. D6/97

[58] Field of Search D6/86, 89-92,
D6/94, 96, 97, 99-102, 114, 125, 130, 132, 136;
242/55.2, 55.3; 312/39, 41

[56] References Cited

U.S. PATENT DOCUMENTS

| | | | |
|-----------|--------|------------------|----------|
| 2,592,346 | 4/1952 | Scogin | 242/55.3 |
| 2,896,871 | 7/1959 | Woodruff | 242/55.3 |
| 3,197,149 | 7/1965 | Mott et al. | 242/55.3 |

3,374,042 3/1968 Smith 312/39

Primary Examiner—Wallace R. Burke

Assistant Examiner—B. J. Bullock

Attorney, Agent, or Firm—Claude A. Patalidis

[57] CLAIM

The ornamental design for a recessed paper roll holder and dispenser combination, as shown and described.

DESCRIPTION

FIG. 1 is a perspective view of a recessed paper roll holder and dispenser combination showing my new design;

FIG. 2 is a front elevational view thereof;

FIG. 3 is a side elevational view taken from the right of FIG. 2;

FIG. 4 is a side elevational view taken from the left of FIG. 2;

FIG. 5 is a rear elevational view thereof;

FIG. 6 is a top plan view thereof; and

FIG. 7 is a partial perspective.




FIG. 1




FIG. 7




FIG. 6




FIG. 4

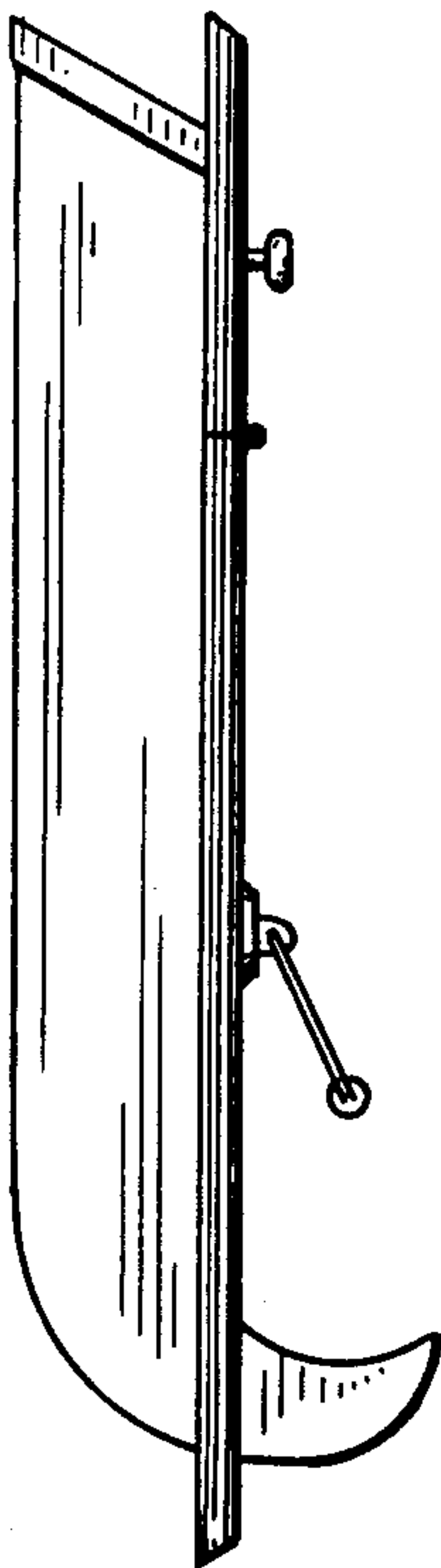


FIG. 2

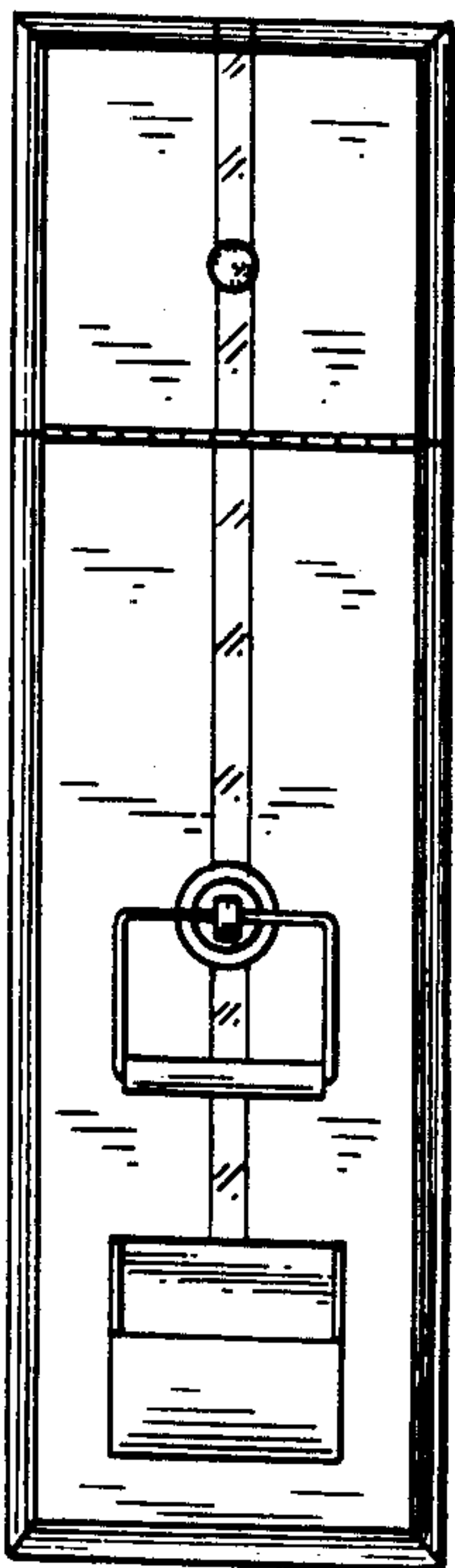


FIG. 3

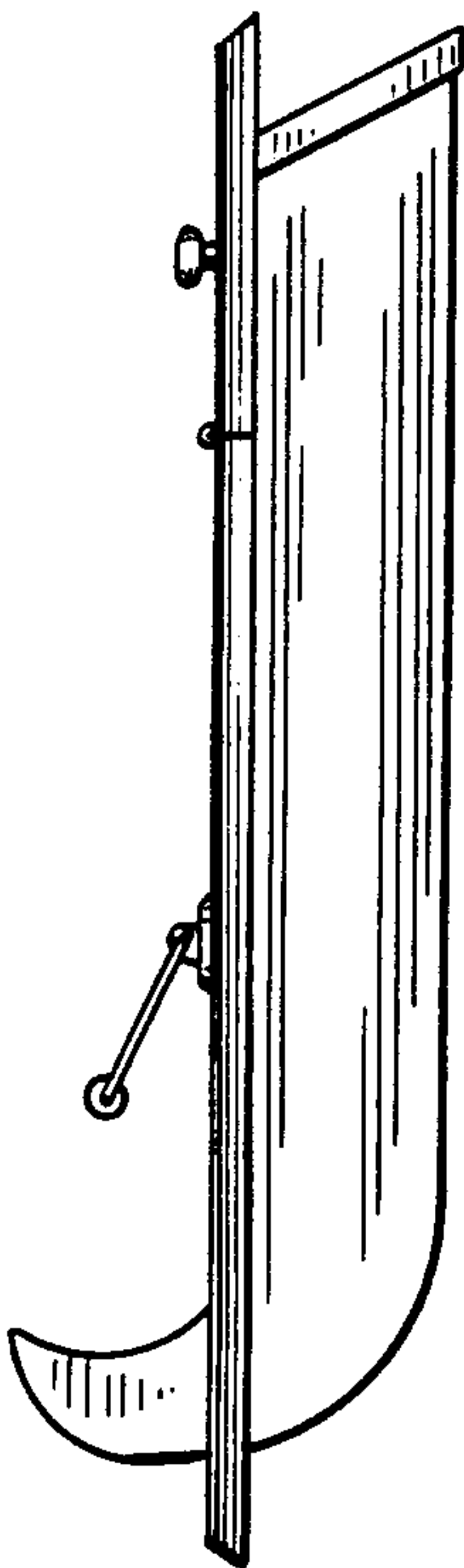


FIG. 5

