

[54] COMBINED CHARGE FORM STORAGE UNIT AND WRITING INSTRUMENT HOLDER

2,822,631 2/1958 Lynch 40/5

[76] Inventor: Ida Janet Day, R.R. #6, Bloomington, Ind. 47401

[**] Term: 14 Years

[21] Appl. No.: 745,525

[22] Filed: Nov. 29, 1976

[51] Int. Cl. D19-02

[52] U.S. Cl. D19/78; D6/130; D6/188; D19/85; D19/90

[58] Field of Search D19/90, 91, 81, 84, D19/85, 75, 78, 86; D6/188, 189, 114, 158, 130, 131; 211/10, 11, 69.1; 40/5

[56] References Cited

U.S. PATENT DOCUMENTS

D. 163,685	6/1951	Foster	D19/85
D. 190,178	4/1961	Goodyear	D19/90
D. 192,623	4/1962	DeNys	D6/158

OTHER PUBLICATIONS

Jesse Jones Box Corp., Flyer Rec'd 10/72, p. 1, rt. center.

Primary Examiner—Joel Stearman
Assistant Examiner—George P. Word
Attorney, Agent, or Firm—Harold R. Woodard

[57] CLAIM

The ornamental design for a combined charge form storage unit and writing instrument holder, as shown and described.

DESCRIPTION


FIG. 1 is a left side elevational view of a combined charge form storage unit and writing instrument holder showing my new design, the right side being a mirror image thereof;

FIG. 2 is a front elevational view thereof;

FIG. 3 is a top plan view thereof;

FIG. 4 is a rear elevational view thereof; and

FIG. 5 is a bottom plan view thereof.



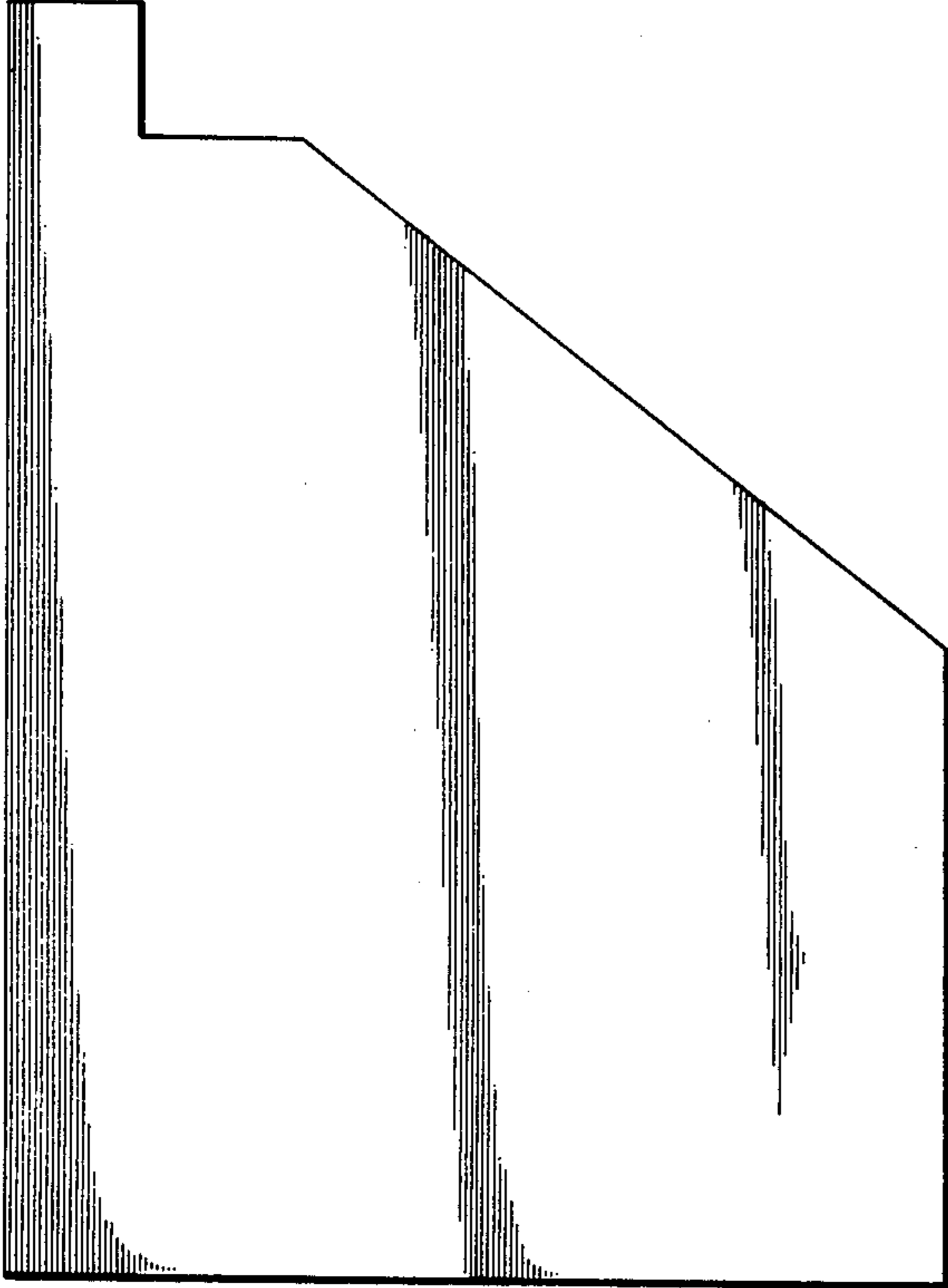


Fig. 1

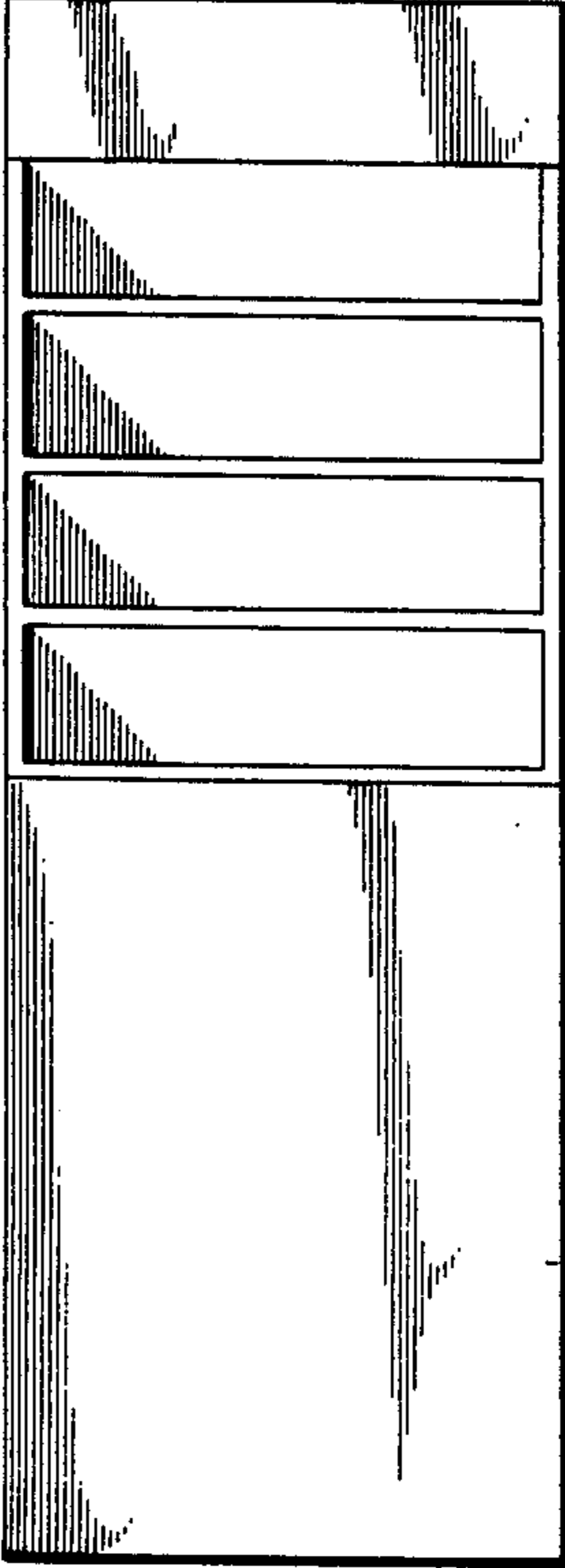


Fig. 2




Fig. 3




Fig. 5




Fig. 4