

[54] EXPANSIBLE LINK CHAIN FOR A  
BRACELET OR SIMILAR ARTICLE

[75] Inventor: Murray Lawrence Cowan, Norwood,  
Mass.  
[73] Assignee: Textron Inc.  
[ \* ] Notice: The portion of the term of this patent  
subsequent to Aug. 17, 1990, has  
been disclaimed.  
[\*\*] Term: 14 Years  
[21] Appl. No.: 703,099  
[22] Filed: Jul. 6, 1976

[51] Int. Cl. .... D11-01  
[52] U.S. Cl. .... D11/19  
[58] Field of Search ..... D11/3, 4, 15, 19-21,  
D11/25, 86, 93, 94; 63/1 R, 6, 11; 59/79 R, 79  
B, 80, 82, 84; 224/40, 4 K; D10/32, 38, 39

[56] References Cited  
U.S. PATENT DOCUMENTS

D. 241,061 8/1976 Cowan ..... D11/25 X  
3,994,126 11/1976 Rieth ..... D11/19 X

OTHER PUBLICATIONS

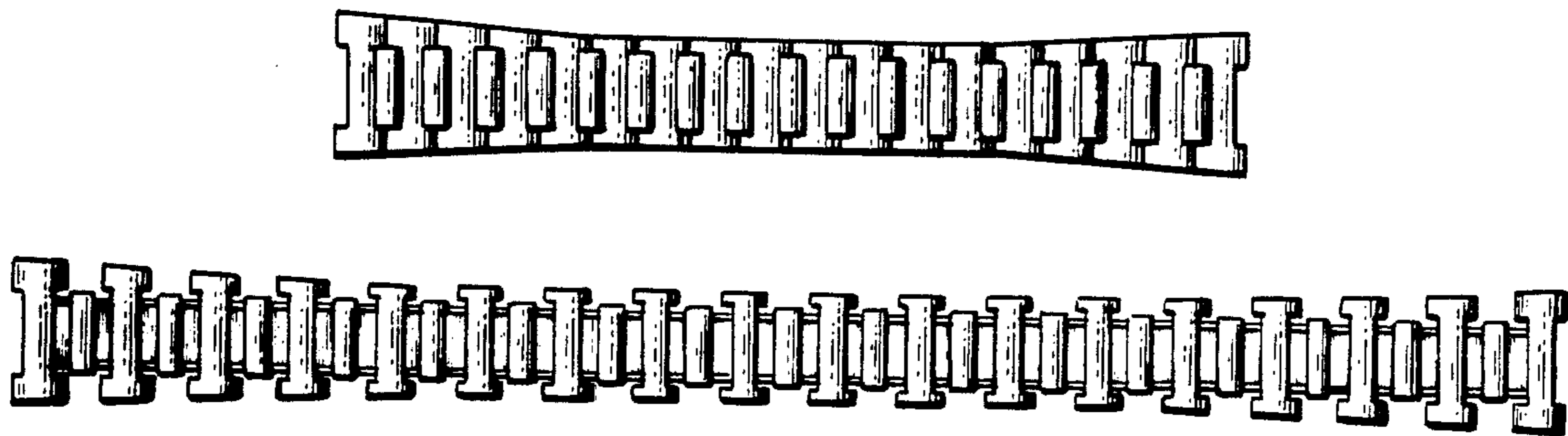
Jewelers' Circular-Keystone, Aug. 1975, p. 70, Solid  
Twist-O-Flex ®.  
Jewelers' Circular-Keystone, Mar. 1975, p. 65, Seiko  
Watchbands.  
European Jeweler, Mar. 1974, p. 69, Watchband at  
bottom left.  
*Primary Examiner*—Joel Stearman  
*Assistant Examiner*—Louis S. Zarfes  
*Attorney, Agent, or Firm*—Robert L. Thompson

[57] CLAIM

The ornamental design for an expansible link chain for  
a bracelet or similar article, substantially as shown and  
described.

DESCRIPTION

FIG. 1 is a top plan view of an expansible link chain for  
a bracelet showing my new design with the links in  
contracted position.  
FIG. 2 is a view similar to FIG. 1 with the links in an  
expanded position;  
FIG. 3 is an enlarged bottom plan view of the left-hand  
portion in an expanded position;  
FIG. 4 is an enlarged side elevational view thereof in  
contracted position; and  
FIG. 5 is an enlarged side elevational view of the left-  
hand portion in an expanded position.






FIG. 1




FIG. 2




FIG. 3



FIG. 4



FIG. 5