

[54] ROTATABLE BOLT-HANGER

[76] Inventors: **Alys Hills**, 6647 W. 82nd St., Los Angeles, Calif. 90045; **Ronald E. Mari**, 13900 Panay Way #5305, Marina Del Rey, Calif. 90291; **Joseph Vulgan**, 4703 W. 132 St., Hawthorne, Calif. 90250

[\*\*] Term: **14 Years**

[21] Appl. No.: **741,607**

[22] Filed: **Nov. 15, 1976**

[51] Int. Cl. .... **D8-08**

[52] U.S. Cl. .... **D8/367; D8/373**

[58] Field of Search ..... 248/304, 305, 306, 218, 248/339, 322, 340, 341; 24/230.5 R, 230.5 AD; D8/354, 355, 356, 360, 363, 367, 368, 369, 370, 371, 373, 382, 383

[56] **References Cited**

**U.S. PATENT DOCUMENTS**

D. 209,917	1/1968	Lelek .....	D8/367
D. 245,832	9/1977	Fredriksson .....	D8/367
1,606,273	11/1926	Tancin .....	248/341
2,672,230	3/1954	Jetzke .....	248/341 X
3,995,822	12/1976	Einhorn et al. ....	248/304

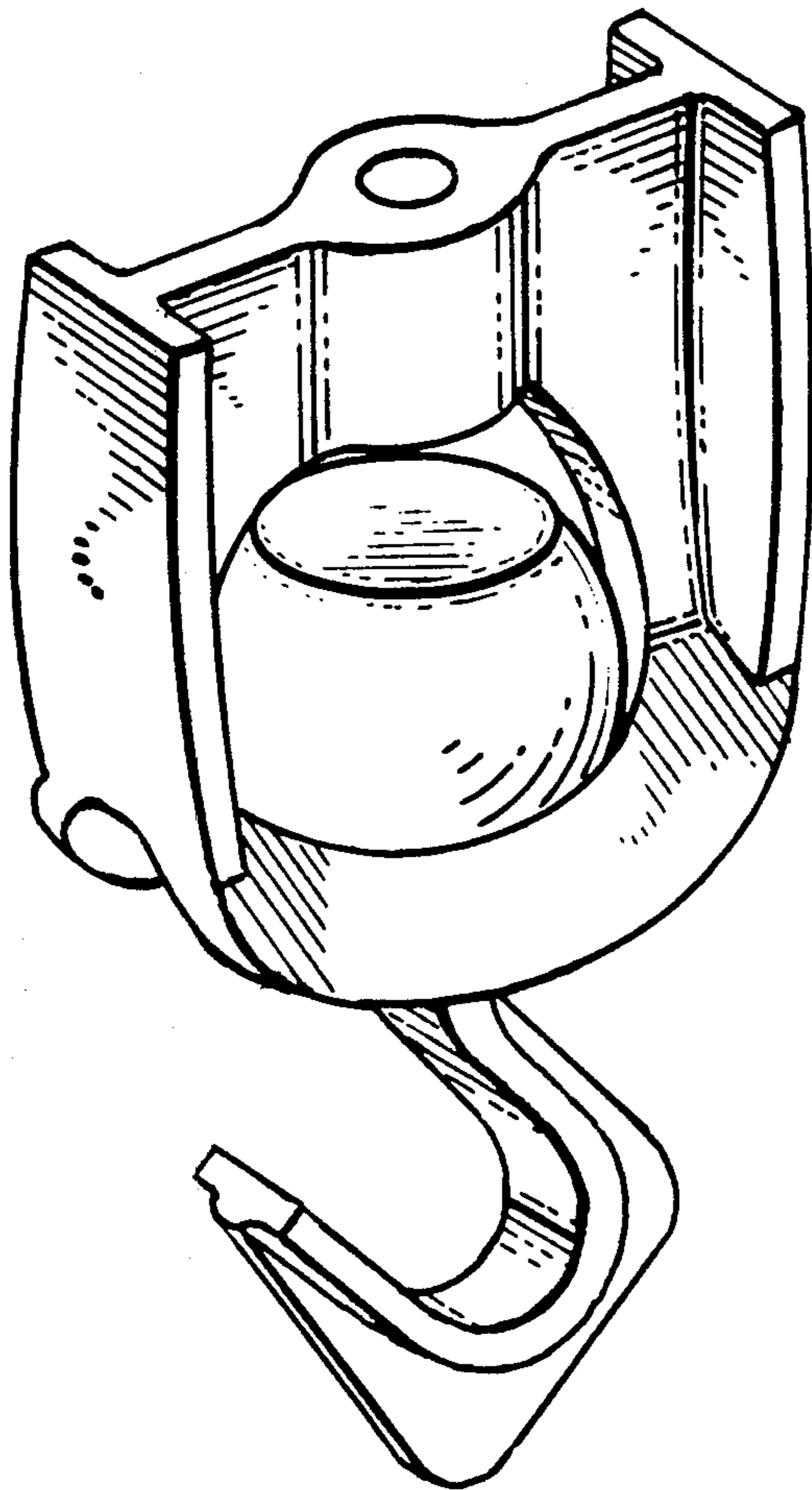
*Primary Examiner*—A. Hugo Wood  
*Attorney, Agent, or Firm*—Alys Hills

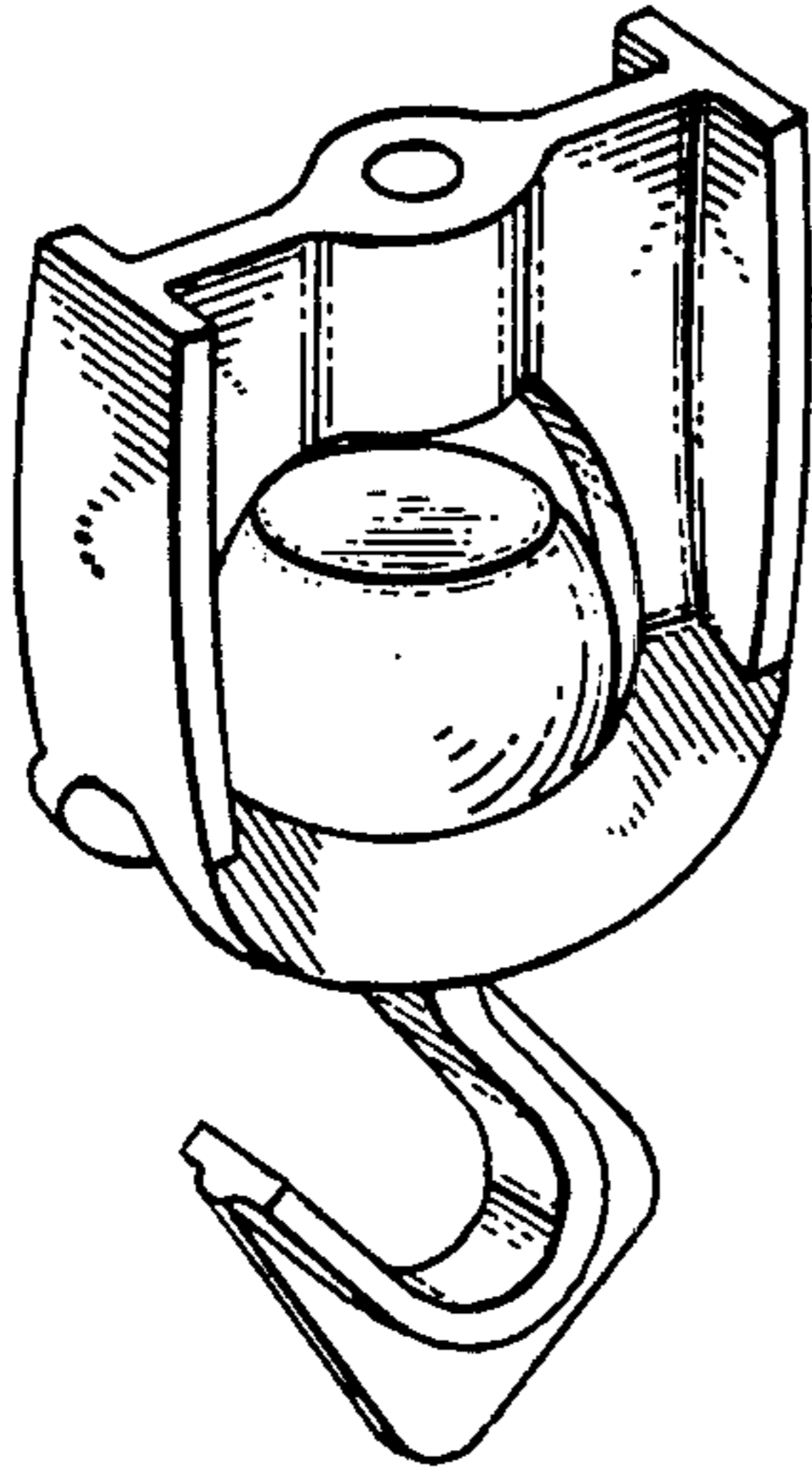
[57] **CLAIM**

The ornamental design for a rotatable bolt-hanger, substantially as shown.

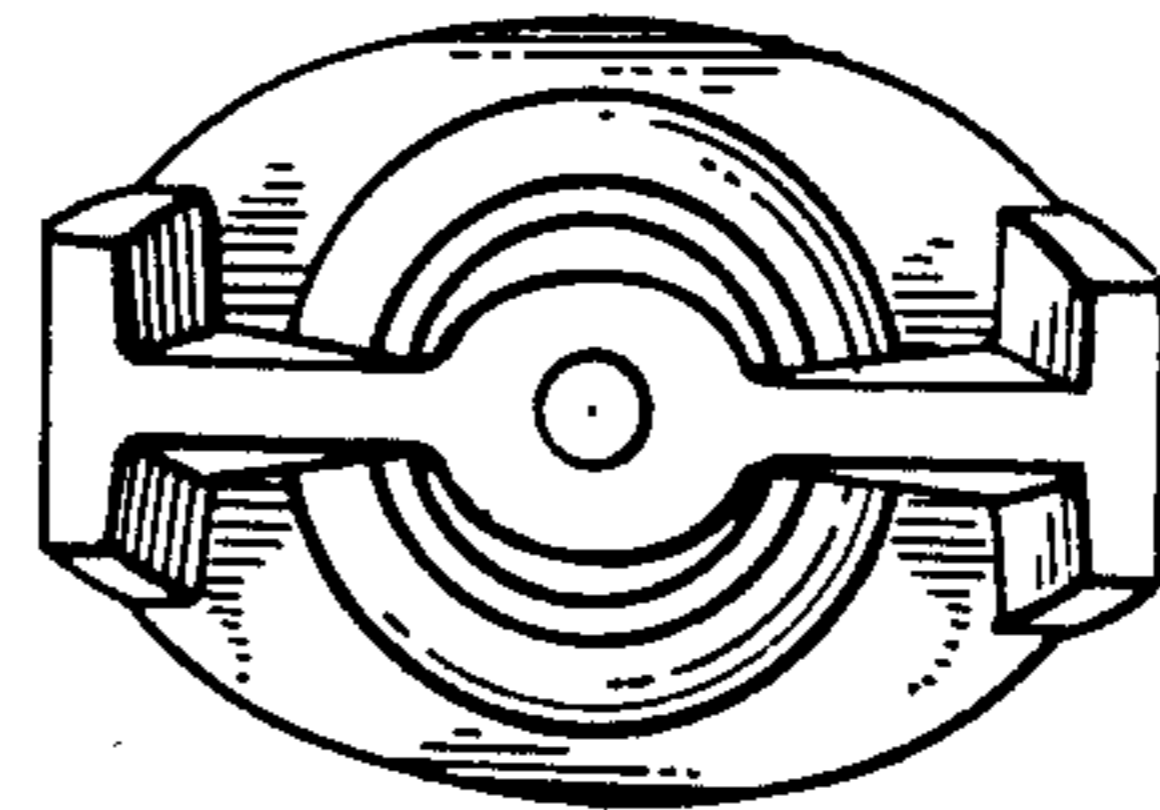
**DESCRIPTION**

FIG. 1 is a front perspective view showing the rotatable bolt hanger;  
FIG. 2 is a top view thereof;  
FIG. 3 is a right side view thereof;  
FIG. 4 is a back view thereof;  
FIG. 5 is a bottom view thereof.






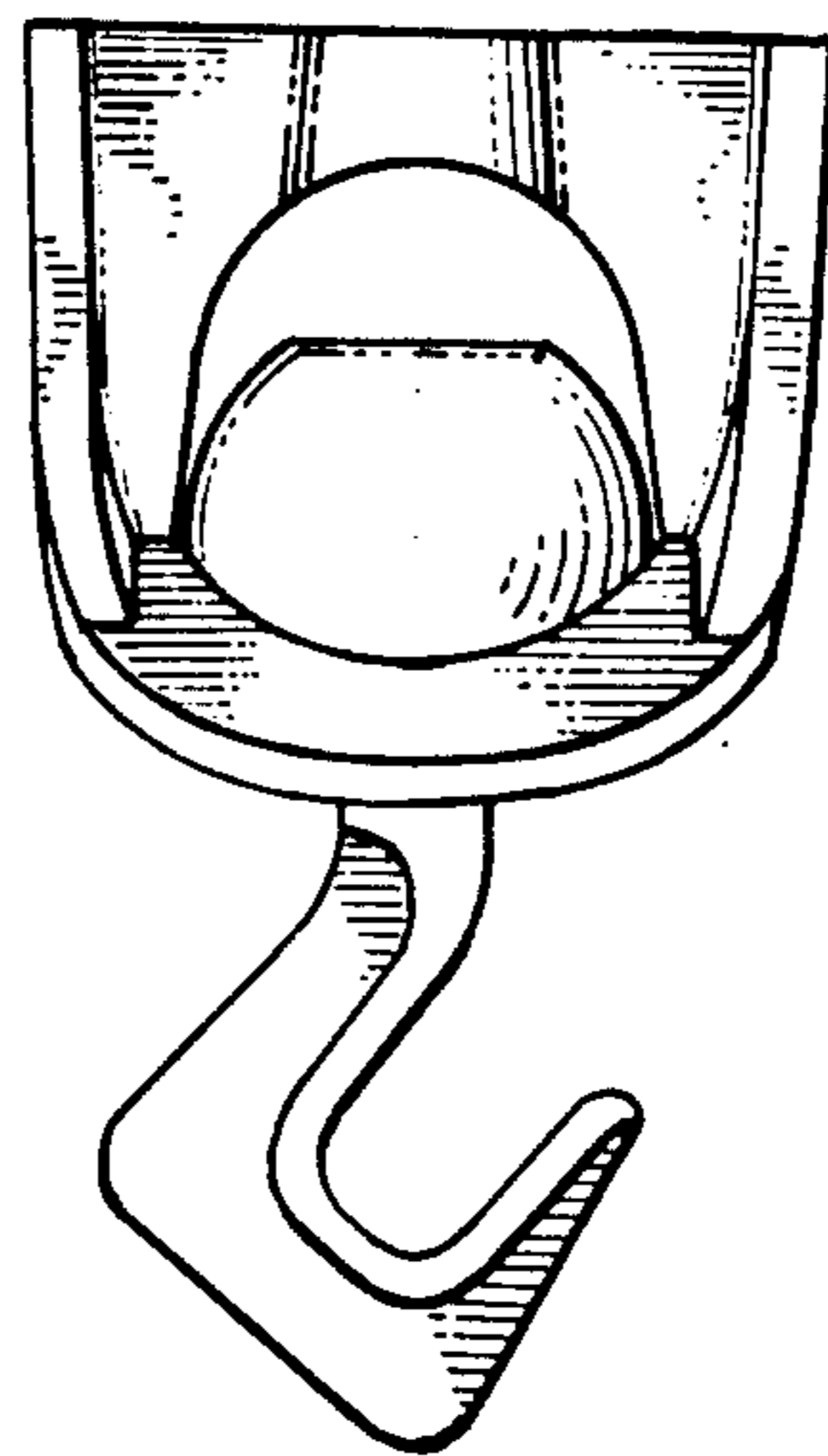
*Fig. 1*




*Fig. 2*



*Fig. 4*



*Fig. 3*



*Fig. 5*