

[54] TABLE FRAME

- [75] Inventor: **Werner Blaser**, Bottmingen, Switzerland
- [73] Assignee: **Dasu Anstalt**, Vaduz, Liechtenstein
- [**] Term: **14 Years**
- [21] Appl. No.: **560,634**
- [22] Filed: **Mar. 21, 1975**

- [51] Int. Cl. **D6-06**
- [52] U.S. Cl. **D6/191; D6/177**
- [58] Field of Search **D6/27, 147-149, D6/175, 177-179**

[56] **References Cited**

U.S. PATENT DOCUMENTS

D. 96,632	8/1935	Swanson	D6/175 X
D. 142,211	8/1945	Glukes	D6/175
D. 219,661	1/1971	Leidig	D6/146
D. 221,238	7/1971	Gianfagna	D6/177
D. 227,070	6/1973	Dembar	D6/176 X

OTHER PUBLICATIONS

Interiors, Aug. 1971, p. 107, Davos table right center.

Primary Examiner—Bruce W. Dunkins
Attorney, Agent, or Firm—Hans Berman

[57] **CLAIM**

The ornamental design for a table frame, as shown and described.

DESCRIPTION

FIG. 1 is a side elevational view of a table frame showing my design, the side not shown being a mirror image of the side shown;

FIG. 2 is an elevational view of one of the two identical ends;

FIG. 3 is a top plan view; and



FIG. 4 is a perspective view thereof.

FIG. 5 is a side elevational view of a modified form of the table frame of FIG. 1, the undisclosed side being a mirror image of the side shown;

FIG. 6 is an elevational view of one of the two identical ends of the table frame shown in FIG. 5;

FIG. 7 is a top plan view; and

FIG. 8 is a perspective view thereof.






FIG. 1




FIG. 2

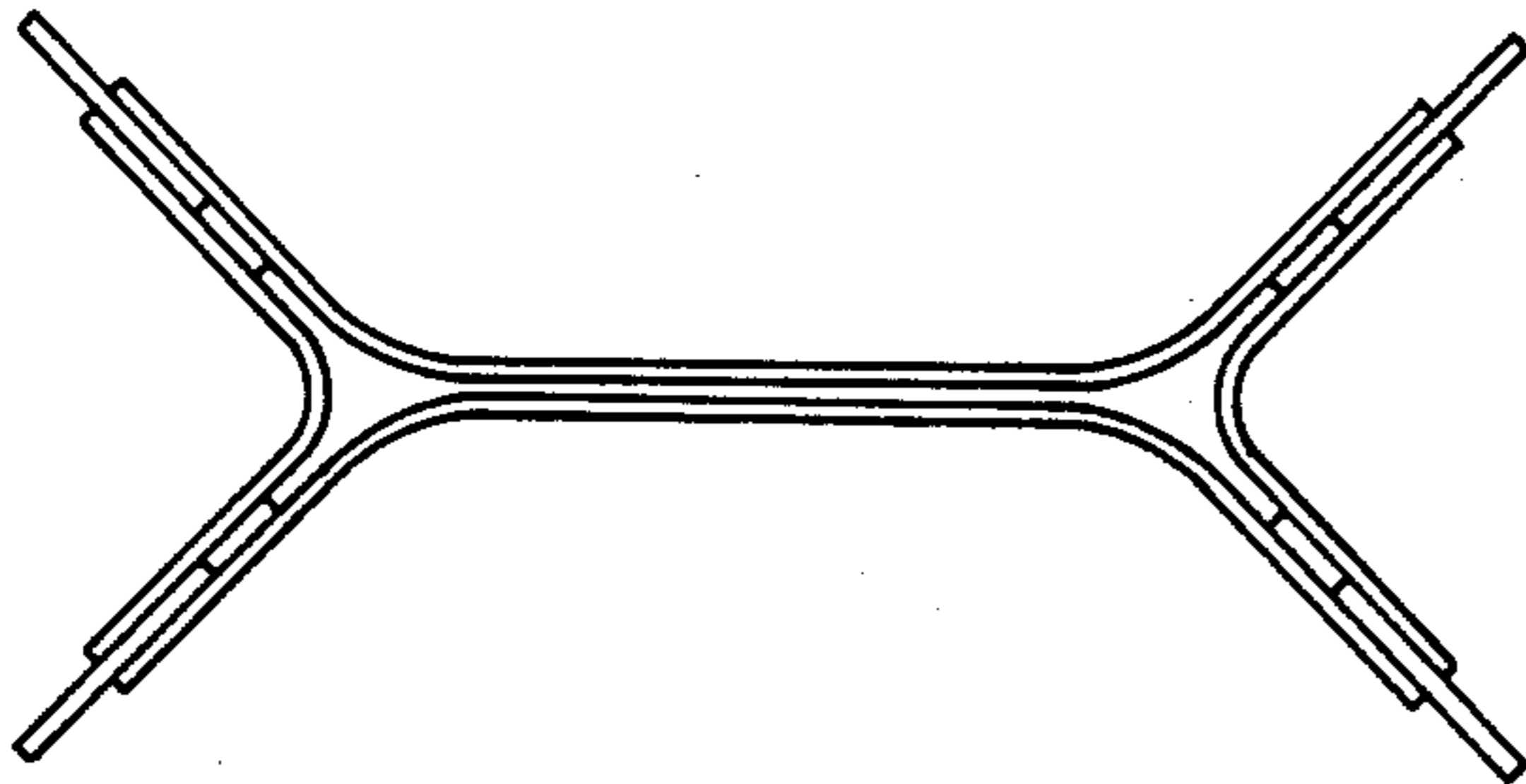


FIG. 3

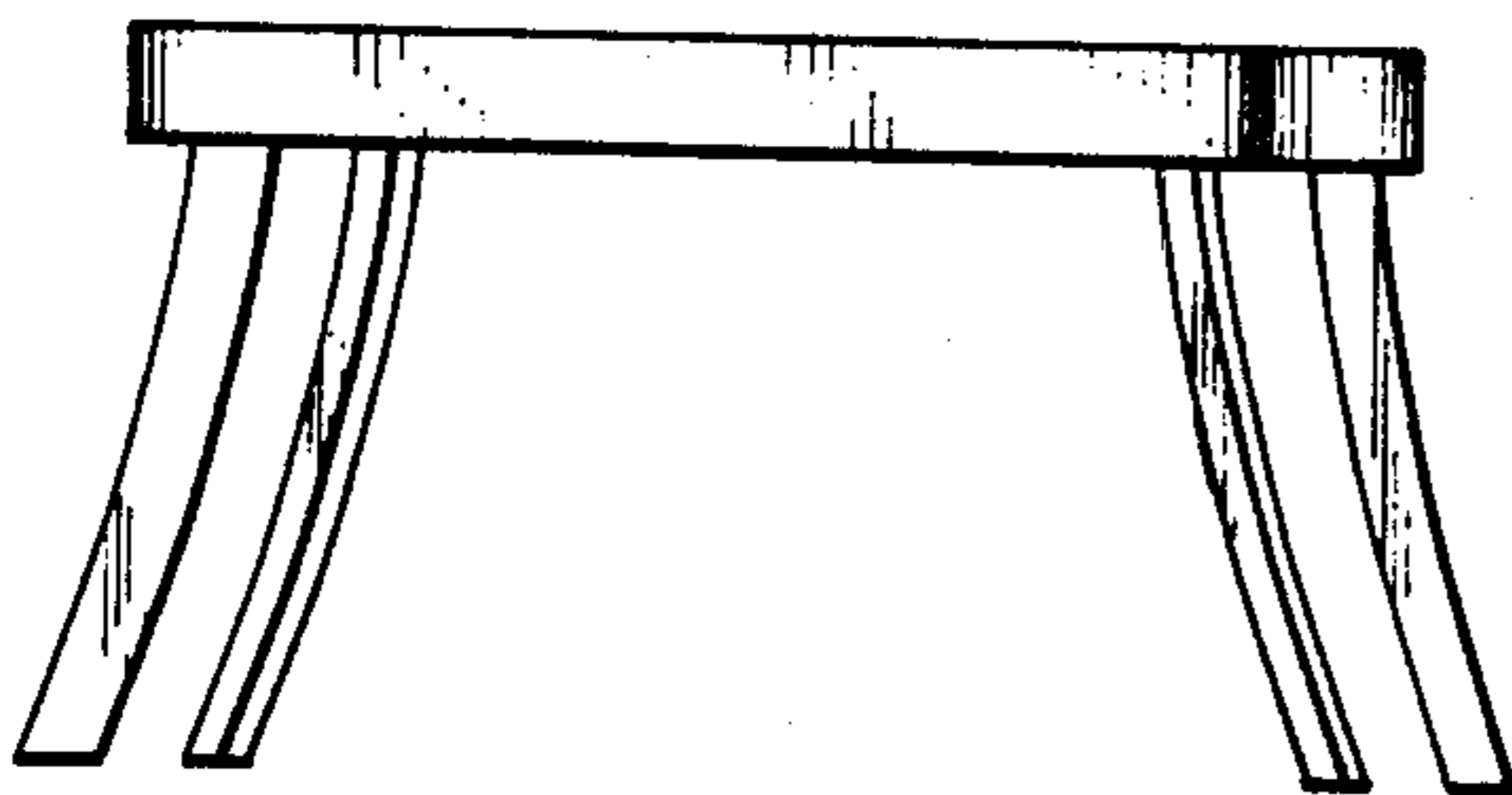


FIG. 4

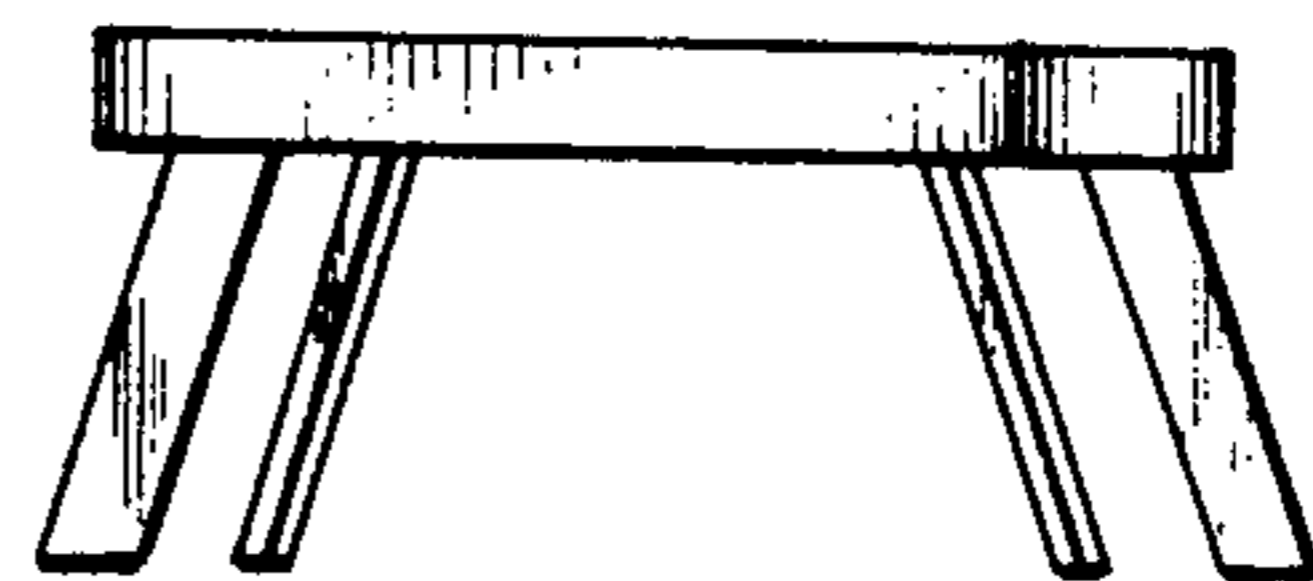


FIG. 8




FIG. 5




FIG. 6




FIG. 7