

[54] **HOLDER FOR ATTACHING TO A TENNIS RACKET OR SIMILAR ARTICLE**

[76] Inventor: **David L. Coleman**, 7341 Freeman Pl., Goleta, Calif. 93017

[**] Term: **14 Years**

[21] Appl. No.: **705,001**

[22] Filed: **Jul. 14, 1976**

[51] Int. Cl. **D21-02**

[52] U.S. Cl. **D34/5 ST; D6/85; D6/188**

[58] Field of Search **D34/5 ST, 5 CB; 273/73 R; 224/5 D, 45 L, 29 B; 206/315; 211/14; D6/85, 188; D2/400**

[56] **References Cited**

U.S. PATENT DOCUMENTS

| | | | |
|-----------|--------|----------------|----------|
| 1,911,256 | 5/1933 | Andrew | 224/5 D |
| 2,088,980 | 8/1937 | Stein | 224/5 D |
| 2,801,105 | 7/1957 | Acton | 224/45 L |
| 2,932,514 | 4/1960 | Bergmark | 273/73 R |

Primary Examiner—Melvin B. Feifer
Attorney, Agent, or Firm—Donald D. Mon

[57] **CLAIM**

The ornamental design for a holder for attaching to a tennis racket or similar article, as shown and described.

DESCRIPTION

FIG. 1 is a top plan view of a holder for attaching to a tennis racket or similar article showing my new design; FIG. 2 is a right side elevational view thereof; FIG. 3 is a left side elevational view thereof; FIG. 4 is a rear elevational view thereof; FIG. 5 is a front elevational view thereof; and FIG. 6 is a bottom plan view thereof.

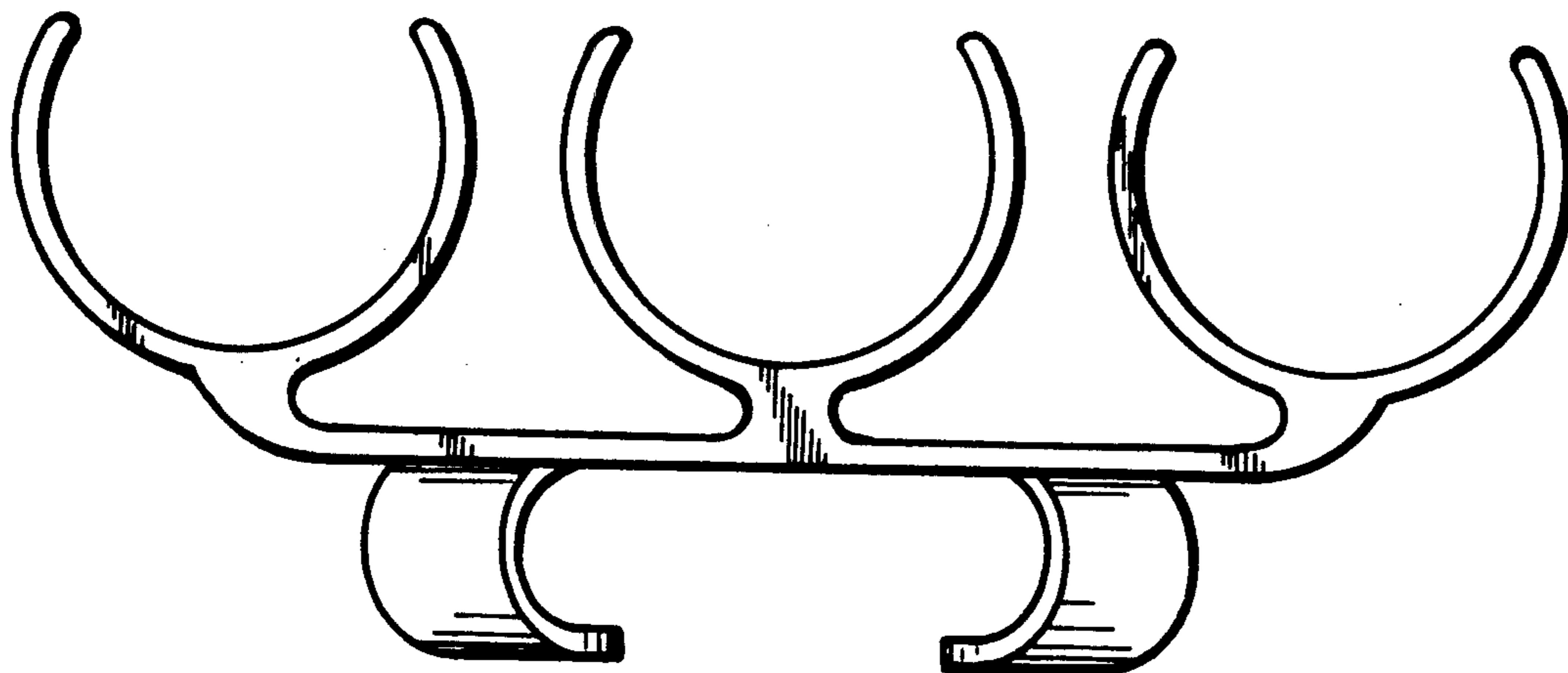


FIG. 1

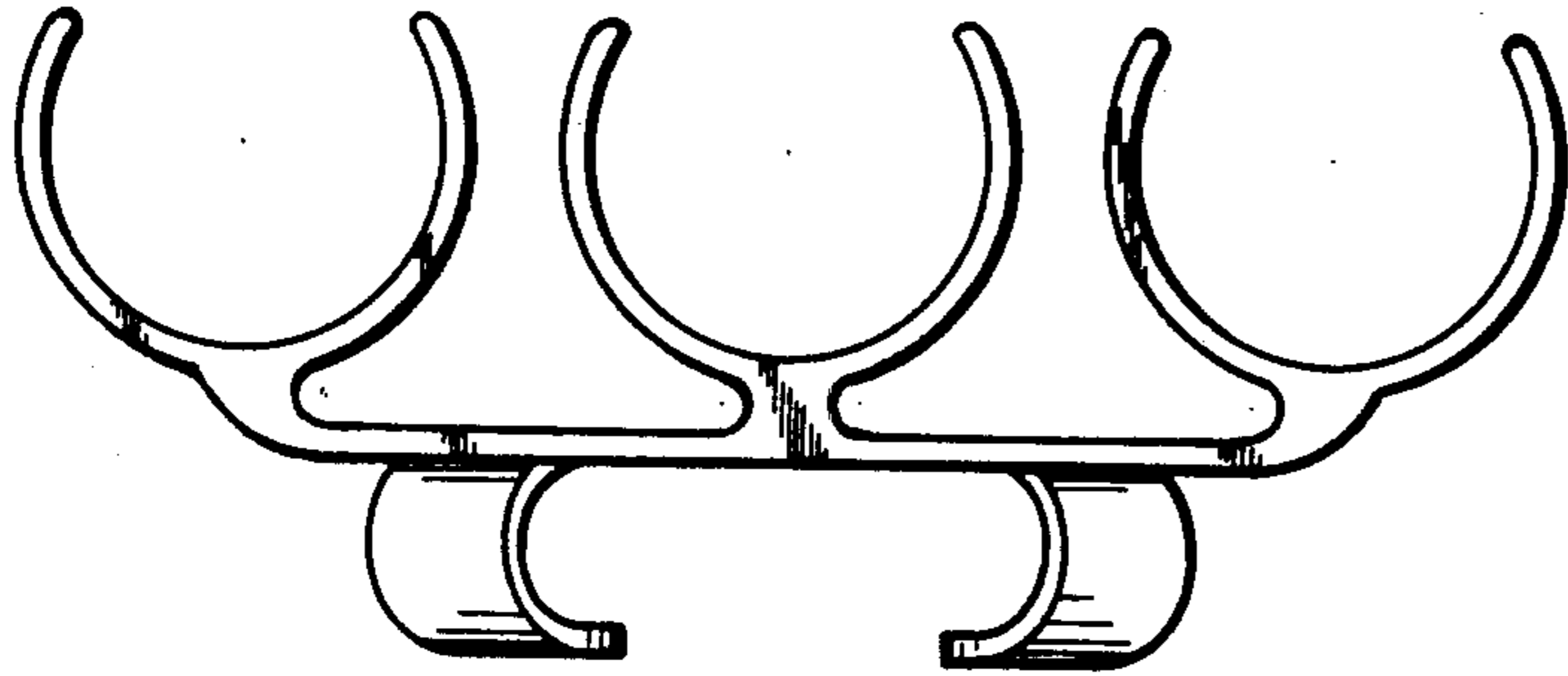


FIG. 2




FIG. 3



FIG. 4

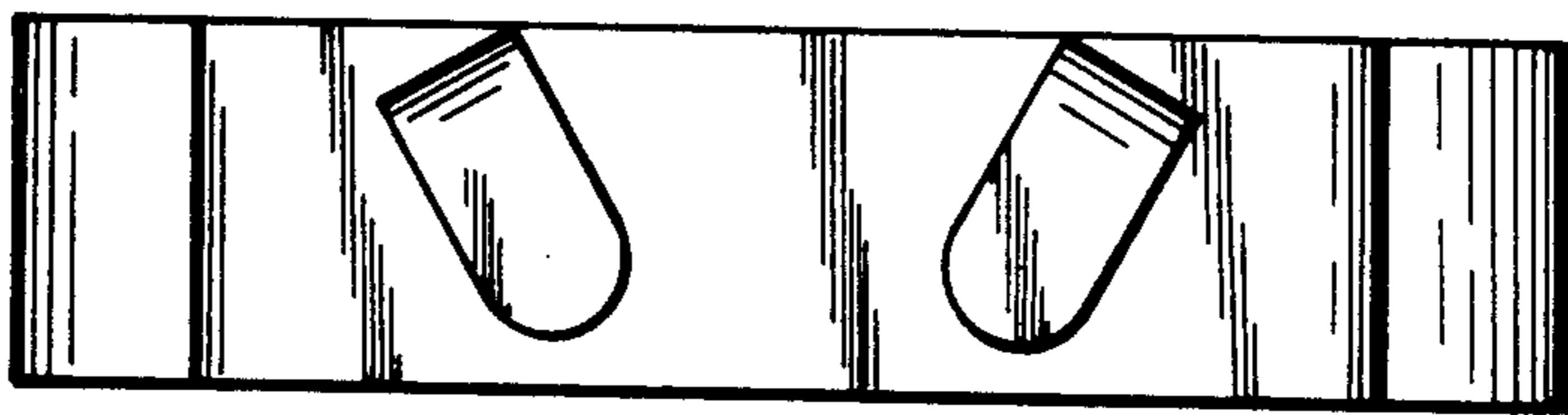


FIG. 5

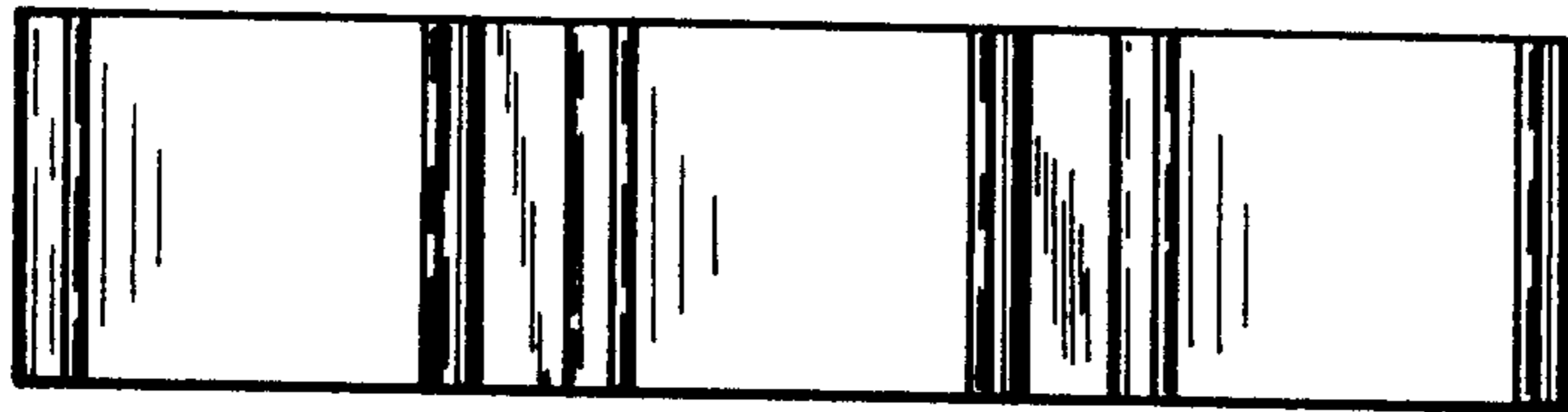


FIG. 6

