

[54] DISPOSABLE BEDPAN

[75] Inventor: Kenneth Wilson Mills, Bolton, England

[73] Assignee: Vernon & Co. (Pulp Products) Ltd., England

[**] Term: 14 Years

[21] Appl. No.: 672,685

[22] Filed: Apr. 1, 1976

[30] Foreign Application Priority Data

Aug. 2, 1975 [GB] United Kingdom 972059/75

[51] Int. Cl. D24-04

[52] U.S. Cl. D24/57

[58] Field of Search 4/112, DIG. 18; D24/99, D24/57

[56] References Cited

U.S. PATENT DOCUMENTS

| | | | |
|------------|---------|----------------------|-----------|
| D. 215,191 | 9/1969 | Spence | D24/99 |
| D. 218,501 | 8/1970 | Gorman et al. | D24/57 |
| D. 227,812 | 7/1973 | Wilson | D24/57 |
| 1,388,155 | 8/1921 | Abraham | 4/112 |
| 3,771,493 | 11/1973 | Chandor | 4/DIG. 18 |
| 4,011,606 | 3/1977 | Scafield et al. | 4/112 |

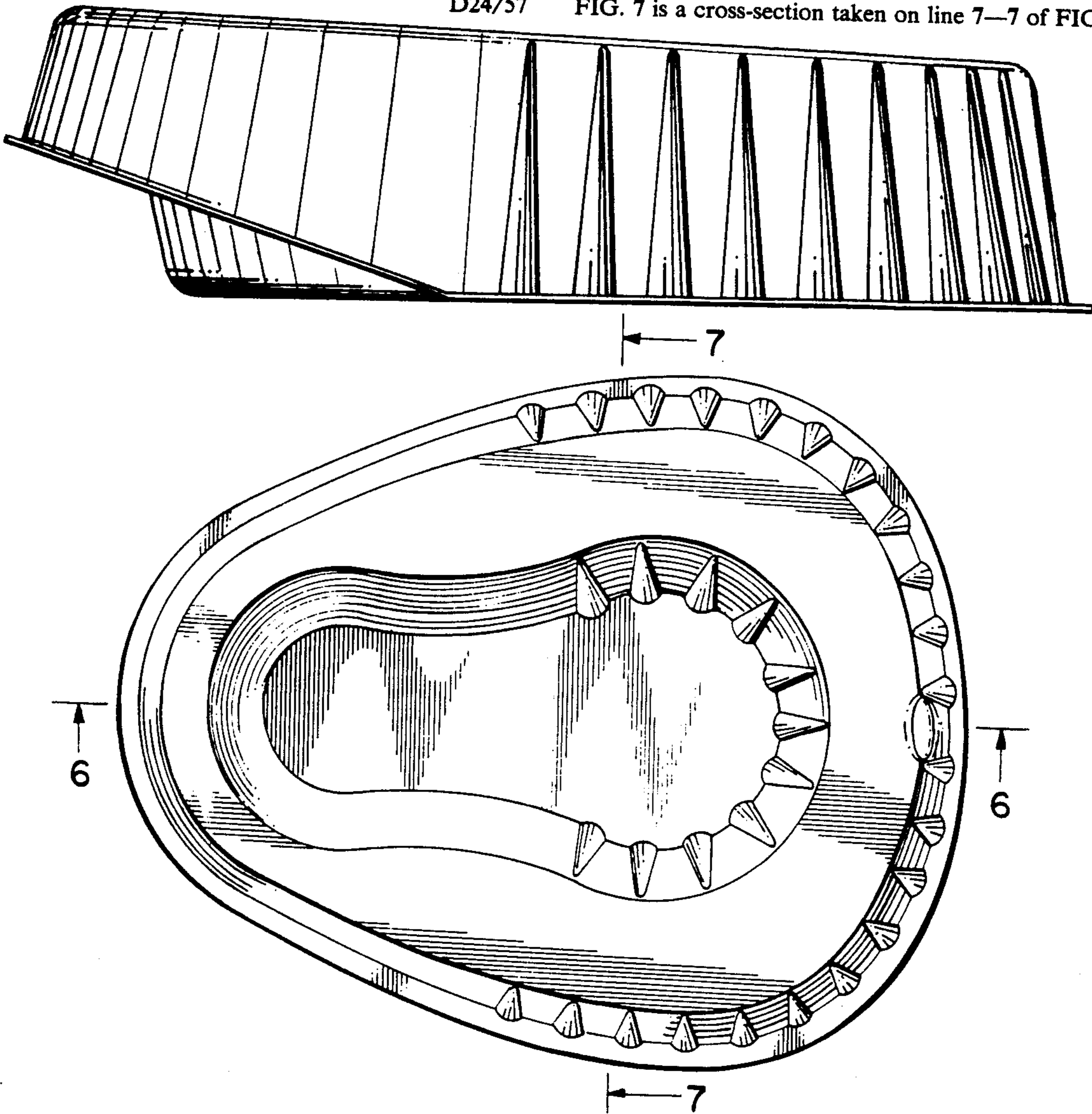
Primary Examiner—Bernard Ansher
Attorney, Agent, or Firm—William Anthony Drucker

[57] CLAIM

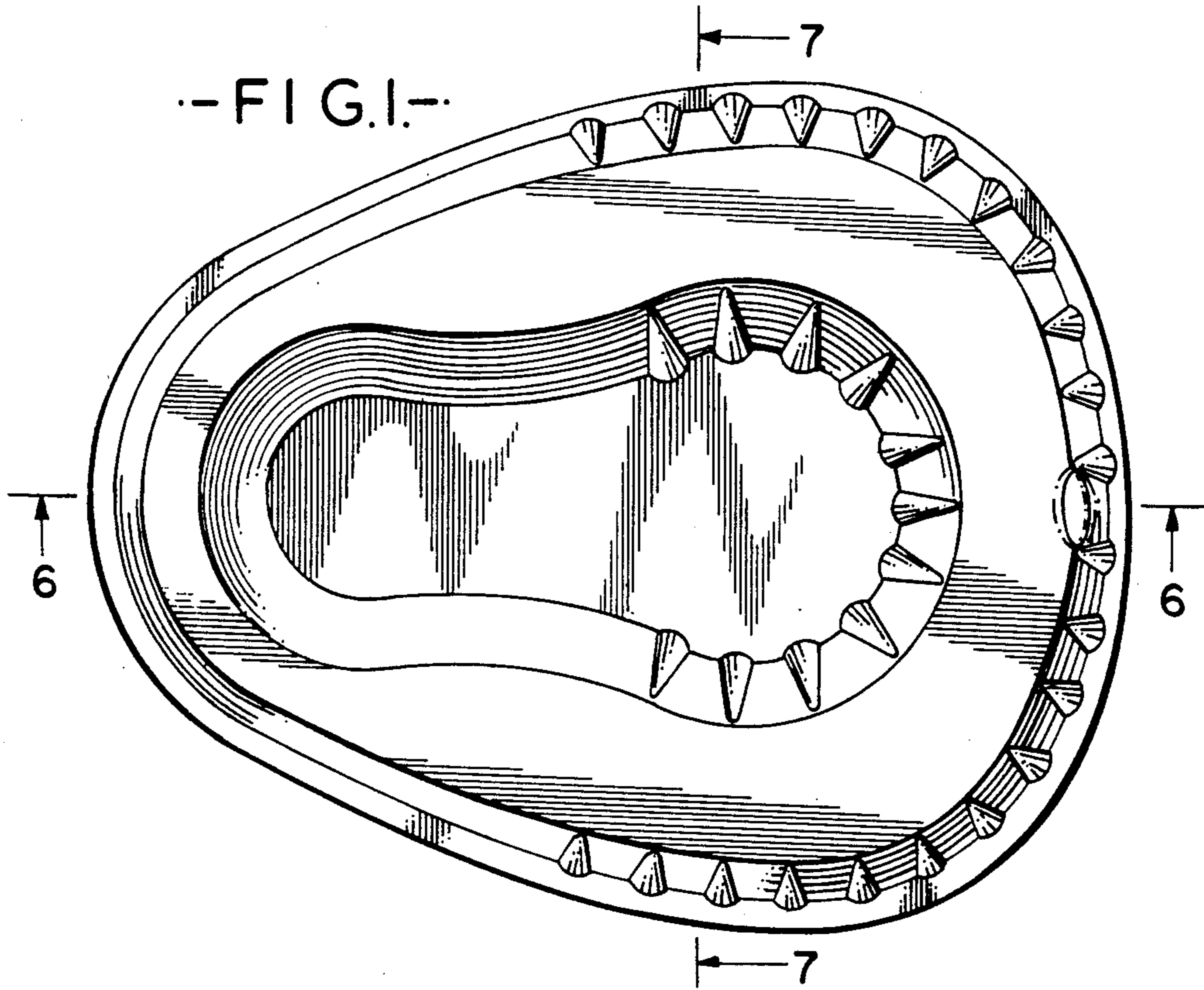
The ornamental design for a disposable bedpan, as shown in the drawings.

DESCRIPTION

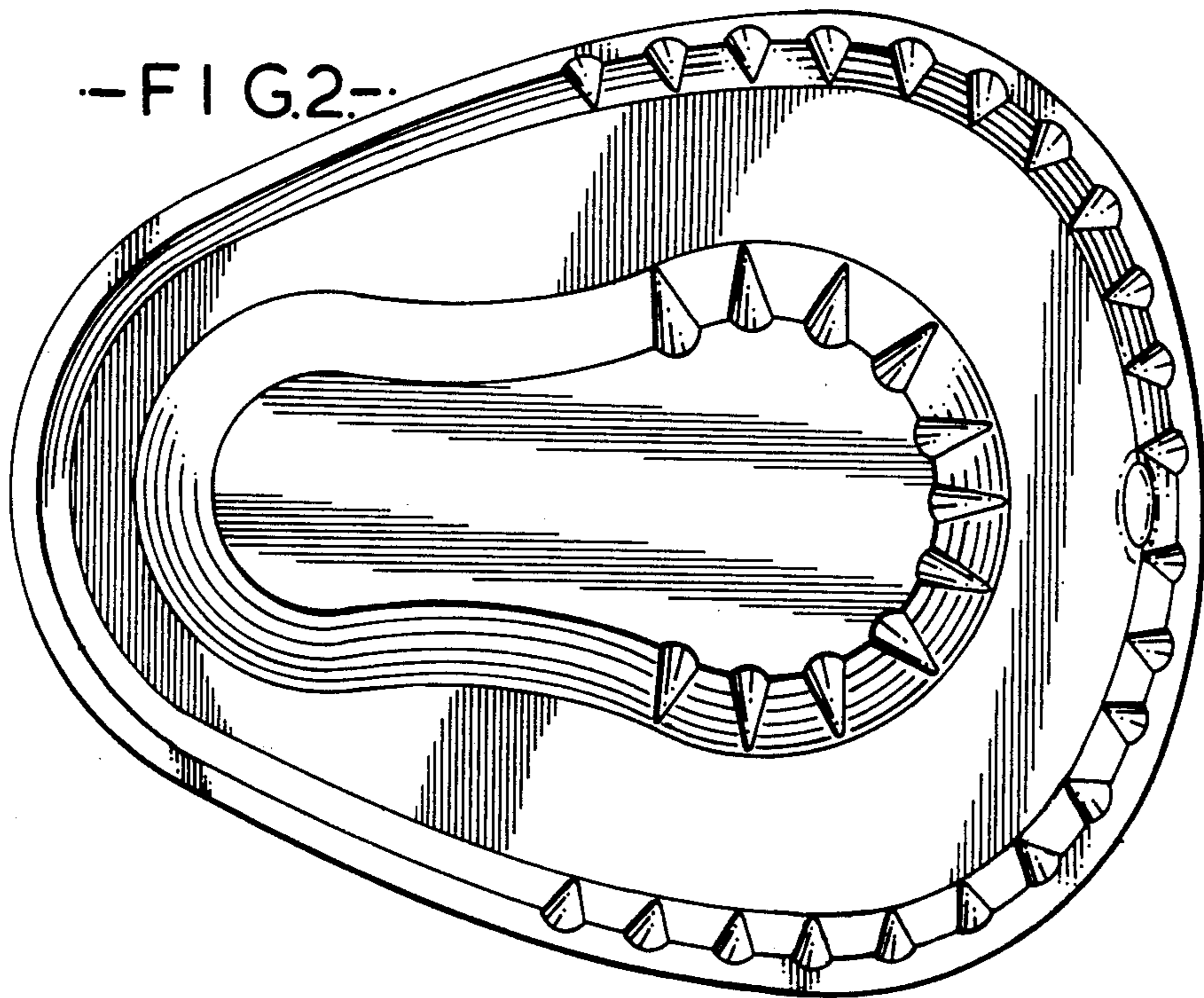
FIG. 1 is a top plan view of a disposable support for a disposable bedpan, showing my new design;
FIG. 2 is a bottom plan view thereof;
FIG. 3 is a front elevation thereof;
FIG. 4 is a rear elevation thereof;
FIG. 5 is a side elevation thereof;
FIG. 6 is a cross-section taken on line 6—6 of FIG. 6; and
FIG. 7 is a cross-section taken on line 7—7 of FIG. 1.

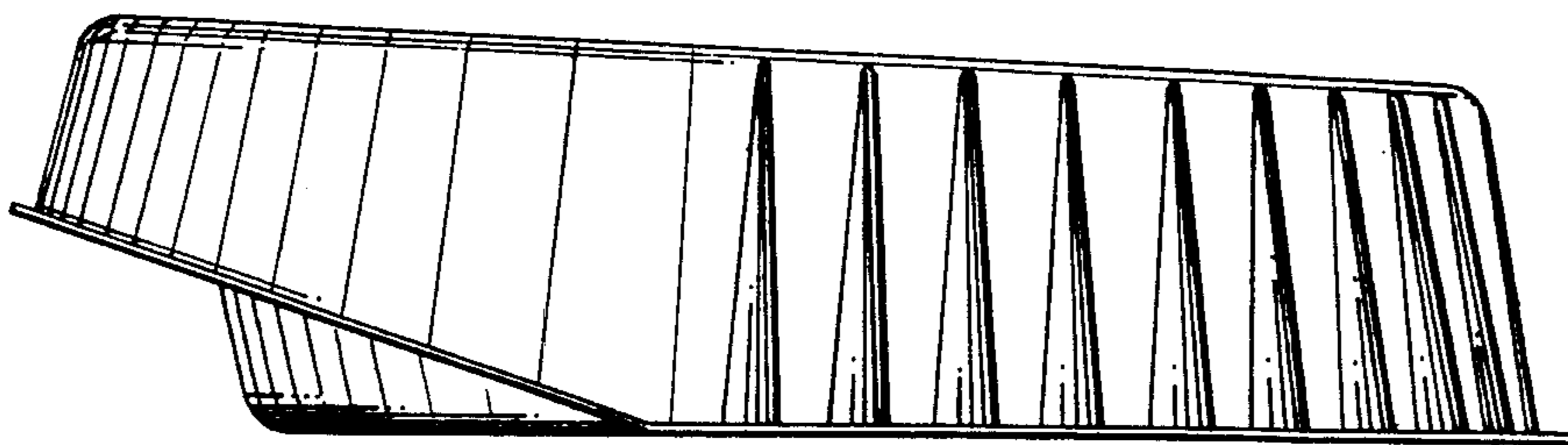


--FIG.1--




--FIG.2--







·-FIG.3-·




·-FIG.4-·



·-FIG.5-·



--FIG.6--



--FIG.7--