

[54] ARTICLE OF FLATWARE

[75] Inventors: William J. Knope; Frank K. Guodace, both of Meriden, Conn.

[73] Assignee: International Silver Company, Meriden, Conn.

[\*\*] Term: 14 Years

[21] Appl. No.: 682,367

[22] Filed: May 3, 1976

[51] Int. Cl. .... D7-03

[52] U.S. Cl. .... D7/137

[58] Field of Search ..... D7/137-142, D7/147-152

[56] References Cited

U.S. PATENT DOCUMENTS

D. 48,388 1/1916 Kintz ..... D7/137  
 D. 53,921 10/1919 Large ..... D7/137

OTHER PUBLICATIONS

Goldschmiede Zeitung, p. 11, Apr. 1973, Reiner Advertisement, Flatware shown.

Tableware International, Oct. 1973, p. 39, Flatware from Den Haag WFM.

Handwrought Sterling Silver, The Old Newbury Crafters, Brochure, Handwrought Group I, "Moulton" shown.

Primary Examiner—Winifred E. Herrmann  
 Attorney, Agent, or Firm—Robert E. Burns

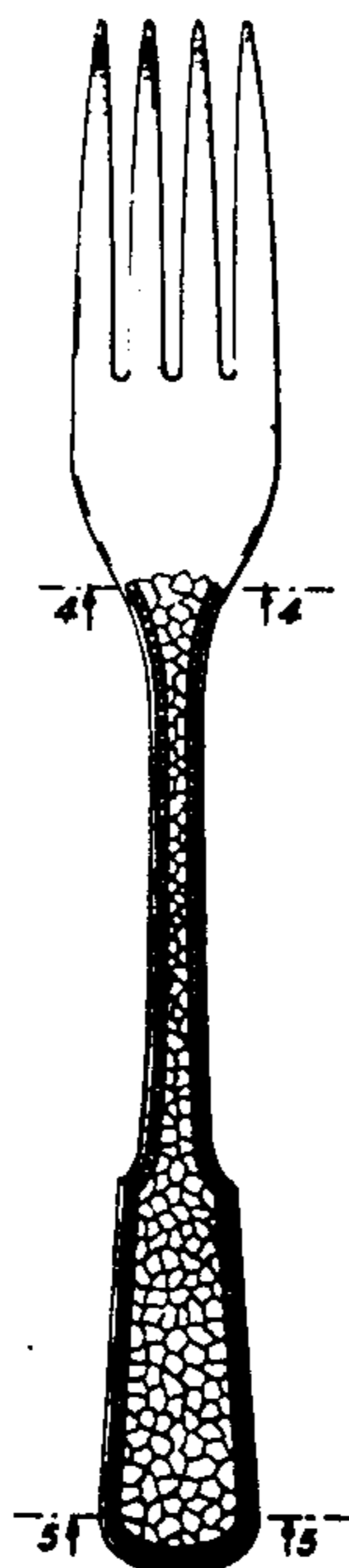
[57] CLAIM

The ornamental design for an article of flatware, as shown and described.

DESCRIPTION

FIG. 1 is a front elevational view of an article of flatware showing our new design as embodied in a fork; FIG. 2 is a side elevational view from the left of FIG. 1; FIG. 3 is a rear elevational view of FIG. 1; FIG. 4 is a cross-sectional view taken on line 4—4 of FIG. 1; FIG. 5 is a cross-sectional view taken on line 5—5 of FIG. 1; FIG. 6 is an end elevational view from the bottom of FIG. 1; FIG. 7 is an end elevational view from the top of FIG. 1; FIG. 8 is a front elevational view of an article of flatware showing our new design as embodied in a spoon; FIG. 9 is a side elevational view from the right of FIG. 8; FIG. 10 is a rear elevational view of FIG. 8; FIG. 11 is an end elevational view from the bottom of FIG. 8; FIG. 12 is an end elevational view from the top of FIG. 8; FIG. 13 is a front elevational view of an article of flatware showing our new design as embodied in a gravy ladle. FIG. 14 is a side elevational view from the right of FIG. 13; FIG. 15 is a rear elevational view of FIG. 13; FIG. 16 is an end elevational view from the top of FIG. 13; and FIG. 17 is an end elevational view from the bottom of FIG. 13. The sides opposite the handle portions shown in FIGS. 2, 9 and 14 are mirror images of the respective shown sides.

The distinguishing feature of our design for an article of flatware resides in the handle configuration having a combination thereon of a hammered surface and a beaded border.



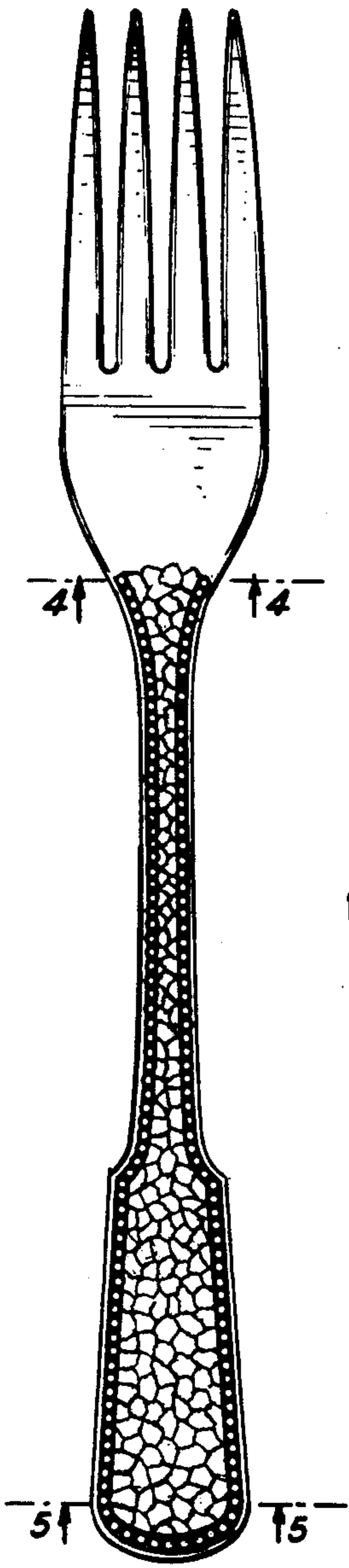


Fig. 1



Fig. 2

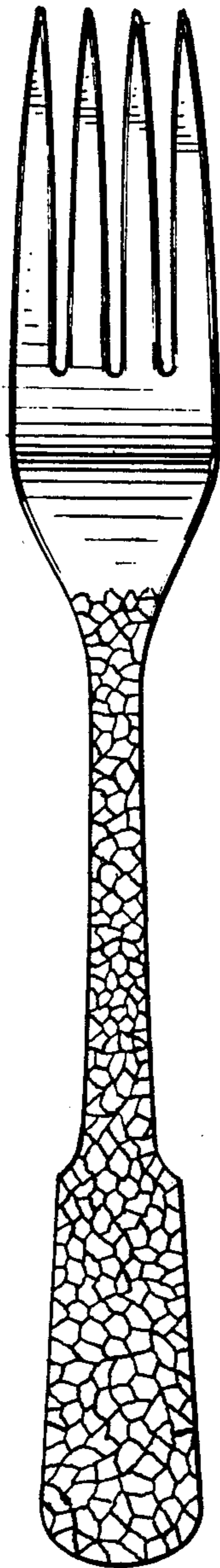


Fig. 3



Fig. 5



Fig. 4




Fig. 6



Fig. 7

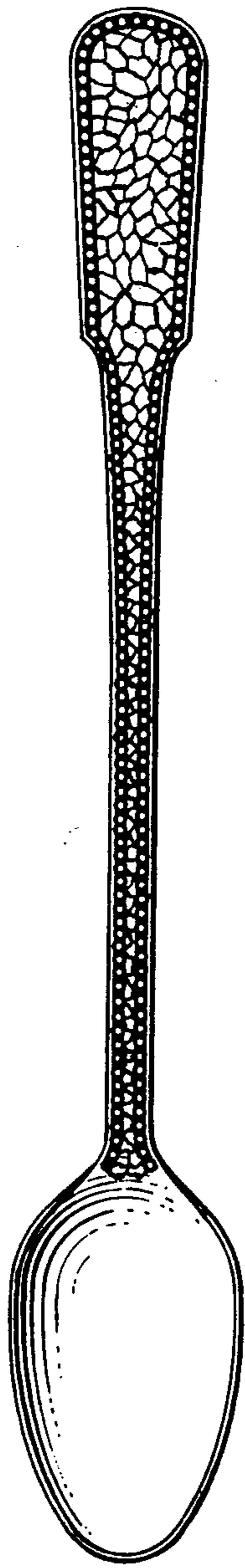


FIG. 8

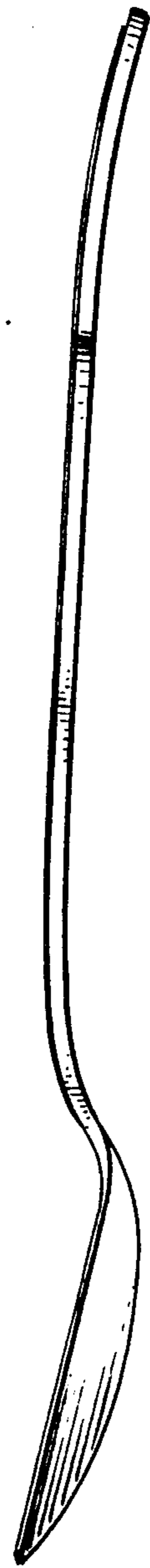


FIG. 9

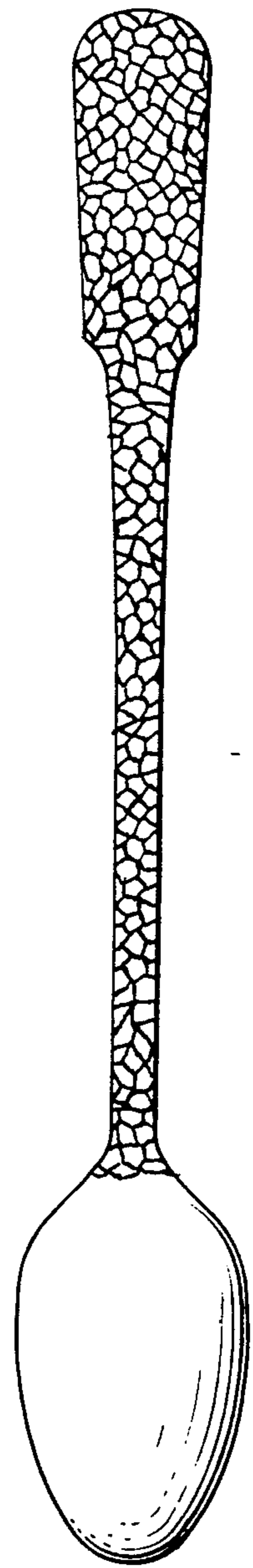


FIG. 10



FIG. 11



FIG. 12

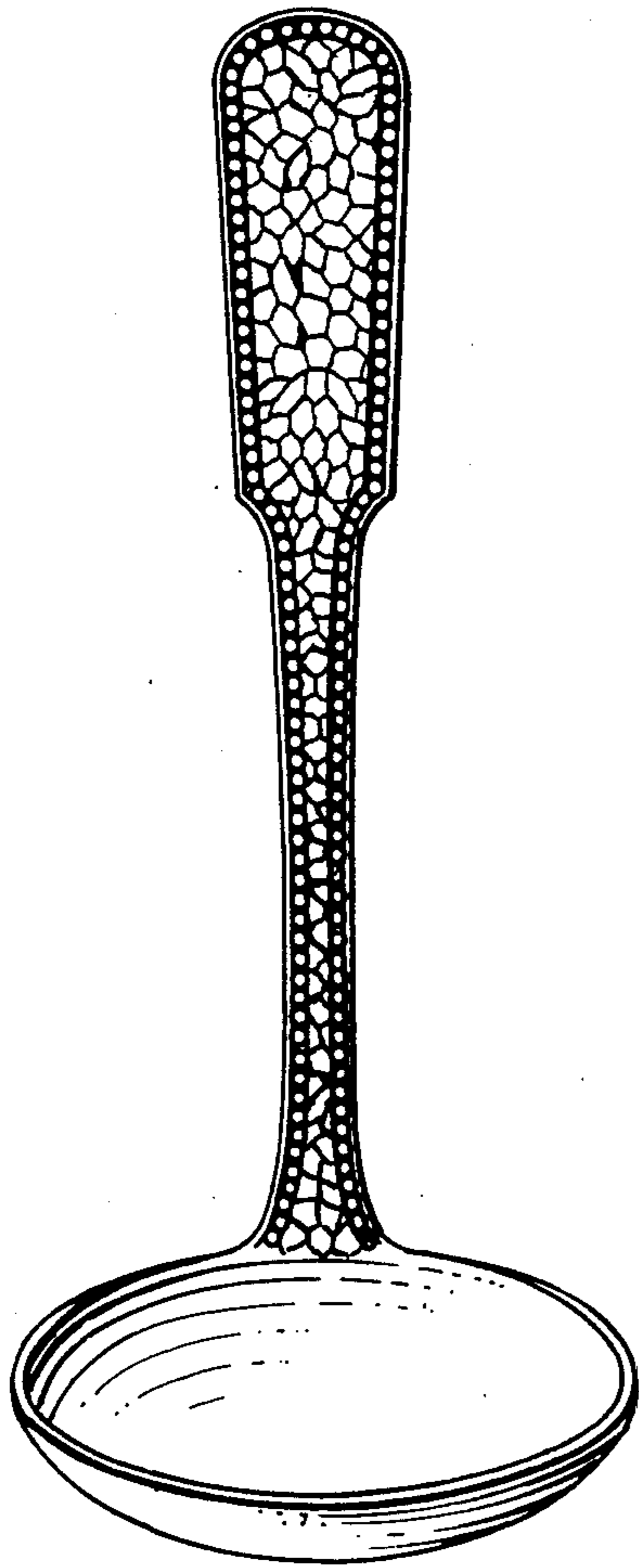


Fig. 13




Fig. 14

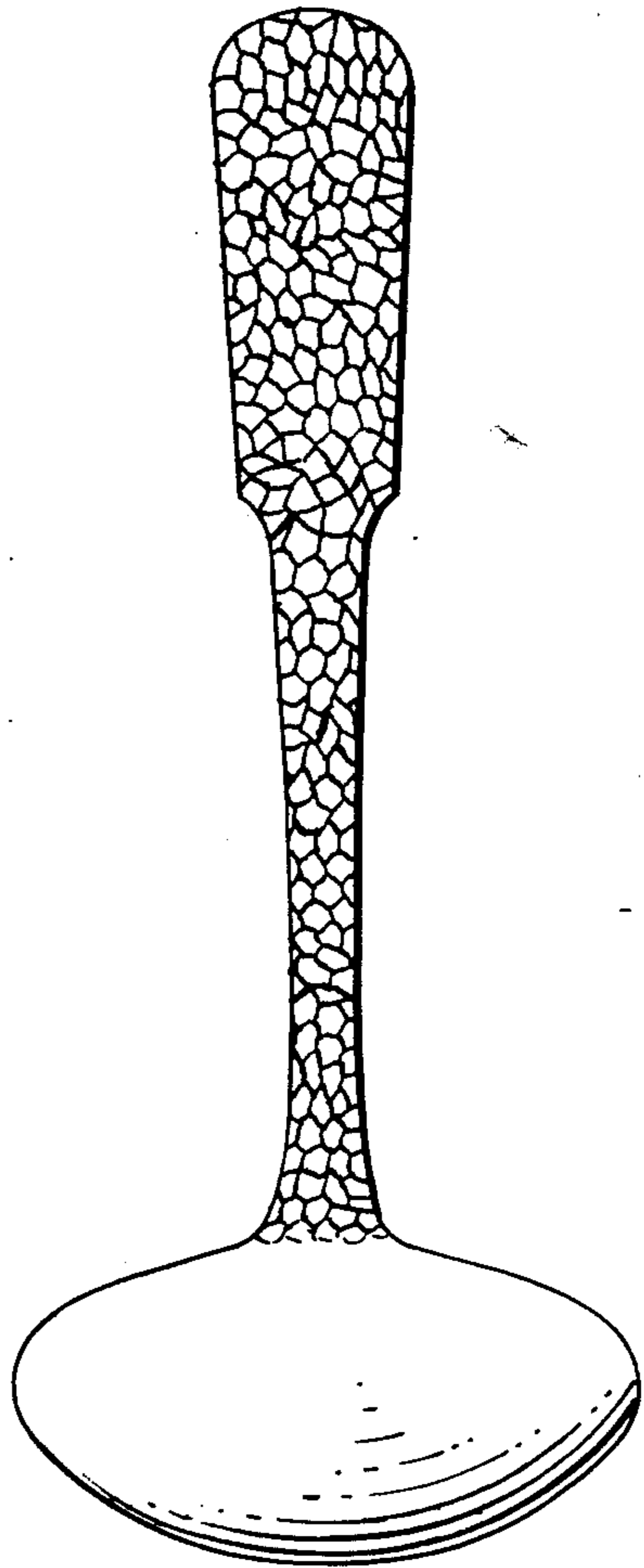


Fig. 15

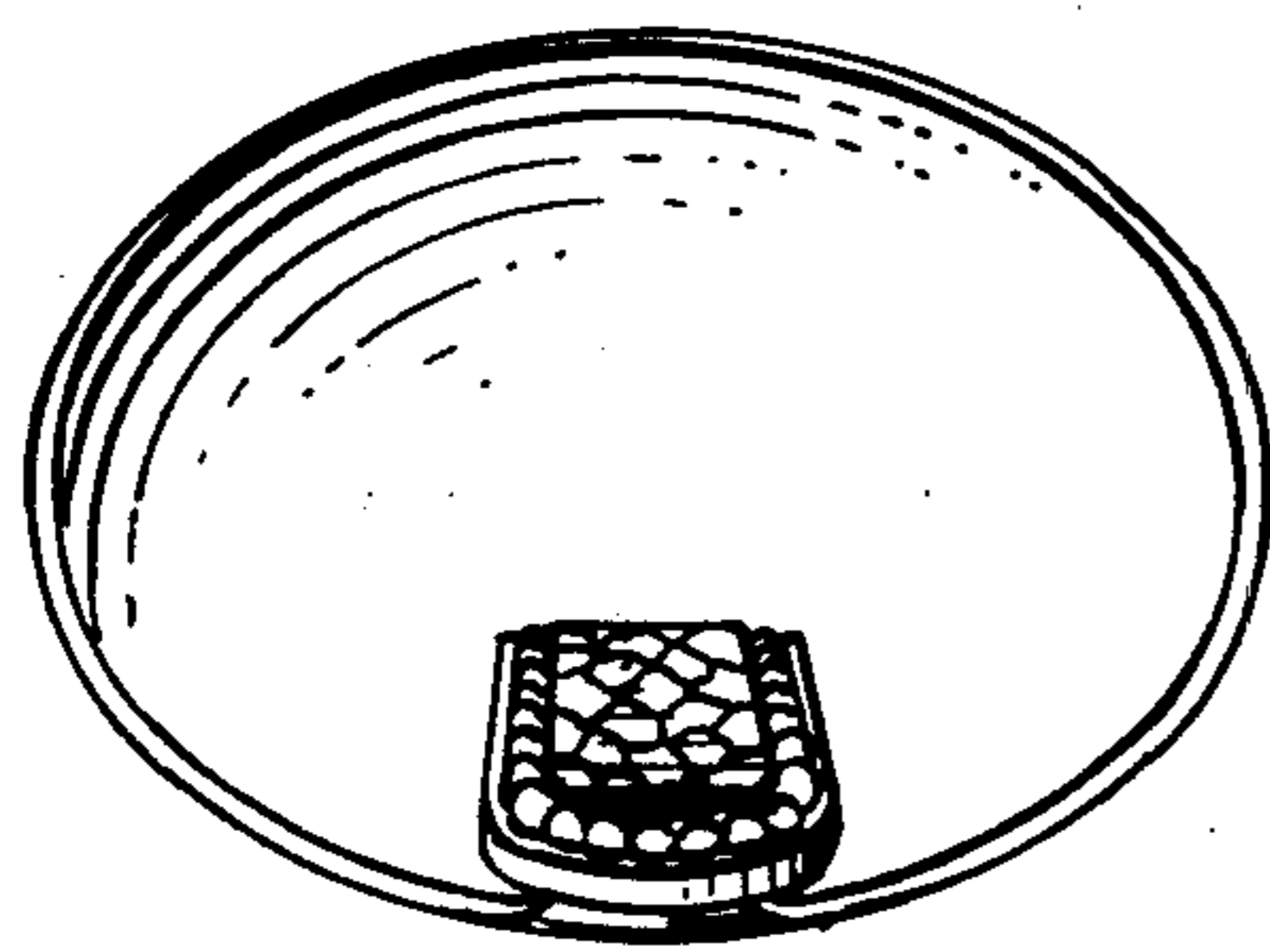


Fig. 16

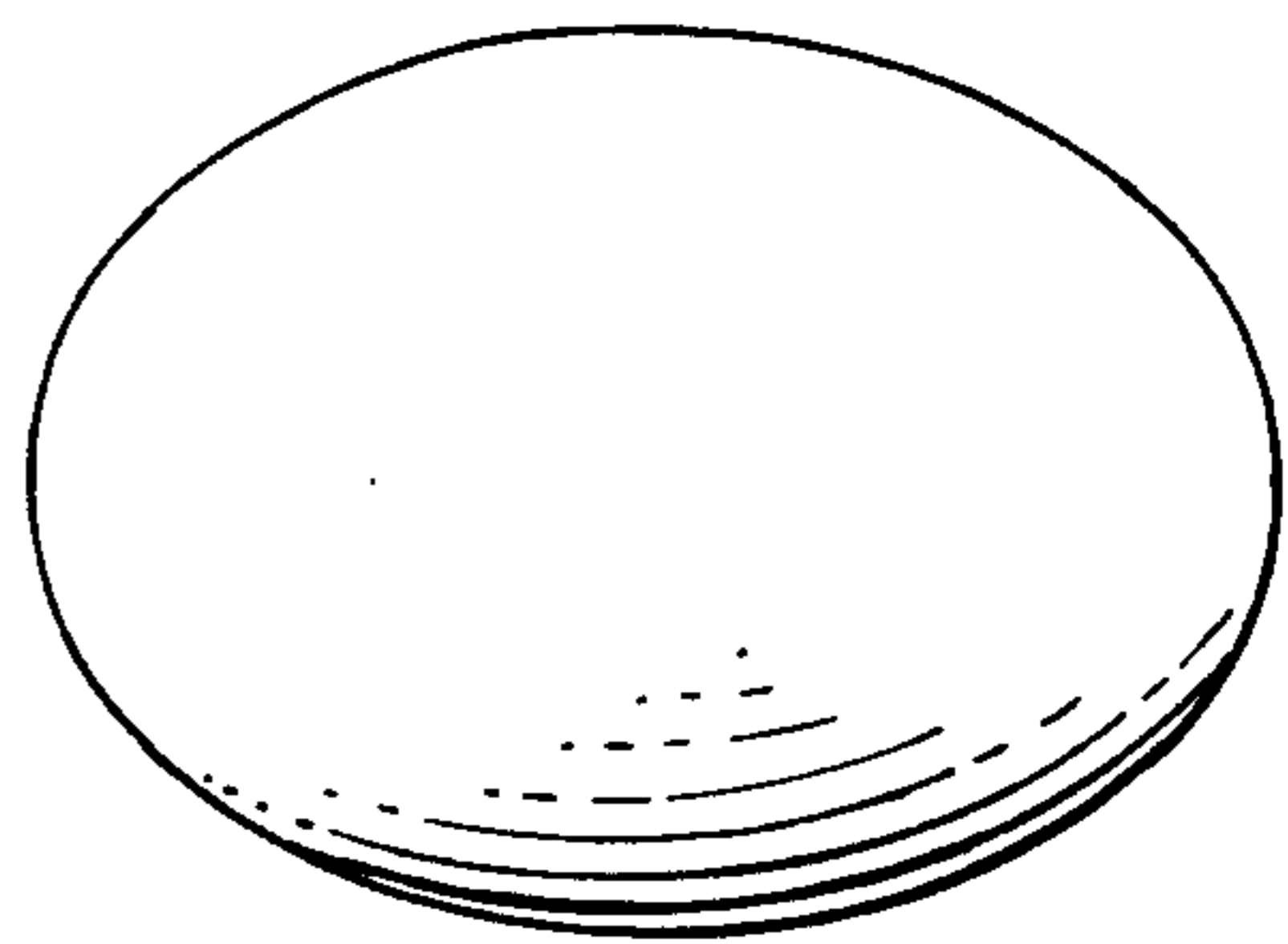


Fig. 17