

- [54] GAME STICK FOR THROWING OR CATCHING A RING
- [75] Inventors: Walter W. Soderman; Clifford H. Harman, II, both of Lansing, Mich.
- [73] Assignee: Globe Industrial Sales Company, Lansing, Mich.
- [**] Term: 14 Years
- [21] Appl. No.: 695,797
- [22] Filed: Jun. 14, 1976
- [51] Int. Cl. D21—01
- [52] U.S. Cl. D34/5 BC; D8/93; D7/151; D34/15 R
- [58] Field of Search D34/5 BC, 15 R, 5 CT; 273/67 R, 106 R, 95, 100; D8/93; D7/151; D22/1; 76/84; 2/17

[56] References Cited
U.S. PATENT DOCUMENTS

D. 199,313	10/1964	Fullerton et al.	D7/151
1,662,278	3/1928	Nelson	273/106 R
2,371,567	3/1945	Wilson	273/95
2,910,804	11/1959	White	D2/381

OTHER PUBLICATIONS

Arlene's Cat., rec'd. 10/9/70, p. 12, item No. 85, Professional Sharpening Steel.

Primary Examiner—Melvin B. Feifer
Attorney, Agent, or Firm—Winston E. Miller

[57] CLAIM

The ornamental design for a game stick for throwing or catching a ring, as shown and described.

DESCRIPTION

FIG. 1 is a perspective view of a game stick for throwing or catching a ring showing our new design.


FIG. 2 is a side elevational view thereof, the opposite side being a mirror image thereof.

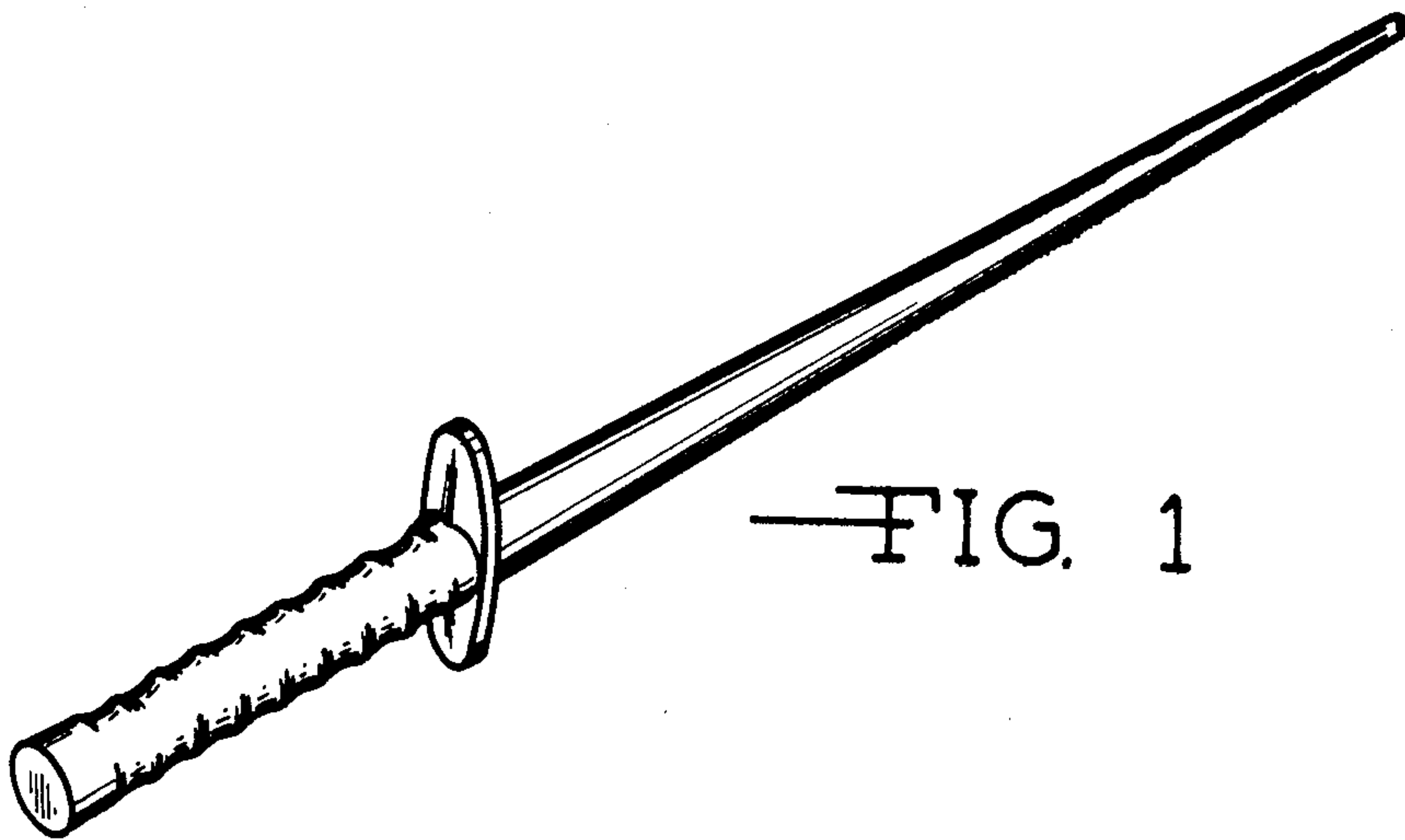
FIG. 3 is a top view thereof, the opposite side being a mirror image thereof.

FIG. 4 is a front elevational view thereof.

FIG. 5 is a rear elevational view thereof.

The characteristic feature of our design resides in a game stick having, in combination, a short generally cylindrical handle portion having an annularly grooved outer surface, an elongate tapered foil portion and a cross-guard member positioned between said handle portion and said tapered foil portion, said cross-guard member having slightly tapered wing portions and an oval shaped cross-sectional configuration.






—FIG. 1



—FIG. 2



—FIG. 3



—FIG. 4



—FIG. 5