

[54] DECORATIVE SCREEN FOR FACADES

[75] Inventor: Michael Polifka, Spotswood, N.J.

[73] Assignee: Construction Specialties, Inc., Cranford, N.J.

[\*\*] Term: 14 Years

[21] Appl. No.: 668,601

[22] Filed: Mar. 19, 1976

[51] Int. Cl. .... D25-02

[52] U.S. Cl. .... D25/87

[58] Field of Search ..... 52/481, 473, 660, 663, 52/665, 674, 675; D25/53, 58, 59, 80, 87, 88, 89, 90, 91

[56] References Cited

U.S. PATENT DOCUMENTS

D. 230,276	2/1974	Duern .....	D25/88 X
1,382,199	6/1921	Lachman .....	52/675 X
3,063,520	11/1962	Freeman .....	52/663 X

FOREIGN PATENT DOCUMENTS

433,669 9/1967 Switzerland ..... 52/671

OTHER PUBLICATIONS

Sweet's Architectural Catalog File, 1975, vol. 10, section 10.25/co, p. 20, futural panel illustration.

Primary Examiner—A. Hugo Word  
Attorney, Agent, or Firm—Granville M. Brumbaugh

[57] CLAIM


The ornamental design for a decorative screen for facades, as shown and described.

DESCRIPTION

FIG. 1 is a front elevational view of one embodiment of the decorative screen for facades, portions being broken away to indicate that the screen is of indefinite height and length;

FIG. 2 is a bottom view of the embodiment shown in FIG. 1;

FIG. 3 is a front elevational view of another embodiment of the decorative screen for facades.






FIG. 1



FIG. 2




FIG. 3