

[54] INCLINED VIEWING DIGITAL WRISTWATCH CASE
[76] Inventor: Marvin Ackerman, 856 Somerset Dr., Sunnyvale, Calif. 94087

[**] Term: 14 Years

[21] Appl. No.: 743,715

[22] Filed: Nov. 22, 1976

[51] Int. Cl. D10-02

[52] U.S. Cl. D10/30; D10/38

[58] Field of Search D10/30-39, D10/122-128, 15; 58/50 R, 50 A, 53-56, 152

[56] References Cited

U.S. PATENT DOCUMENTS

| | | | | |
|------------|---------|-------------|-------|--------|
| D. 225,429 | 12/1972 | Vuilleumier | | D10/38 |
| D. 229,213 | 11/1973 | Sasaki | | D10/38 |
| D. 234,943 | 4/1975 | Marquand | | D10/39 |

| | | | | |
|------------|---------|----------|-------|---------|
| D. 236,592 | 9/1975 | Portman | | D10/38 |
| D. 239,511 | 4/1976 | Watson | | D10/38 |
| D. 242,774 | 12/1976 | Huguenin | | D10/38 |
| D. 246,230 | 11/1977 | Sagarino | | D10/38 |
| 3,566,602 | 3/1971 | Bergey | | 58/50 R |


Primary Examiner—Nelson C. Holtje
Attorney, Agent, or Firm—Thomas Schneck, Jr.

[57] CLAIM

The ornamental design for an inclined viewing digital wristwatch case, as shown.

DESCRIPTION

FIG. 1 is a top perspective view of a digital wristwatch case showing my new design;
FIG. 2 is a top plan view thereof;
FIG. 3 is a bottom view thereof;
FIG. 4 is a left side elevational view thereof;
FIG. 5 is a right side elevational view thereof;
FIG. 6 is a front elevational view thereof;
FIG. 7 is a rear elevational view thereof.






Fig. 2




Fig. 6




Fig. 7




Fig. 1



Fig. 4



Fig. 5

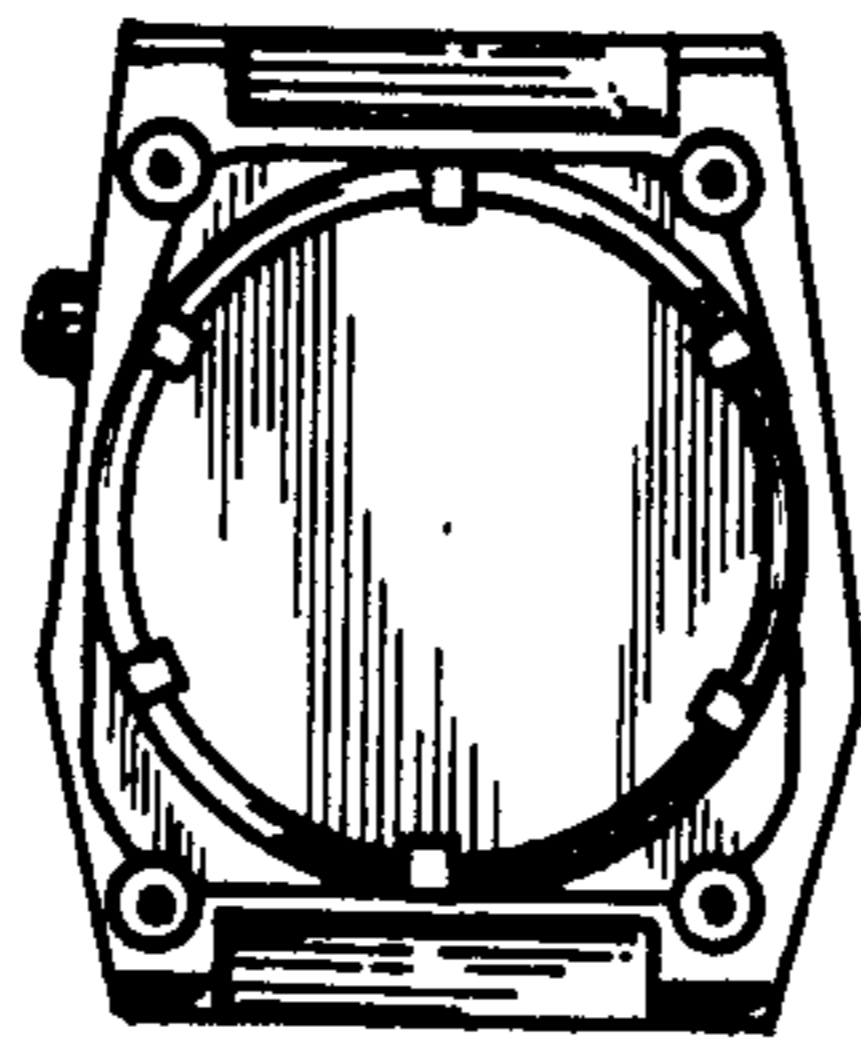


Fig. 3