

[54] **CARGO HOLD DOWN BINDER**

[76] Inventor: **John Raniero**, Box 204, Gearhart,  
Oreg. 97138

[\*\*] Term: **14 Years**

[21] Appl. No.: **752,882**

[22] Filed: **Dec. 20, 1976**

[51] Int. Cl. .... **D8-08**

[52] U.S. Cl. .... **D8/382; D8/370**

[58] Field of Search ..... **D8/382, 367, 368, 370,**  
**D8/396; 403/187; D9/252**

[56] **References Cited**

**U.S. PATENT DOCUMENTS**

D. 227,789 7/1973 Weiss ..... **D8/382**  
259,314 6/1882 Jennison ..... **403/187**

**OTHER PUBLICATIONS**

Grammes Metal Products Catalog #66, 1941, p. 39,  
item #30107.

*Primary Examiner*—A. Hugo Word  
*Attorney, Agent, or Firm*—J. Pierre Kolisch

[57] **CLAIM**

The ornamental design for a cargo hold down binder, as  
shown.

**DESCRIPTION**

FIG. 1 is a front elevation view of a cargo hold down  
binder according to the invention;  
FIG. 2 is a right side elevation view of the device;  
FIG. 3 is a rear elevation view of the device;  
FIG. 4 is a left side elevation view of the device;  
FIG. 5 is a top plan view of the device; and  
FIG. 6 is a bottom view of the device.

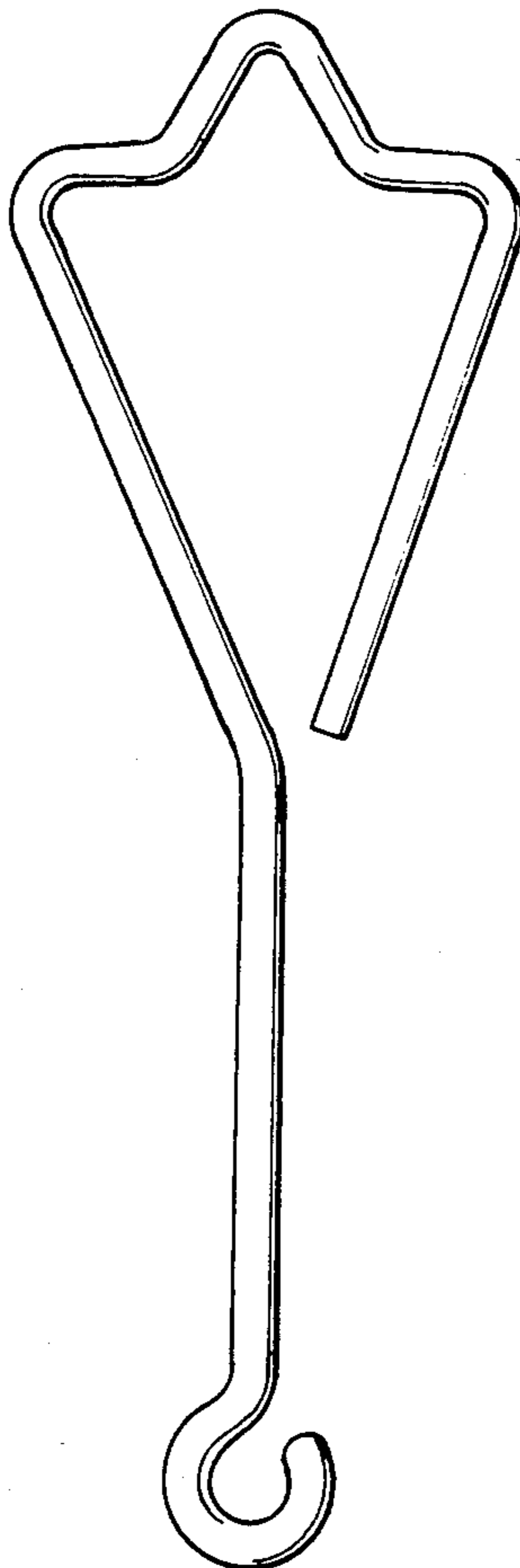




Fig. 5.

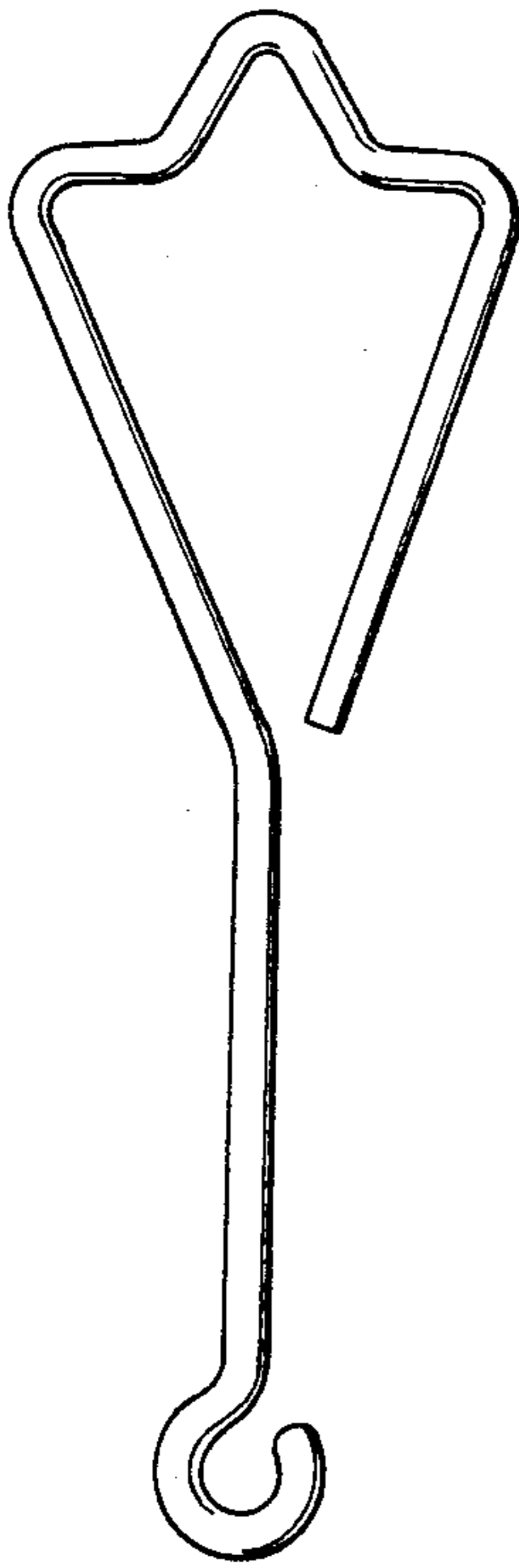


Fig. 1.

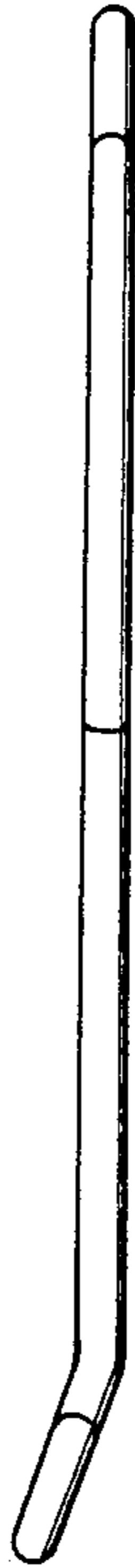


Fig. 2.

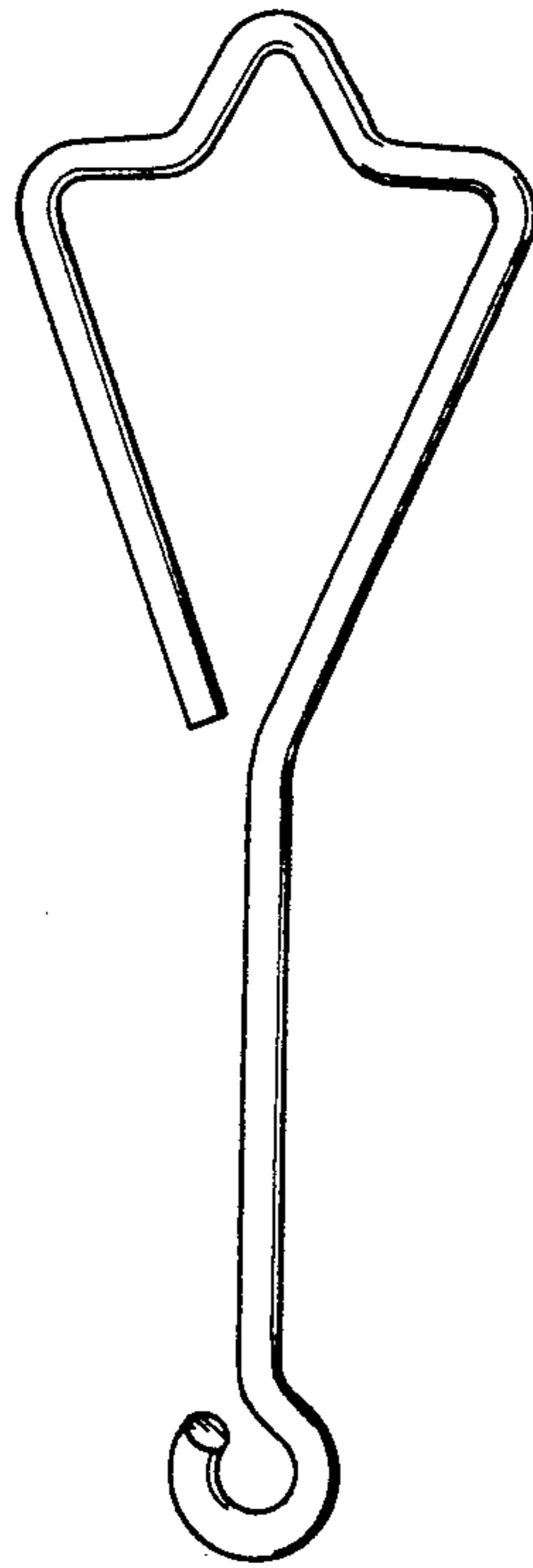


Fig. 3.



Fig. 4.



Fig. 6.