

[54] ELECTRONIC CALCULATING MACHINE

[75] Inventors: **Shigetoshi Hazama; Seiichiro Nishiguchi; Yoshiaki Kobayashi**, all of Osaka, Japan

[73] Assignee: **Sharp Kabushiki Kaisha**, Osaka, Japan

[\*\*] Term: **14 Years**

[21] Appl. No.: **809,095**

[22] Filed: **Jun. 23, 1977**

[30] Foreign Application Priority Data  
Dec. 29, 1976 [JP] Japan ..... 51-51448

[51] Int. Cl. .... **D18-01**

[52] U.S. Cl. .... **D64/11 B**

[58] Field of Search ..... **D64/11 R, 11 B, 11 C; D14/40, 42, 43, 45; 235/1 D, 145 R**

[56] References Cited

U.S. PATENT DOCUMENTS

D. 232,836 9/1974 Kitai ..... D64/11 B  
D. 236,269 8/1975 Shu-Keung ..... D64/11 B

OTHER PUBLICATIONS

Merchandising Week, Jan. 6, 1975, p. 47, "Casio", Mini-Root Calculator.


Primary Examiner—Susan J. Lucas  
Attorney, Agent, or Firm—Paul D. Flehr


[57] CLAIM

The ornamental design for an electronic calculating machine, as shown and described.

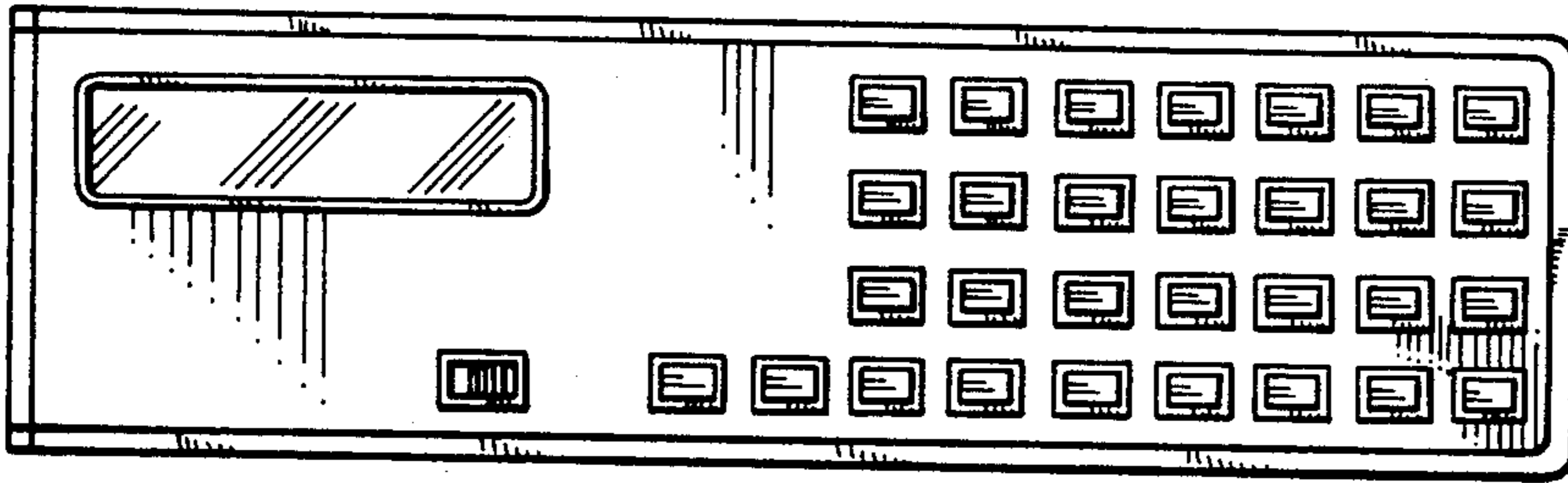
DESCRIPTION

FIG. 1 is a perspective view of the electronic calculating machine showing our new design;  
FIG. 2 is a plan view thereof;  
FIG. 3 is a front elevational view thereof;  
FIG. 4 is a rear elevational view thereof;  
FIG. 5 is a right side elevational view thereof;  
FIG. 6 is a left side elevational view thereof; and  
FIG. 7 is a bottom view thereof.






FIG\_1



FIG\_2



FIG\_3




FIG\_4



FIG\_5



FIG\_6



FIG\_7