

[54] **PRINTER HOUSING OR SIMILAR ARTICLE**

[75] Inventor: Andrew L. Alger, Wilmette, Ill.

[73] Assignee: Computer Peripherals, Inc.

[**] Term: 14 Years

[21] Appl. No.: 731,403

[22] Filed: Oct. 12, 1976

[51] Int. Cl. D14-02

[52] U.S. Cl. D14/50; D64/11 R

[58] Field of Search D14/40, 41, 42, 43, D14/44, 45, 46, 47, 50; D13/40, 41; D64/11 R

[56] **References Cited**

U.S. PATENT DOCUMENTS

D. 140,135	1/1945	Zenner	D64/11 R
D. 209,110	10/1967	Bennett et al.	D64/11 R
D. 234,303	2/1975	Pycha et al.	D14/50

OTHER PUBLICATIONS

Control Data Corp. Bulletin, "160-A Computer", p. 7, 166 Printer.

Primary Examiner—Susan J. Lucas
Attorney, Agent, or Firm—Wilbert Hawk, Jr.

[57] **CLAIM**

The ornamental design for a printer housing or similar article, substantially as shown and described.

DESCRIPTION

FIG. 1 is a right front perspective view of a printer housing or similar article showing my new design; FIG. 2 is a left front perspective view taken at a slightly different angle; FIG. 3 is a rear perspective view thereof; and FIG. 4 is a right side elevational view thereof. The side opposite is the same as the side shown; and FIG. 5 is a front elevational view of the printer housing or similar article.




FIG. 1




FIG. 2




FIG. 3

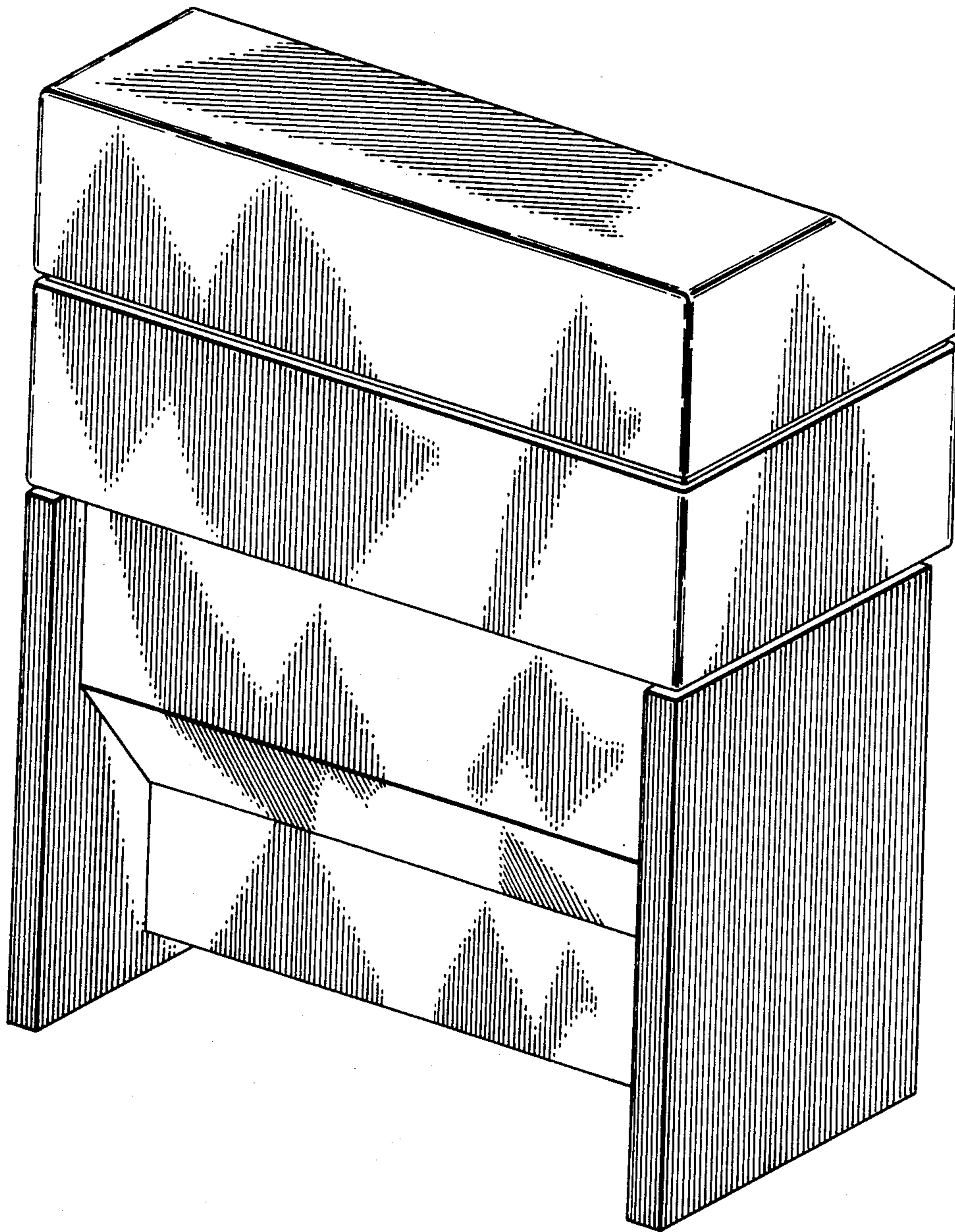


FIG. 4

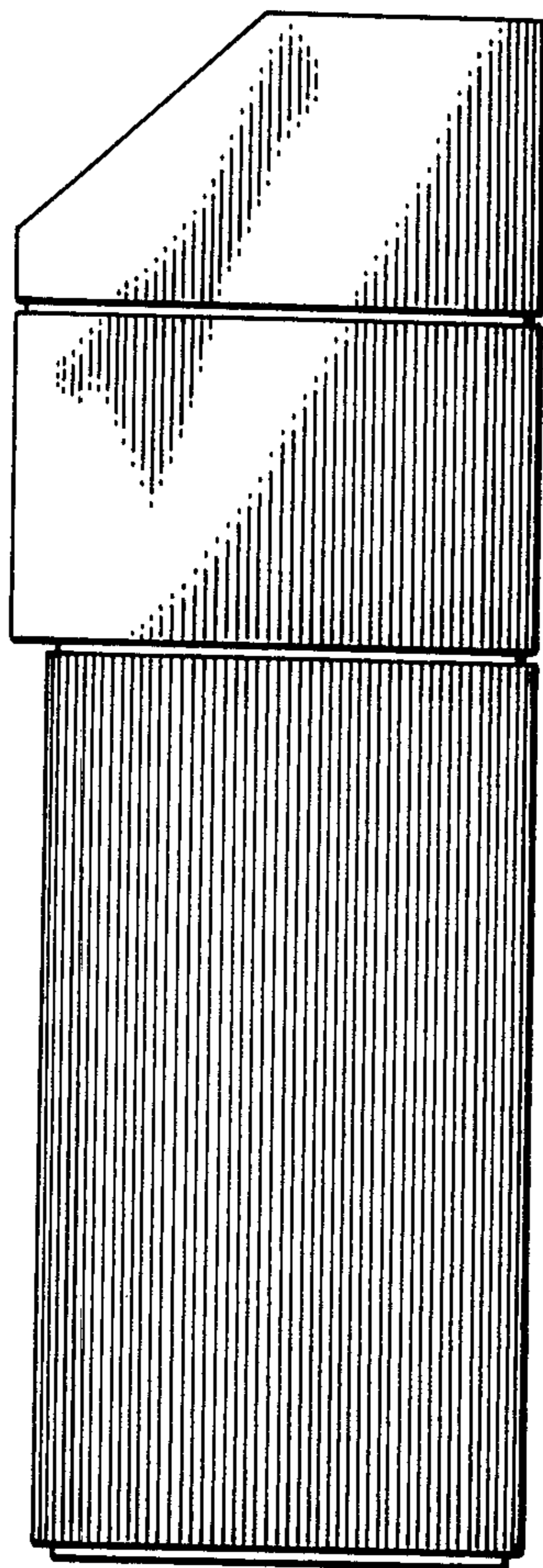


FIG. 5

