

[54] ILLUMINATED MICROPHONE HOLDER

[56]

References Cited

U.S. PATENT DOCUMENTS

[76] Inventors: **Thomas R. Astleford**, 6203B 153rd St., Grandview, Mo. 64030; **James E. Stout**, 500 Webb Rd., Raymore, Mo. 64083

| | | | |
|------------|--------|------------------|-------------|
| D. 197,893 | 4/1964 | Davenport | D14/59 |
| D. 204,942 | 5/1966 | Schossow | D14/59 |
| D. 220,044 | 3/1971 | Sinclair | D14/59 |
| D. 227,376 | 6/1973 | Frison | D14/59 |
| 2,610,262 | 9/1952 | Cunningham | 179/146 L X |

[**] Term: 14 Years

Primary Examiner—Bernard Ansher
Attorney, Agent, or Firm—Claude W. Lowe

[21] Appl. No.: 707,696

[57]

CLAIM

The ornamental design for an illuminated microphone holder, shown and described.

[22] Filed: Jul. 21, 1976

DESCRIPTION

[51] Int. Cl. D14—01; D14—99
 [52] U.S. Cl. D14/13; D48/20 E
 [58] Field of Search 240/2.17, 2 MA;
 D48/20 E; 350/96; 362/321, 253; 179/146 L,
 178, 179; D14/13

FIG. 1 is a perspective view of an illuminated microphone holder showing our new design;
 FIG. 2 is a front elevational view of the holder;
 FIG. 3 is a side view of the holder;
 FIG. 4 is a top plan view of the holder;
 FIG. 5 is a bottom plan view of the holder; and
 FIG. 6 is a rear elevational view of the holder.





Fig. 1.




Fig. 2.




Fig. 3.

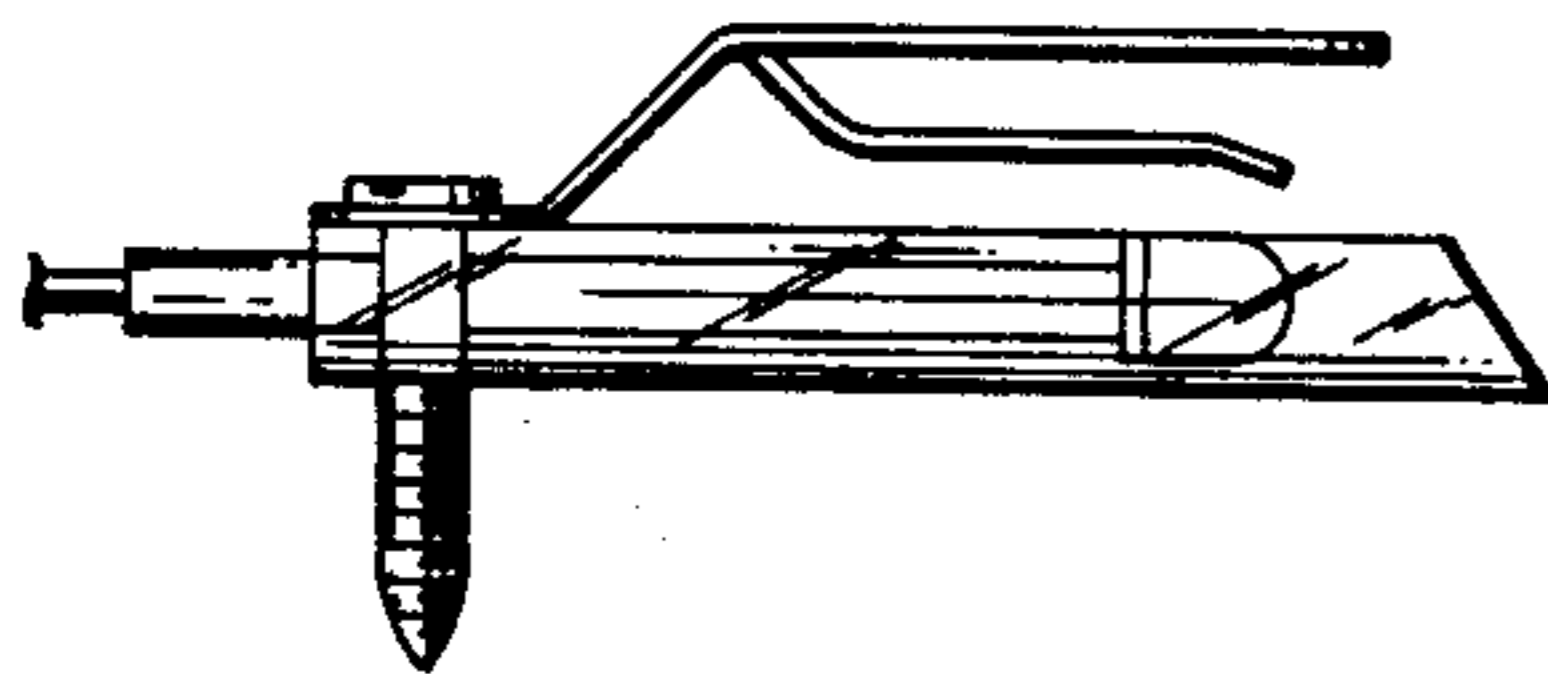


Fig. 4.




Fig. 5.

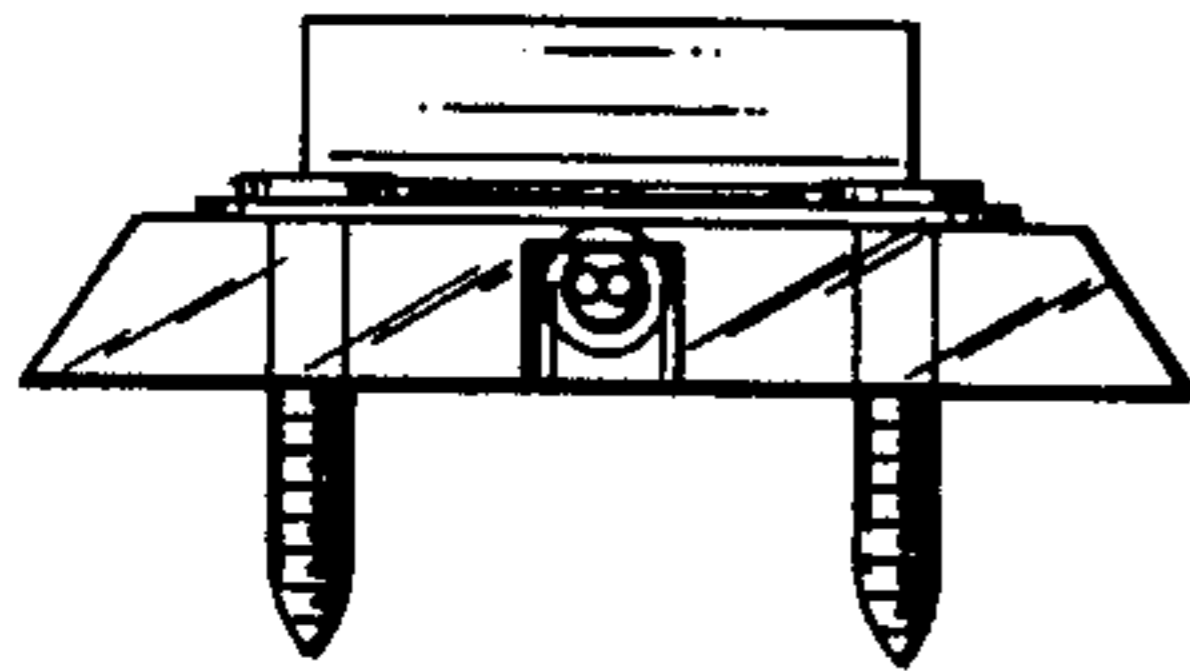


Fig. 6.

