

[54] PENDANT

2,515,820 7/1950 Clark 40/159 X

[75] Inventor: Albert Lipten, New City, N.Y.

OTHER PUBLICATIONS

[73] Assignee: Cyrano Creations, Inc., New York, N.Y.

Sears Spring & Summer 1960 Philadelphia Catalog, p. 765, Economy Wallplate 2G bottom right.

[**] Term: 14 Years

Primary Examiner—Joel Stearman

[21] Appl. No.: 663,473

Assistant Examiner—Louis S. Zarfes

[22] Filed: Mar. 3, 1976

Attorney, Agent, or Firm—Lorimer P. Brooks

[51] Int. Cl. D11-01

[57] CLAIM

[52] U.S. Cl. D11/81; D8/353; D13/37

The ornamental design for a pendant, as shown and described.

[58] Field of Search D11/1, 40, 43, 44, 48, D11/75, 79-81, 86, 95, 97, 99, 6; 63/1 R-2, 23, 18-21; D8/179, 181, 182, 350, 353; D2/380, 381, 384, 385, 394, 405, 426, 431, 442, 447; D10/30, 32, 33, 38; 224/28 R, 28 A, 28 B; D13/37

DESCRIPTION

FIG. 1 is a view in perspective of a pendant showing my new design;

FIG. 2 is a view in perspective of the pendant with the switch in alternate position;

FIG. 3 is a front elevational view thereof;

FIG. 4 is a right side elevational view, the left side being a mirror image thereof;

FIG. 5 is a top plan view thereof, the bottom edge being identical; and

FIG. 6 is a rear elevational view thereof.

[56] References Cited

U.S. PATENT DOCUMENTS

D. 38,322 11/1906 Parsons D11/81




Fig. 1.




Fig. 2.




Fig. 3.

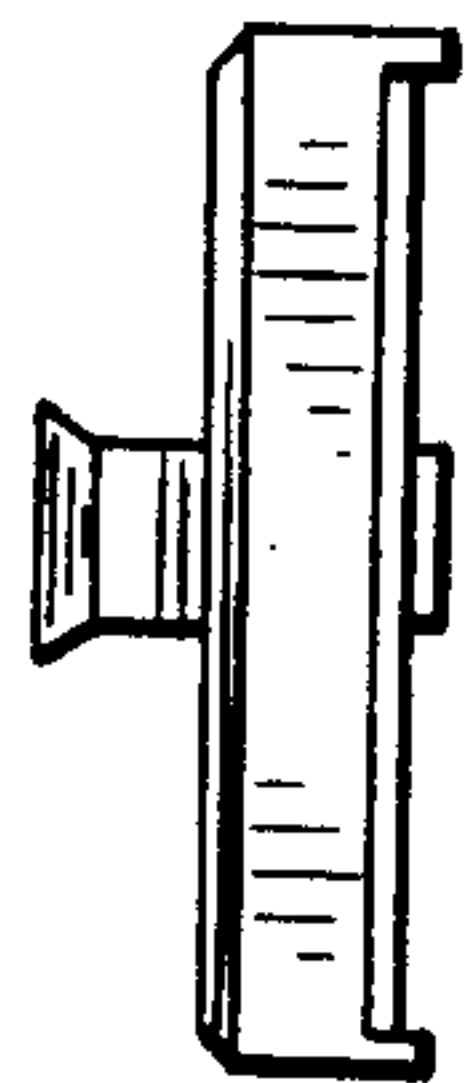
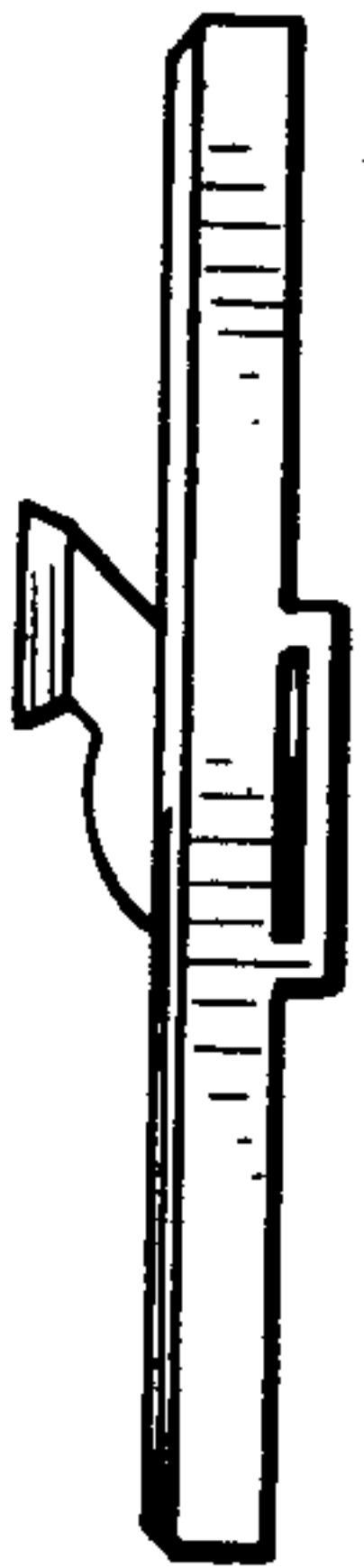



Fig. 4.

Fig. 5.





Fig. 6.

Fig. 7.

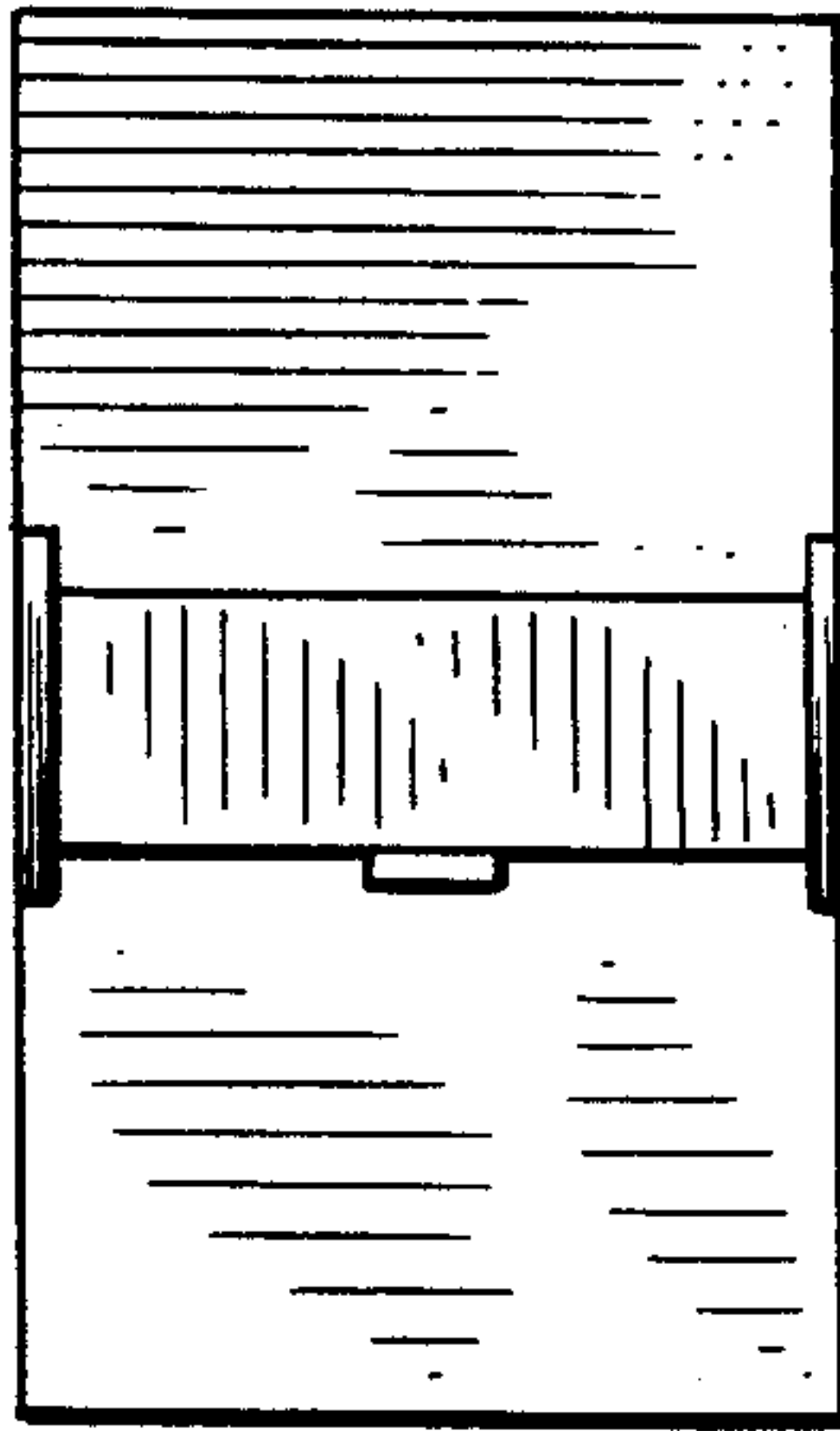


Fig. 6.