

[54] SOLE FOR FOOTWEAR

[75] Inventor: Carl Russell Toothaker, Woodbridge, Conn.

[73] Assignee: Uniroyal, Inc.

[**] Term: 14 Years

[21] Appl. No.: 730,893

[22] Filed: Oct. 8, 1976

[51] Int. Cl. D2-04

[52] U.S. Cl. D2/320

[58] Field of Search D2/319, 320, 321, 309-313; 36/32 R, 114

[56] References Cited

U.S. PATENT DOCUMENTS

D. 196,489 10/1963 Papoutsy D2/320 X
D. 237,323 10/1975 Inohara D2/320

FOREIGN PATENT DOCUMENTS

308,018 5/1933 Italy D2/320 X

OTHER PUBLICATIONS

Boot & Shoe Recorder, 4/15/63, p. 11- shoe sole.

Boot & Shoe Recorder, 2/15/66, p. 20, shoe sole at top-center.

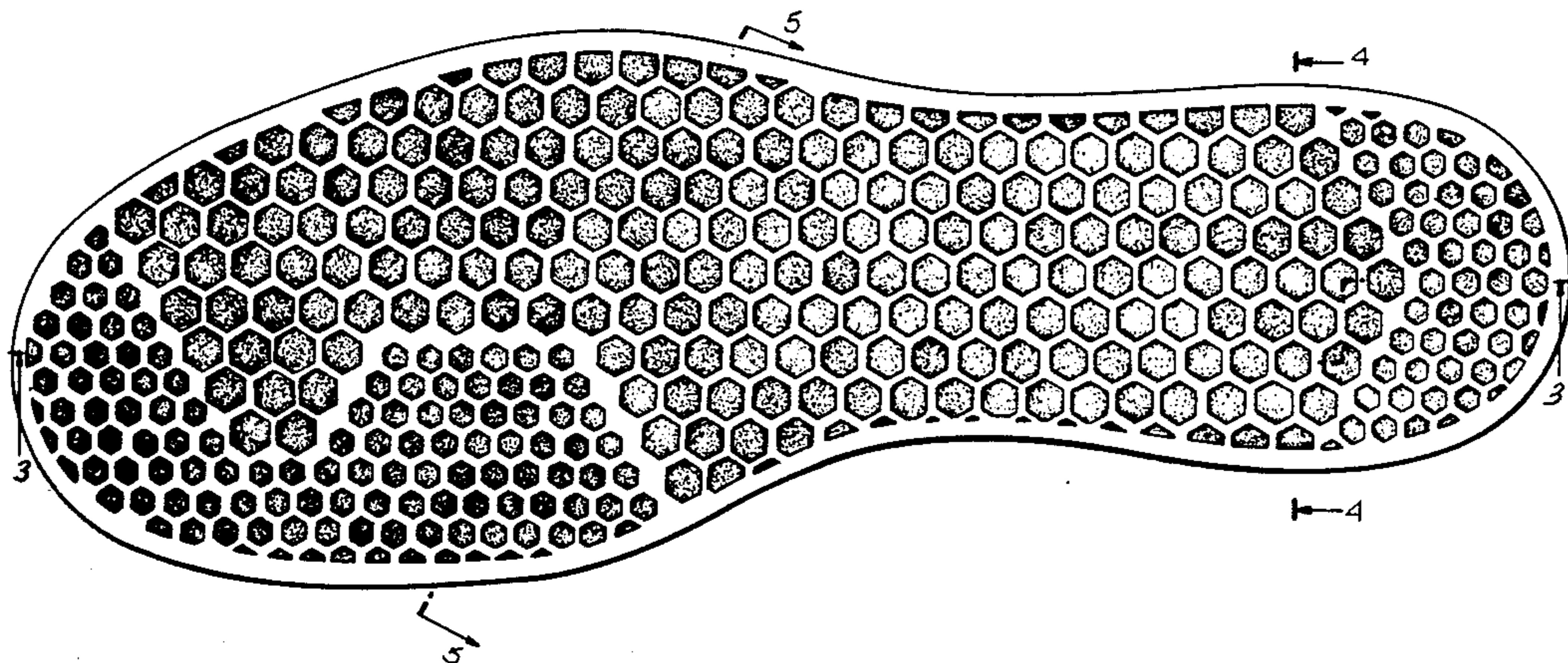
Primary Examiner—Nelson C. Holtje
Attorney, Agent, or Firm—Charles A. Blank

[57] CLAIM

The ornamental design for a sole for footwear, substantially as shown and described.

DESCRIPTION

FIG. 1 is a bottom plan view of a sole for footwear showing my new design;
FIG. 2 is a right side elevational view of the FIG. 1 sole;
FIG. 3 is a sectional view of the FIG. 1 sole taken along line 3-3 of FIG. 1;
FIG. 4 is a sectional view of the FIG. 1 sole taken along line 4-4 of FIG. 1;
FIG. 5 is a fragmentary, sectional view of the FIG. 1 sole taken along line 5-5 of FIG. 1;
FIG. 6 is a bottom plan view of a modified form of my new design of FIG. 1;
FIG. 7 is a right side elevational view of FIG. 6 sole;
FIG. 8 is a sectional view of the FIG. 6 sole taken along line 8-8 of FIG. 6;
FIG. 9 is a sectional view of the FIG. 6 sole taken along line 9-9 of FIG. 6; and
FIG. 10 is a fragmentary, sectional view of the FIG. 6 sole taken along line 10-10 of FIG. 6.



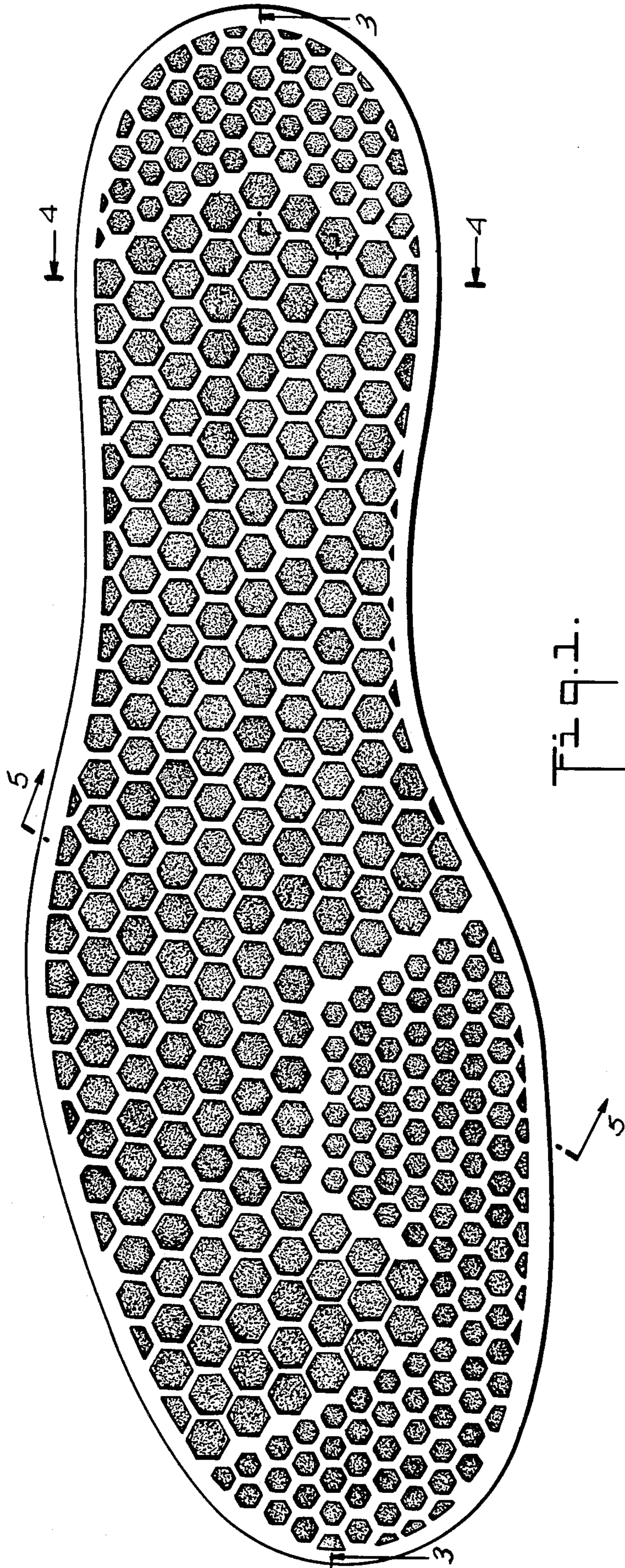


Fig. 1.



Fig. 2.



Fig. 3.

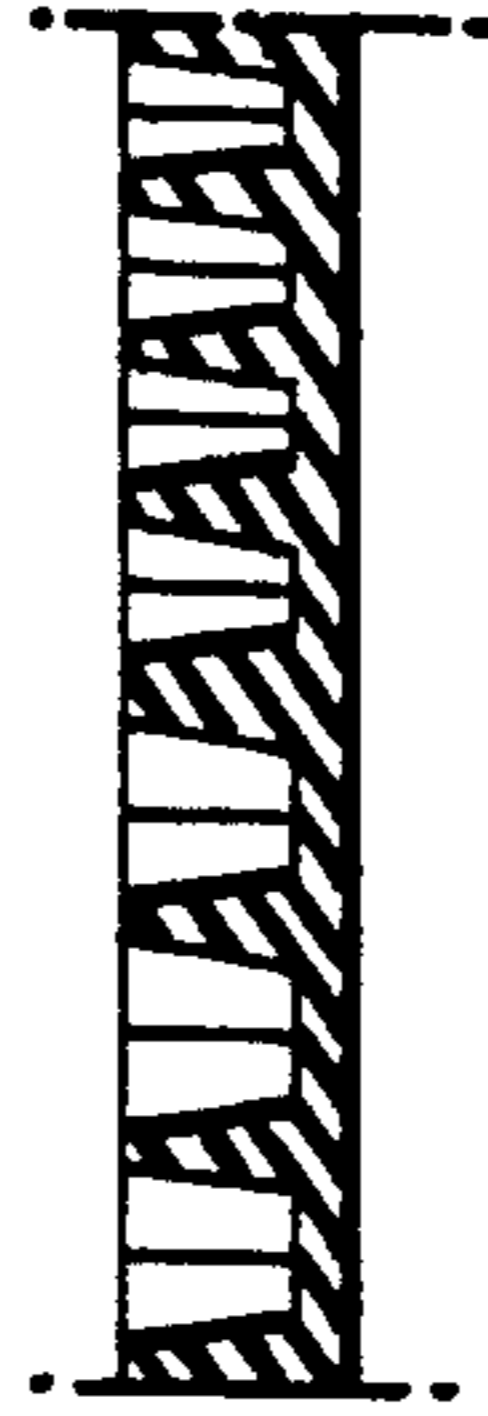


Fig. 5.



Fig. 4.

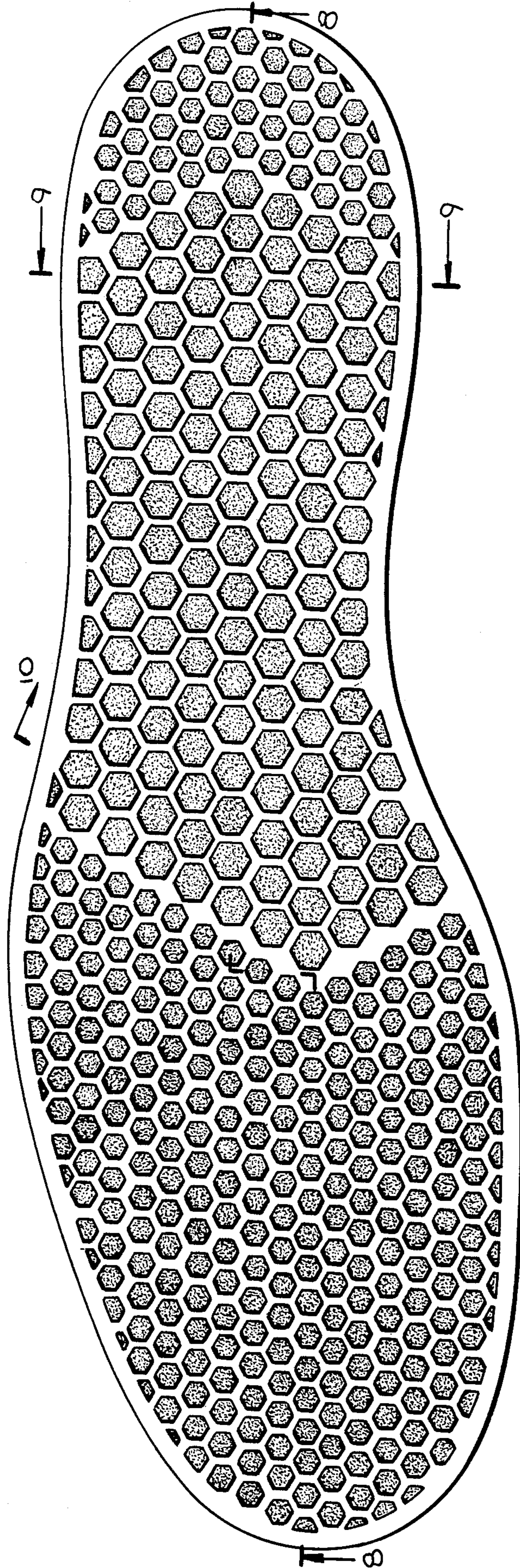


Fig. 6.



Fig. 2.

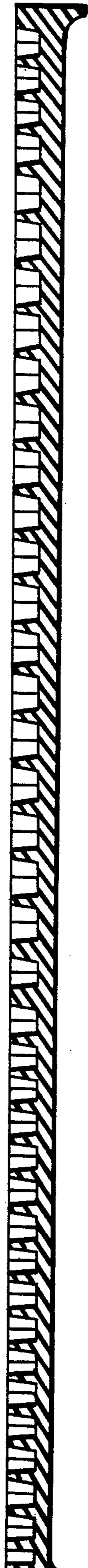


Fig. 8.

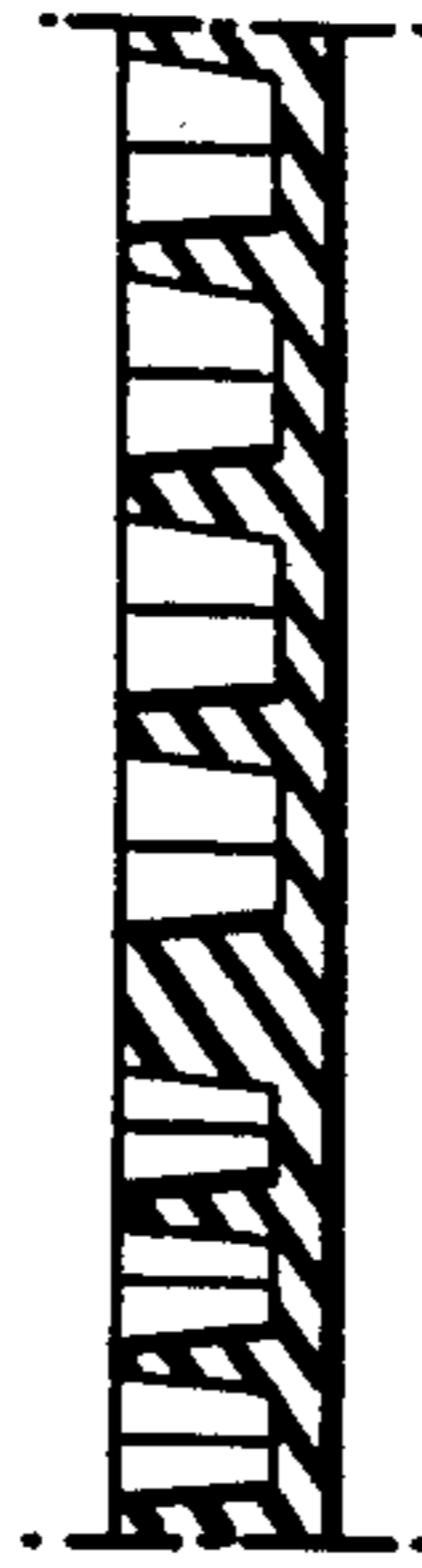


Fig. 10.



Fig. 9.