

[54] COMBINED PADDLE AND BAT

[76] Inventor: Jack G. McAllister, 2701 N. Douglas Dr., Apt. 328, Minneapolis, Minn. 55422

[**] Term: 14 Years

[21] Appl. No.: 708,414

[22] Filed: Jul. 26, 1976

[51] Int. Cl. D21-01

[52] U.S. Cl. D34/5 SP

[58] Field of Search D34/5 SP, 5 BC; 273/67 R, 97 R

[56] References Cited

U.S. PATENT DOCUMENTS

D. 111,108 8/1938 MacDonald D34/5 SP
717,041 12/1902 Smith D34/5 SP

FOREIGN PATENT DOCUMENTS

387,008 7/1908 France 273/97 R

Primary Examiner—Melvin B. Feifer
Attorney, Agent, or Firm—L. Paul Burd

[57] CLAIM

The ornamental design for a combined paddle and bat, substantially as shown and described.

DESCRIPTION

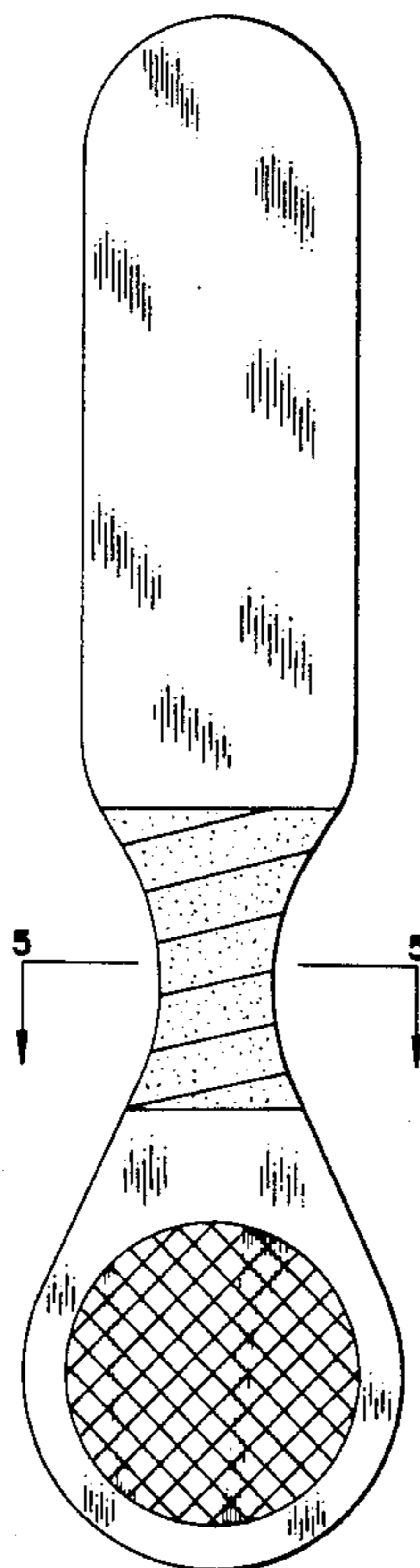
FIG. 1 is a front elevational view of a combined bat and paddle showing my new design. The rear elevational view is identical to FIG. 1;

FIG. 2 is a side elevational view of the right side of FIG. 1. The left side of FIG. 1 is identical to FIG. 2;

FIG. 3 is a bottom plan view of FIG. 1; and

FIG. 4 is a top plan view of FIG. 1;

FIG. 5 is an enlarged sectional view taken along the line 5-5 of FIG. 1.



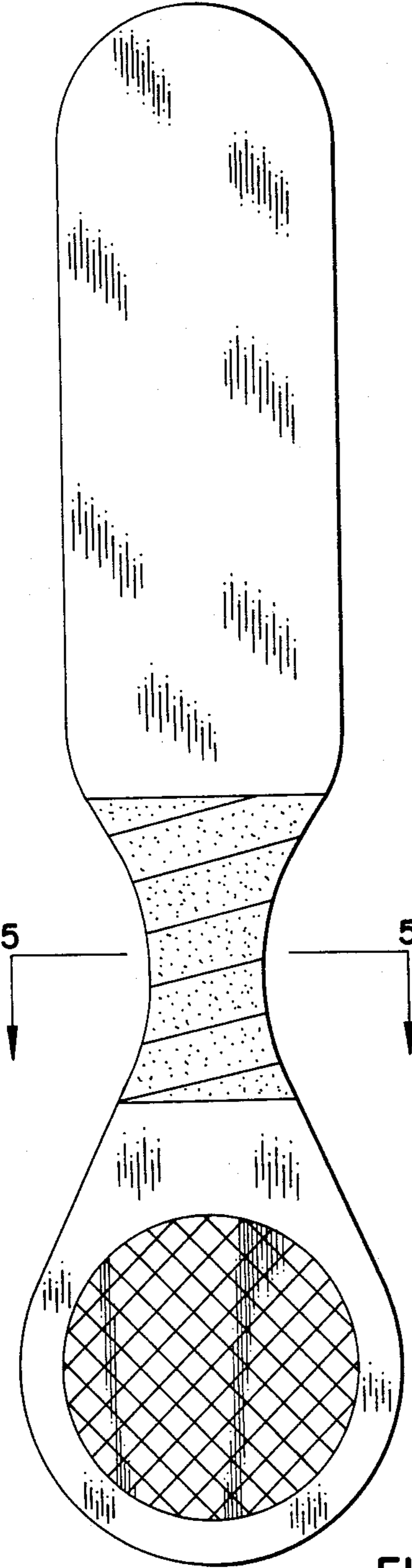


FIG. 5

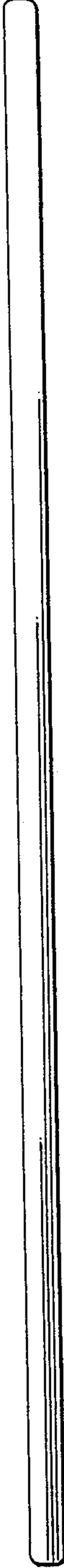


FIG. 2




FIG. 3




FIG. 4