

[54] **HAND POINTER FOR A GAME OR SIMILAR ARTICLE**

[76] Inventors: **Ziva Grushevsky Rosen**, 100 W. 57th St., New York, N.Y. 10019; **Jacob Benjamin Burke**, 6771 Yellowstone Blvd., Forest Hills, N.Y. 11375

[\*\*] Term: **14 Years**

[21] Appl. No.: **664,577**

[22] Filed: **Mar. 8, 1976**

[51] Int. Cl. .... **D21-01**

[52] U.S. Cl. .... **D34/5 MM**

[58] Field of Search ..... **D34/5 MM; 273/161**

[56] **References Cited**

**U.S. PATENT DOCUMENTS**

D. 234,862 4/1975 Burke et al. .... **D34/5 MM**

*Primary Examiner*—Melvin B. Feifer

*Attorney, Agent, or Firm*—Jacob B. Burke

[57] **CLAIM**

The ornamental design for a hand pointer for a game or similar article, as shown and described.

**DESCRIPTION**

FIG. 1 is a top plan view of a hand pointer for a game or similar article showing our new design.

FIG. 2 is a bottom plan view of the hand pointer.

FIG. 3 is an end elevational view taken on line 3—3 of FIG. 1.

FIG. 4 is a cross sectional view taken on line 4—4 of FIG. 1.

FIG. 5 is a cross sectional view on an enlarged scale, taken on line 5—5 of FIG. 1.

FIG. 6 is a bottom plan view of another embodiment of the hand pointer, wherein certain cross-shaped feet are replaced by hemispherical knobs.

FIG. 7 is an end elevational view similar to FIG. 3, but showing the embodiment of FIG. 6 in inverted position.

FIG. 8 is a cross sectional view similar to FIG. 4, but taken through the embodiment of FIG. 6 in inverted position.

FIG. 9 is an enlarged cross sectional view taken on line 9—9 of FIG. 6, partially across the hand pointer.

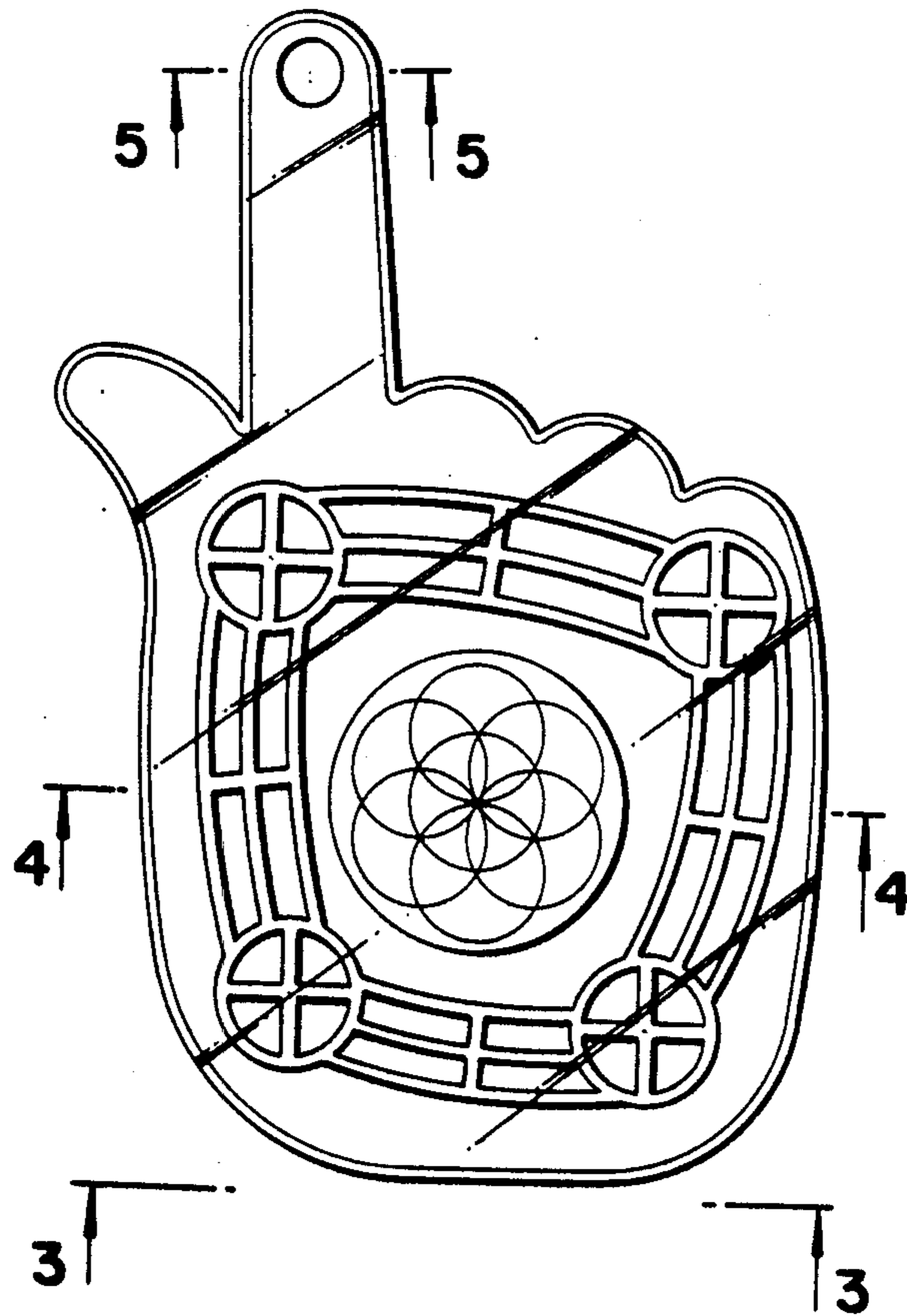


FIG. 1

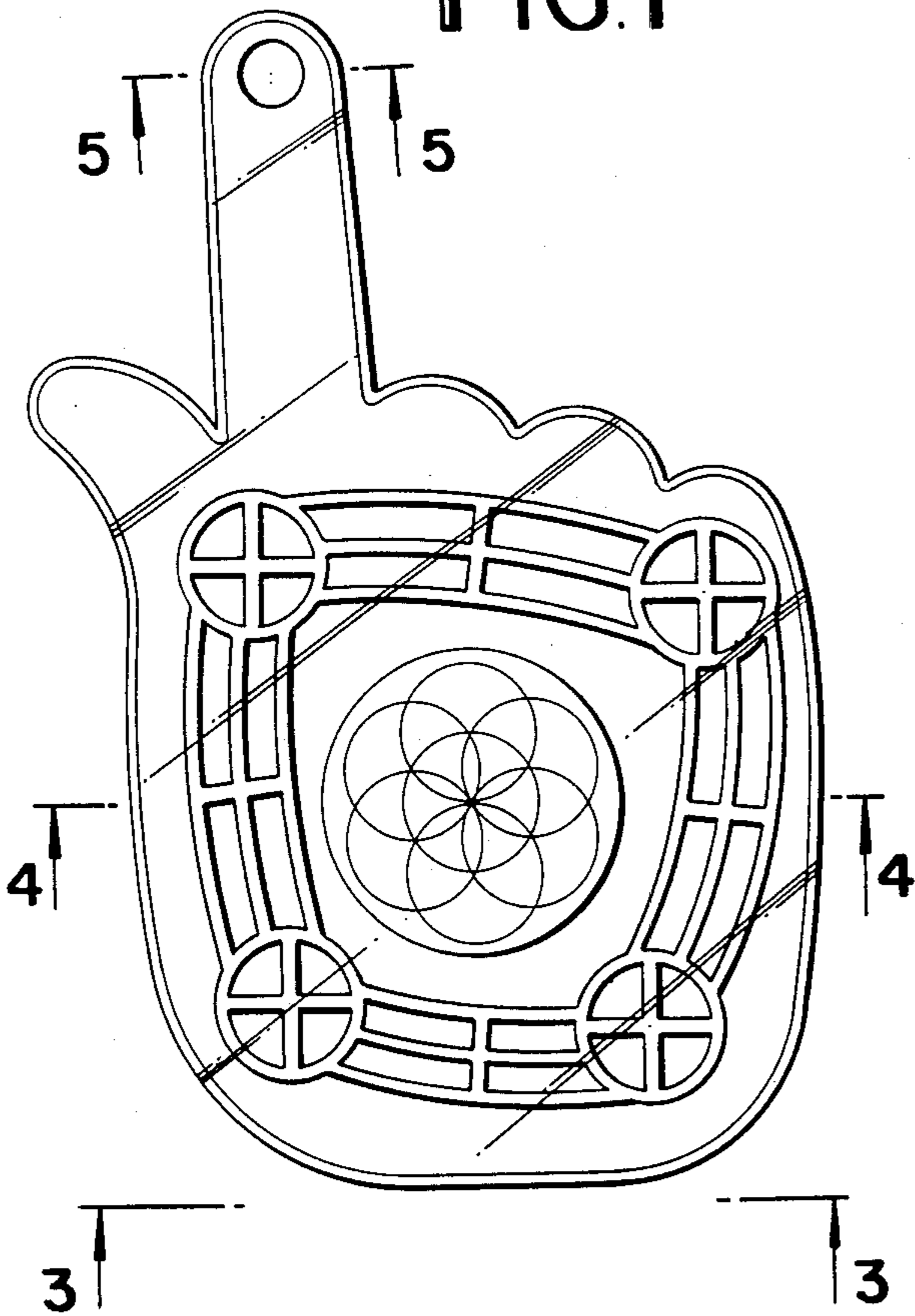


FIG. 2

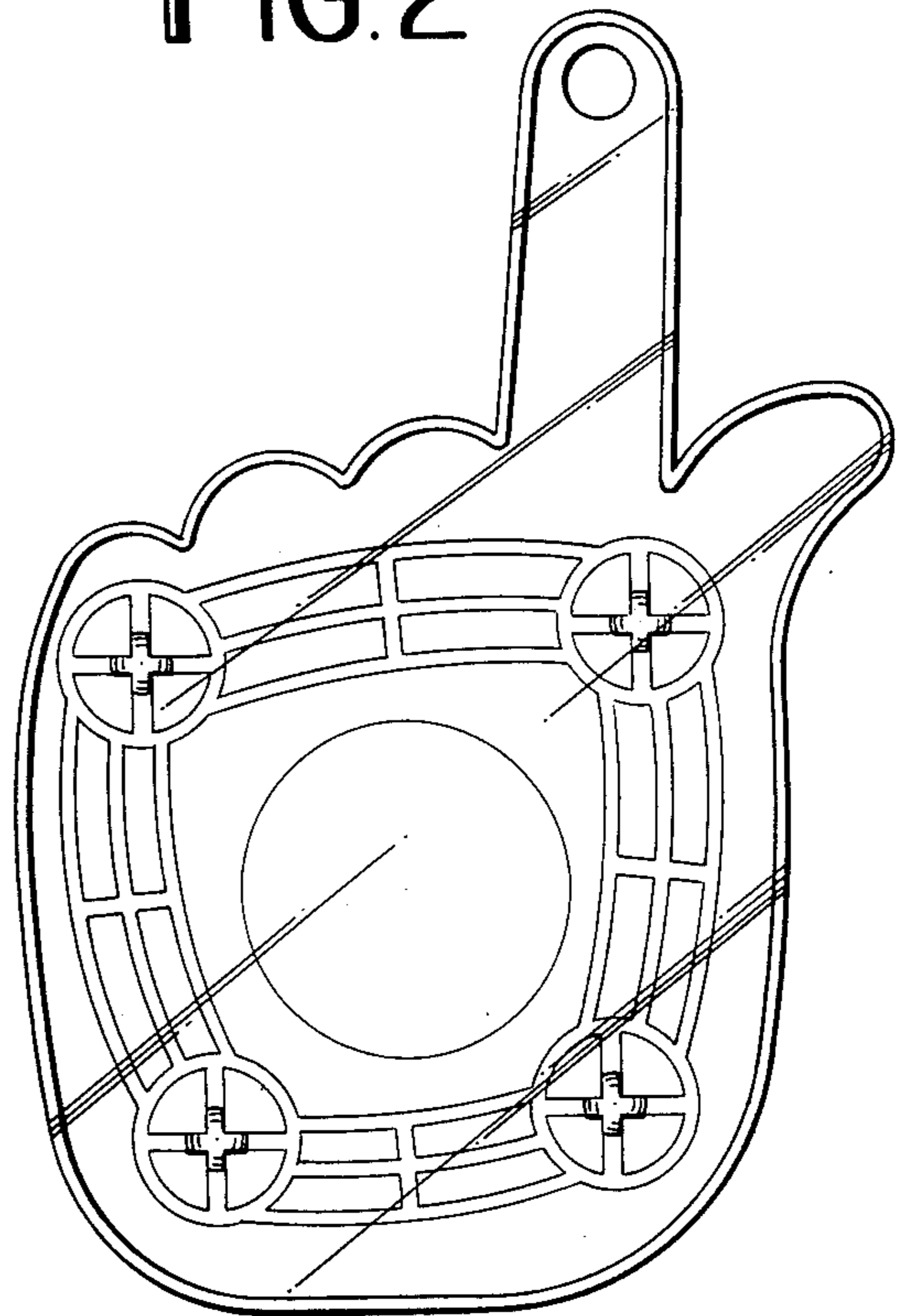


FIG. 3




FIG. 4



FIG. 7

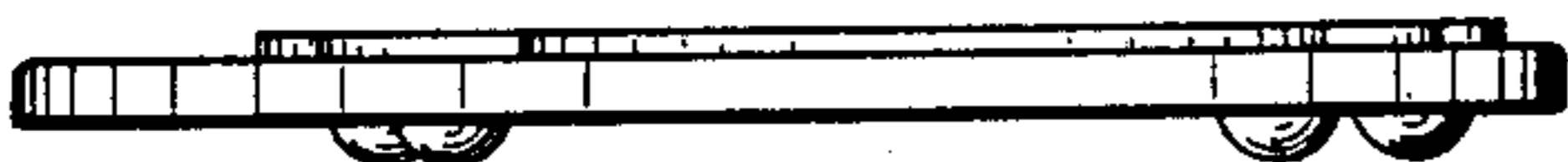


FIG. 8



FIG. 9



FIG. 5



FIG. 6

